	STATE PROJECT	PARISH	SHEET Nº

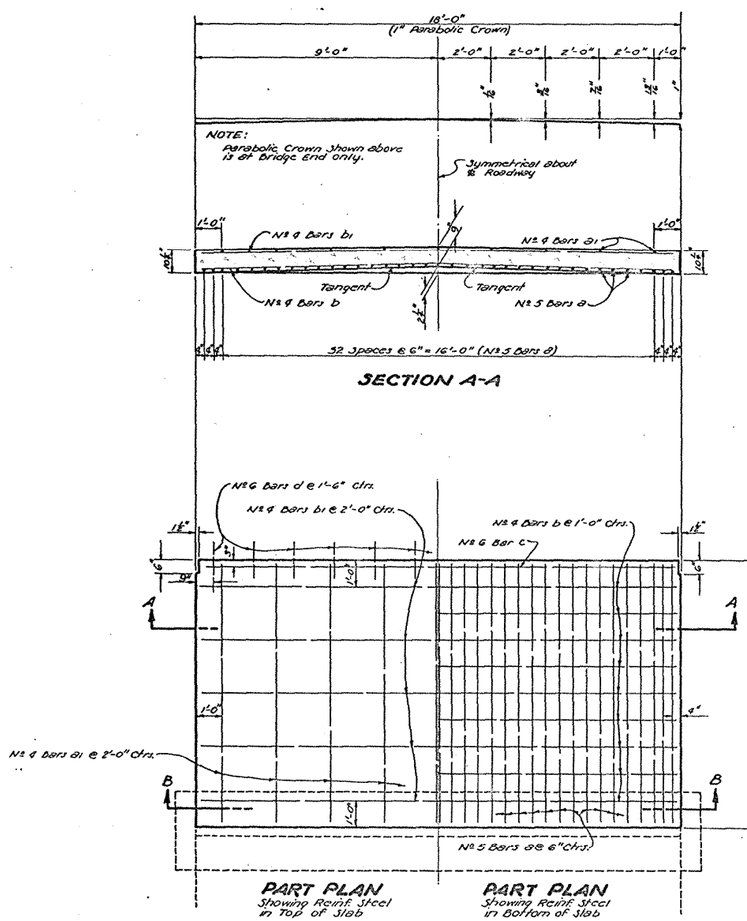

SECTION A-A

PART PLAN
Showing Reinf. Steel in Top of Slab

PART PLAN
Showing Reinf. Steel in Bottom of Slab

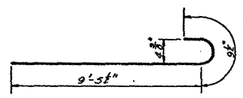

Nº 5 BAR a
(not to Scale)
(Length = 10'-3")

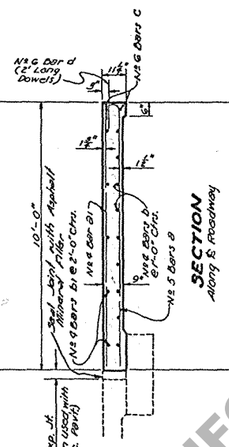

SECTION
Along ℄ Roadway

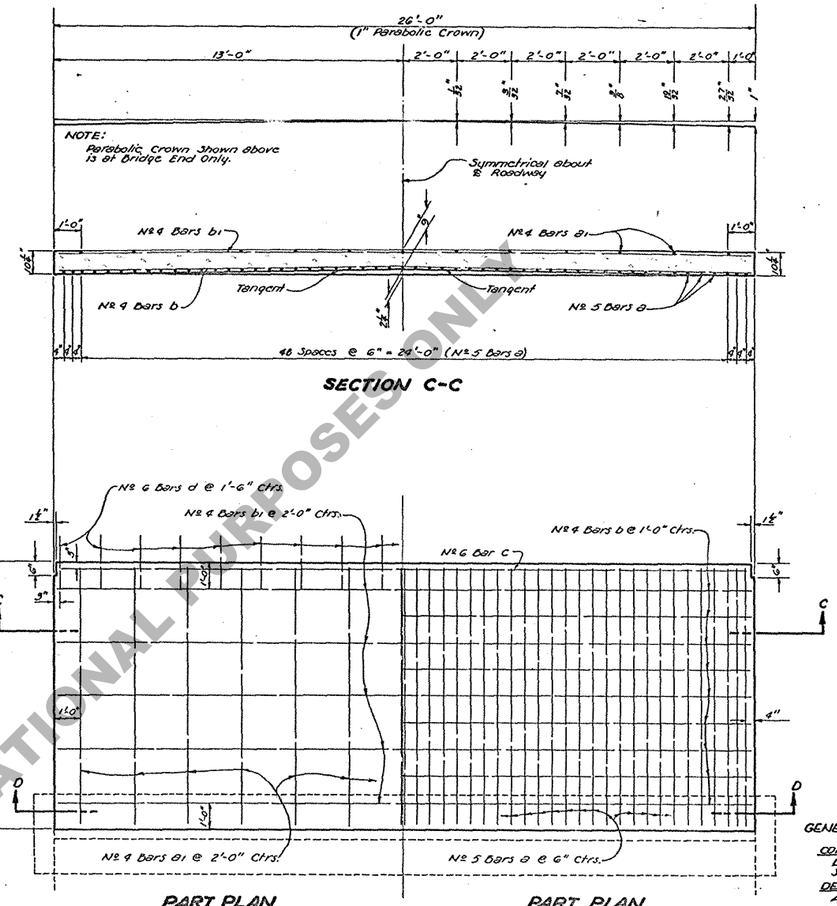

SECTION C-C

PART PLAN
Showing Reinf. Steel in Top of Slab

PART PLAN
Showing Reinf. Steel in Bottom of Slab

18'-0" RDWY. QUANTITIES (FOR ONE SLAB)					
BAR	SIZE	Nº	UNIT LENGTH	TOTAL LENGTH	LOCATION
c	Nº 6	2	17'-5"	34'-10"	Transverse Top & Bot. of Slab @ Br. End
d	Nº 6	12	2'-0"	24'-0"	Dowels @ Br. End
Total Nº 6 Bars = 58'-10" = 88 Pounds					
a	Nº 5	57	10'-3"	379'-3"	Longitudinal - Bot. of Slab
Total Nº 5 Bars = 379'-3" = 396 Pounds					
a1	Nº 4	9	9'-8"	87'-0"	Longitudinal - Top of Slab
b	Nº 4	9	17'-8"	159'-0"	Transverse - Bot. of Slab
b1	Nº 4	5	17'-8"	88'-4"	Transverse - Top of Slab
Total Nº 4 Bars = 334'-4" = 223 Pounds					
TOTAL DEF. REINF. STEEL = 707 POUNDS					
TOTAL CONC. APPR. SLAB = 19.99 SQ. YDS.					
* CLASS "A" CONC. (Block Only) 2.31 CU. YDS.					
▲ APPR. SLAB EXP. JT. FILLER 5.12 CU. FT.					

▲ No direct payment.

26'-0" RDWY. QUANTITIES (FOR ONE SLAB)					
BAR	SIZE	Nº	UNIT LENGTH	TOTAL LENGTH	LOCATION
c	Nº 6	2	25'-5"	50'-10"	Transverse Top & Bot. of Slab @ Br. End
d	Nº 6	18	2'-0"	36'-0"	Dowels @ Br. End
Total Nº 6 Bars = 86'-10" = 130 Pounds					
a	Nº 5	53	10'-3"	543'-3"	Longitudinal - Bot. of Slab
Total Nº 5 Bars = 543'-3" = 567 Pounds					
a1	Nº 4	13	9'-8"	125'-8"	Longitudinal - Top of Slab
b	Nº 4	9	25'-8"	231'-0"	Transverse - Bot. of Slab
b1	Nº 4	5	25'-8"	128'-4"	Transverse - Top of Slab
Total Nº 4 Bars = 485'-0" = 324 Pounds					
TOTAL DEF. REINF. STEEL = 1021 POUNDS					
TOTAL CONC. APPR. SLAB = 28.88 SQ. YDS.					
* CLASS "A" CONC. (Block Only) 3.20 CU. YDS.					
▲ APPR. SLAB EXP. JT. FILLER 7.40 CU. FT.					

▲ No direct payment. * These Additional Quantities to be Used Only When 4" Exp. Joint is Req'd. (When Adjoining Surfacing is Conc. Pavt.)

GENERAL NOTES:

CONSTRUCTION SPECIFICATIONS:
Latest Approved La. Dept. of Highways Standard Specifications.

DESIGN SPECIFICATIONS:
A.A.S.H.O. 1953.

GENERAL SPECIFICATIONS:
Concrete in Approach Slab to be Class "A" (When Adjoining Surfacing is to be Gravel or Bit. Surface Treatment).
Concrete in Approach Slab may be Class "A" or of Mix Used in Adjoining Pavement. (When Adjoining Surfacing is to be Concrete Pavement).
Concrete in Block to be Class "A".
Dimensions Relating to Reinf. Steel are to Bar Centers.
Reinf. Steel Shall be Structural, Intermediate or Hard Grade, A.S.T.M. A-15 or Rail Steel, A.S.T.M. A-16.
½" and 1" Premoulded Expansion Material and Appr. Slab Exp. Jt. Filler to be included in price bid for "Concrete Appr. Slab."

NOTE A:
Mixture for Filler shall be approx. 0.9 gallons of Emulsified Asphalt EA-4 per cubic foot of cotton seed hulls measured loose. One cubic foot of cotton seed hulls measured loose weighs approx. 10.5 lbs. Mixture shall be permitted to age a minimum of 48 hrs. before placing in joint.

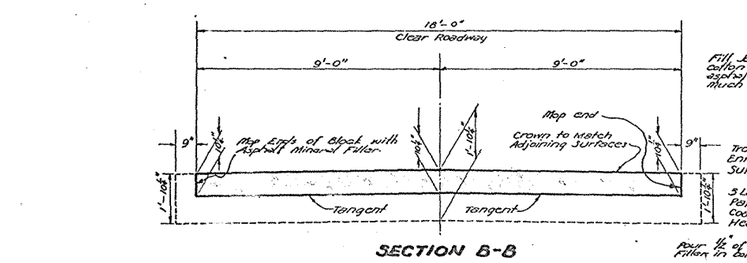

SECTION B-B
Reinf. Steel Not Shown
(Exp. Block Req'd. Only When Adj. Surfacing is Conc. Pavt.)

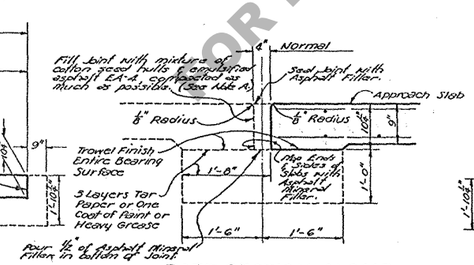

PART SECTION ALONG ℄ ROADWAY
(Exp. Block Req'd. Only When Adjoining Surfacing is Conc. Pavt.)

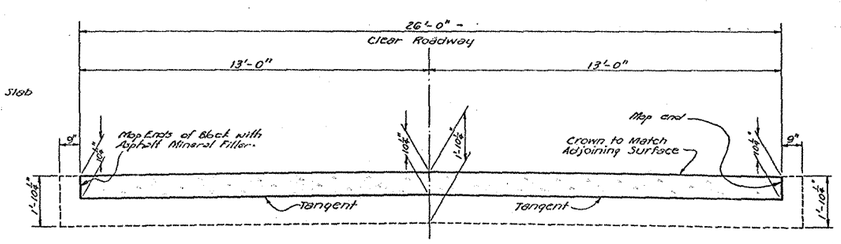

SECTION D-D
Reinf. Steel Not Shown
(Exp. Block Req'd. Only When Adj. Surfacing is Conc. Pavt.)

STANDARD PLAN
10'-0" R.C. APPROACH SLABS
18'-0" & 26'-0" CLEAR ROADWAY
TO BE USED ON TMBR. BRIDGES WITH CONC. DECKS
T-T-102-10 & T-T-106-15

DATED JAN. 13, 1953

DATE	DESCRIPTION	BY
4-27-55	Added Type Exp. Jt.	S.D.
5-3-53	Added 26' Rdwy. Appr. Slab & 4" Exp. Joint Details	J.H.B./E.C.

REVISIONS

STATE OF LOUISIANA
DEPARTMENT OF HIGHWAYS

DESIGNED	DETAILED BROWN-B.	TRACED J. C. Johnson
CHECKED	CHECKED R. GILBERT	CHECKED R. GILBERT

BRIDGE DESIGN SECTION

FOR INFORMATIONAL PURPOSES ONLY