

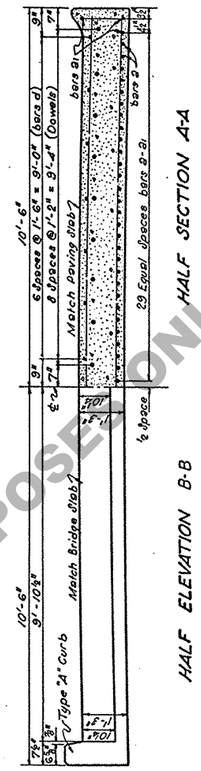

HALF ELEVATION B-B

HALF SECTION A-A

20' SLAB

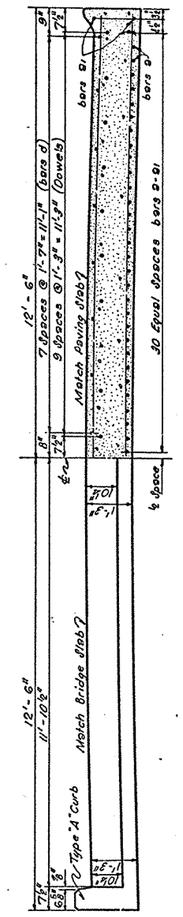

HALF ELEVATION B-B

HALF SECTION A-A

24' SLAB

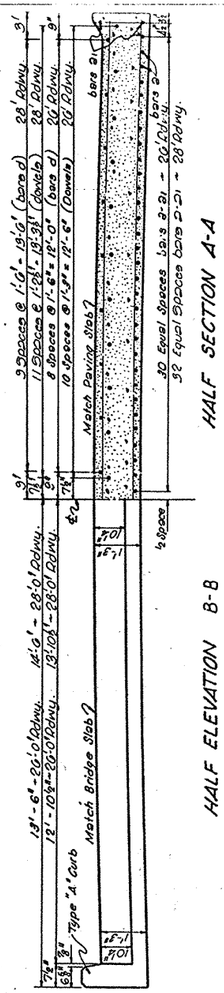

HALF ELEVATION B-B

HALF SECTION A-A

26' AND 28' SLABS

BILL OF REINFORCING STEEL FOR ONE (1) SLAB

SIZE AND MARK	20' Rdway. NO. REQ.	UNIT LENGTH	24' Rdway. NO. REQ.	UNIT LENGTH	26' Rdway. NO. REQ.	UNIT LENGTH	28' Rdway. NO. REQ.	UNIT LENGTH
3/4" Dowels	18	2'-0"	20	2'-0"	22	2'-0"	24	2'-0"
5/8" bars a	58	29'-1"	60	29'-1"	60	29'-1"	68	29'-1"
5/8" bars a1	6	28'-9"	6	28'-9"	6	28'-9"	6	28'-9"
1/2" bars b	19	20'-9"	19	24'-9"	19	26'-9"	19	28'-9"
1/2" bars b1	1	19'-6"	1	23'-6"	1	25'-6"	1	27'-6"
1/2" bars C	15	20'-9"	15	24'-9"	15	26'-9"	15	28'-9"
1/2" bars C1	1	19'-6"	1	23'-6"	1	25'-6"	1	27'-6"
1/2" bars d	14	29'-7"	16	29'-7"	18	29'-7"	20	29'-7"

QUANTITIES FOR ONE (1) SLAB

ITEM	20' Rdway.	24' Rdway.	26' Rdway.	28' Rdway.
Class "A" Concrete - Cu. Yds.	28.85*	34.35*	37.10*	39.86
Deformed Rein. Steel - Lbs.	2925**	3158**	3269**	3502
3/4" Dowels (Smooth) Lbs.	54	60	66	72
Mud Pump Connections Lbs.	59	59	59	59

* Does not include Conc. in Curbs. Add corrections for Curbs as shown in Table at Right.

** Does not include Mud Pump Connections nor Dowel Bars. The 8 Sections of Standard Gas Pipe and the Dowel Bars shall be classed and paid for as Reinforcing Steel, when seperate Items for these Quantities are not included.

CORRECTIONS FOR CURBS

TRANSITION	CU. YDS.
From Type "A" to Type "A"	.64
" " "A" " " "B"	.69
" " "A" " " "C"	.52
" " "A" " " "D"	.46

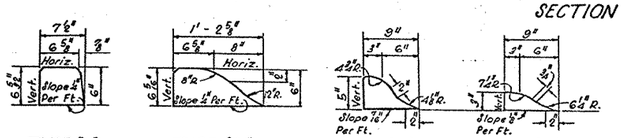

VARIOUS CURB SECTIONS

-GENERAL NOTES-

Louisiana Highway Commission Specifications shall govern.
Concrete shall be Class "A".
All Reinforcing Steel shall be deformed bars, except the 3/4" Dowels which shall be Round and Smooth.
The entire length of the Dowel bars shall be dipped in heavy oil or painted with grease prior to placing.
No direct payment will be made for the expansion tubes; Cost of same shall be included in the unit bid price for deformed Steel.

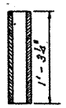

2½" STANDARD GAS PIPE MUD PUMP CONNECTIONS 8 Required Weight of 8 = 59 Lbs.

Void 12-21-65

STANDARD PLAN

30' R.C. APPROACH SLABS WITH CURBS FOR STEEL AND CONCRETE BRIDGES WITH 20', 24', 26' AND 28' ROADWAYS

LOUISIANA HIGHWAY COMMISSION
BATON ROUGE, LA. June 1940

DATE	DESCRIPTION	BY
1-28-61	Add 28' Rdway.	R.L.W.

REVISIONS

DESIGNED I.R.B. DETAILED I.R.B. TRACED C. Bennett
CHECKED Huey CHECKED Huey CHECKED Huey
IN CHARGE OF Charles A. Hughes HEAD BRIDGE DESIGNER.

C-M-25-C

FOR INFORMATIONAL PURPOSES ONLY