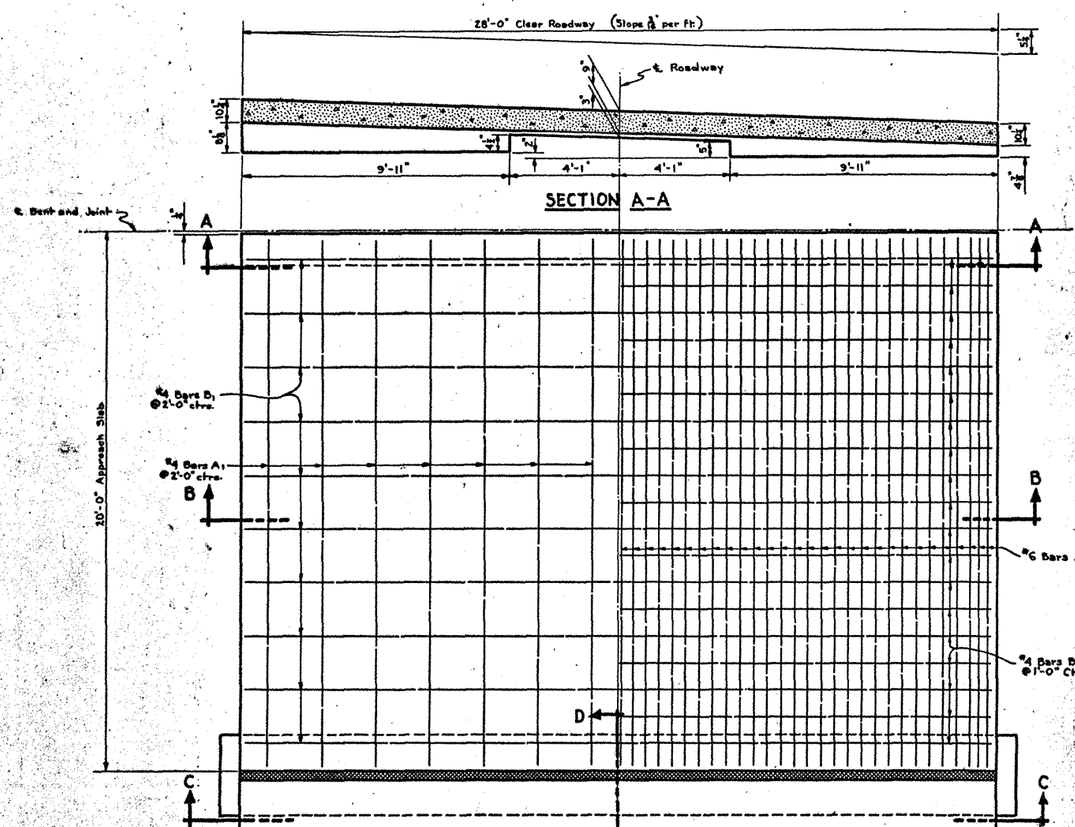

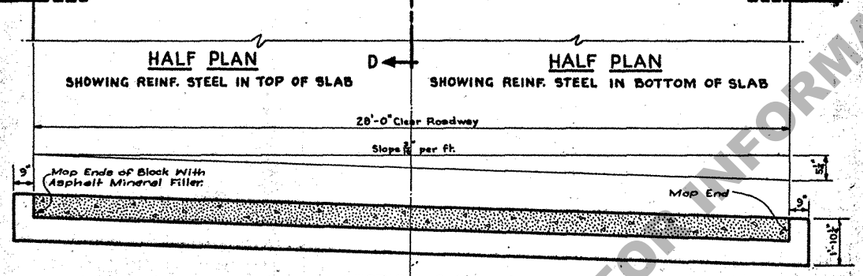

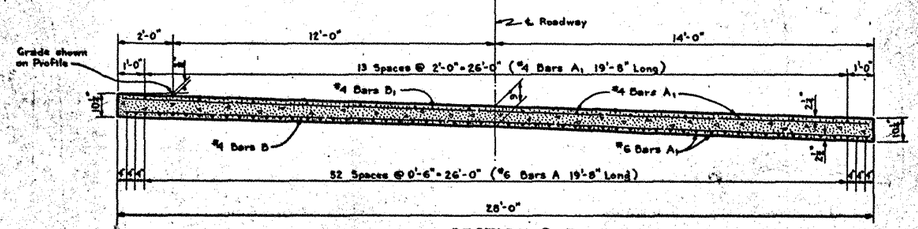

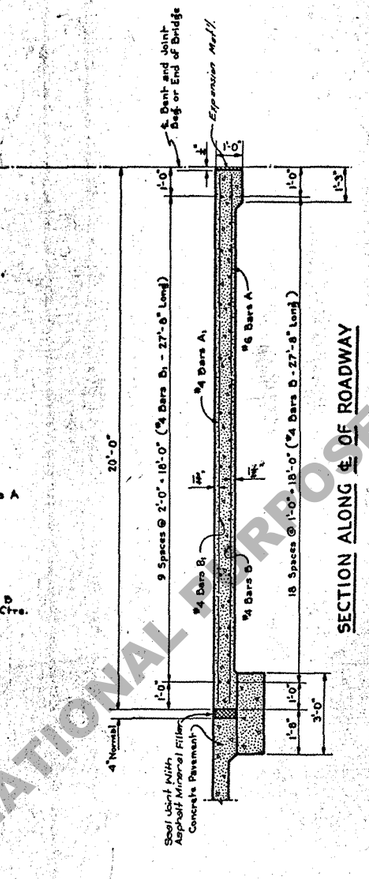

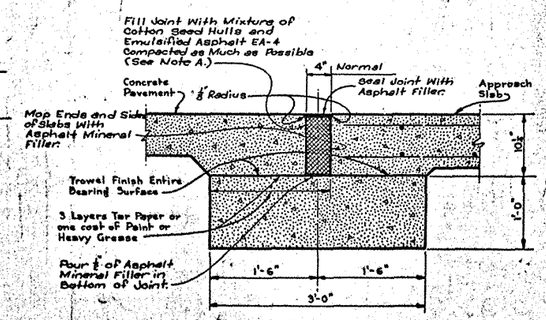

BILL OF MATERIALS (ONE SLAB)

BAR	SIZE	NO.	UNIT LENGTH	TOTAL LGTH.	LOCATION
A	#6	57	19'-8"	1121'-0"	Bottom of Slab
Total #6 Bars = 1121'-0" = 1684 Lbs.					
A_1	#4	14	19'-8"	275'-4"	Top of Slab
B	#4	19	27'-8"	525'-8"	Bottom of Slab
B_1	#4	10	27'-8"	276'-8"	Top of Slab
Total #4 Bars = 1077'-8" = 720 Lbs.					
CLASS "A" CONCRETE = 3.41 Cu. Yds.					
TOTAL DEF. REINF. STEEL = 2404 Lbs.					
CONCRETE APPROACH SLAB = 62.16 Sq. Yds.					
*APPR. SLAB EXP. JT. FILLER = 7.97 Cu. Ft.					

*No Direct Payment.

GENERAL NOTES:

Construction Specifications: Latest Approved Louisiana Department of Highways Standard Specifications.
Design Specifications: A.A.S.H.O. 1953.
Dimensions Relating to Reinforcing Steel are to Bar Centers.
Reinforcement Bars shall be Structural, Intermediate or Hard Grade, A.S.T.M. A15 or Rail Steel A.S.T.M. A16.
Conc. for approach slab may be class "A" conc. or type of mix used in adjoining pavement.
1/2" and 1" Premoulded Expansion Material and Appr. Slab Exp. Jt. Filler to be Included in Price Bid for "Concrete Appr. Slab."

NOTE A:

Mixture for Filler shall be Approx. 0.8 Gallons of Emulsified Asphalt EA-4 Per Cubic Foot of Cotton Seed Hulls Measured Loose.
One Cubic Foot of Cotton Seed Hulls Measured Loose Weighs Approx. 10.5 Lbs.
Mixture Shall be Permitted to Age a Minimum of 48 Hr. before placing in Joint.

DISCARD
Redetailed & Retraced
9/19/56
RDG

FOR INFORMATIONAL PURPOSES ONLY

STANDARD PLAN
20'-0" REINF. CONC. APPROACH SLAB
28'-0" ROADWAY SLOPE 3/16" PER FOOT
TO BE USED WITH STD. PLAN C-F-S-10A-20
DATED September 1951

DATE	DESCRIPTION	BY
4-20-55	New Type Exp. Jt.	S.B./S.R.
5-28-58	TYPE OF CONC.	CFA/GA

REVISIONS

STATE OF LOUISIANA
DEPARTMENT OF HIGHWAYS
DESIGNED | DETAILED V. Breaux | TRACED Gish
CHECKED | CHECKED Mason | CHECKED Mason
BRIDGE DESIGN SECTION

C-M-140