Specifications: Louisiana Highway Commission.
Live Load - H-15. Dead Load; Calculated wt. of conc. 150#/C.F.S.
Conc. to be Class "A-A". All dimensions to reinforcing Steel are to bar centers. Bar splices are allowed only where shown. All exposed corners to have 2"x2" chamfer unless noted. Slabs, curbs, and beam stems, to be poured in one continuous operations. Structural Steel, Bridge and C.I. Plates to be paid for as Structural Steel. Elastic expansion material and cast Iron Drains to be included in price bid for conc.
All exposed surfaces except Rdwy. Slab to have a "Rubbed Finish".

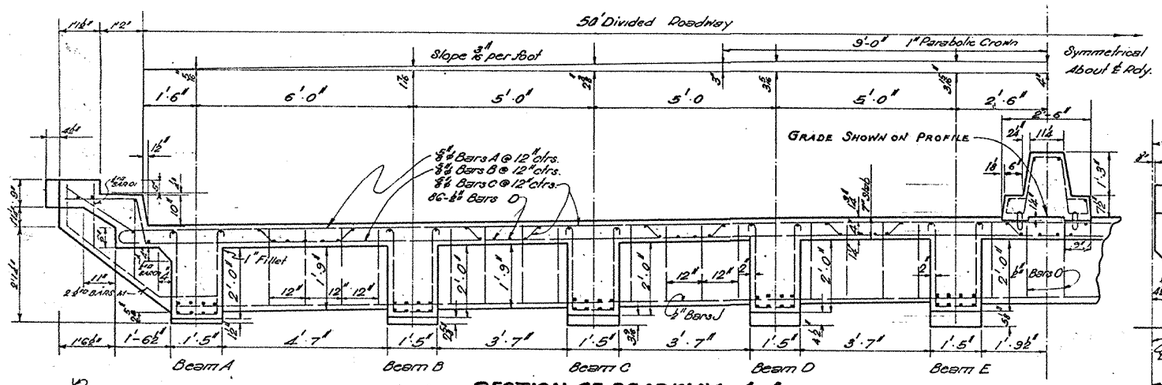

SECTION OF ROADWAY A-A

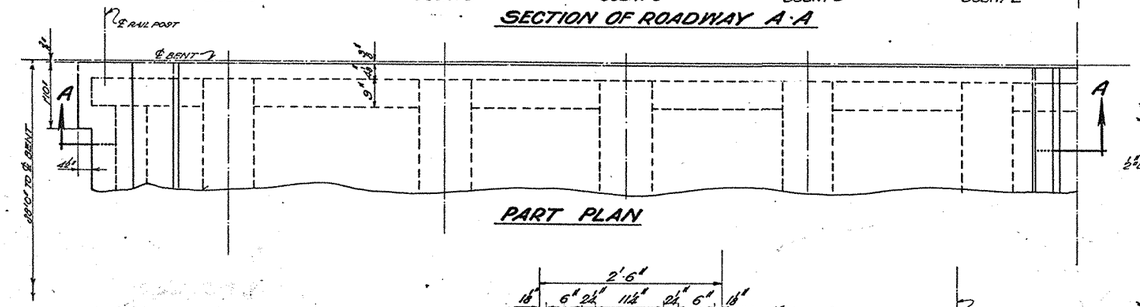

PART PLAN

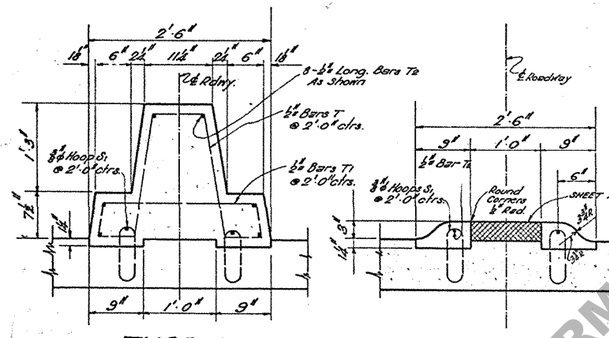

TYPE A
HIGH TYPE DIVIDING CURB

TYPE B
LOW TYPE DIVIDING CURB

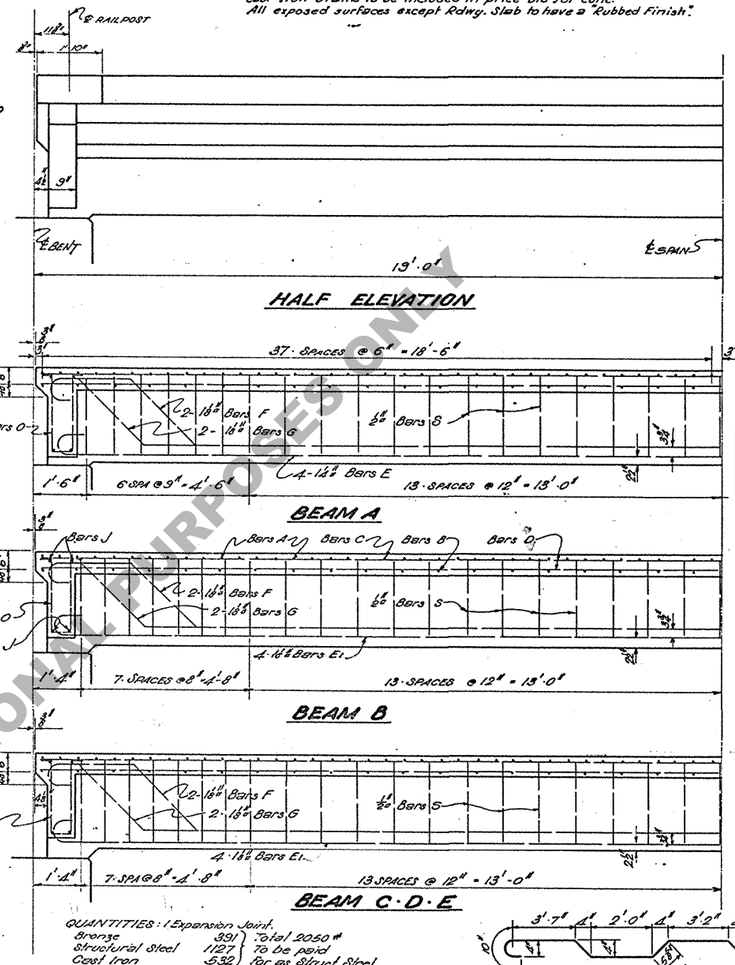

QUANTITIES: 1 Expansion Joint.

Bronze	391	Total 2050#
Structural Steel	1127	To be paid
Cast Iron	532	for as Struct. Steel

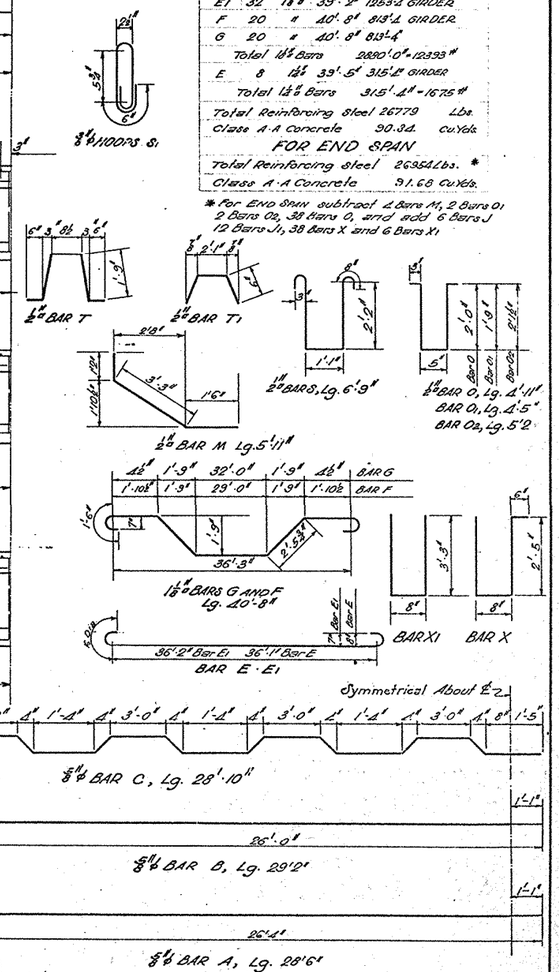

BILL OF MATERIALS					
BAR	NO.	SIZE	UNIT LENGTH	TOTAL LENGTH	LOCATION
D	86	1/2"	37'-8"	3238'-4"	SLAB
J	16	"	25'-0"	400'-0	CURTAIN WALL
M	8	"	5'-11"	47'-4"	BRACKET
O	76	"	4'-11"	373'-8"	CURTAIN WALL
O1	4	"	4'-5"	17'-8"	BRACKET
O2	4	"	5'-2"	20'-8"	BRACKET
S	406	"	6'-9"	2740'-6"	GIRDERS
Total 1/2" Bars				6838'-2"	= 5813#
A	76	5/8"	28'-6"	2166'-4"	SLAB
B	76	"	29'-2"	2216'-8"	SLAB
C	76	"	28'-10"	2194'-4"	SLAB
K	20	"	2'-0"	40'-0"	BM. TO BENT
Total 5/8" Bars				6614'-0"	= 6898#
E1	32	1 5/8"	39'-2"	1253'-4"	GIRDER
F	20	"	40'-8"	813'-4"	GIRDER
G	20	"	40'-8"	813'-4"	
Total 1 5/8" Bars				2880'-0"	= 12393#
E	8	1 1/2"	39'-5"	315'-4"	GIRDER
Total 1 1/2" Bars				315'-4"	= 1675#
Total Reinforcing Steel				26779	Lbs.
Class A-A Concrete				90.34	Cu Yds.
FOR END SPAN					
Total Reinforcing Steel				26954	Lbs. *
Class A-A Concrete				91.66	Cu Yds.

* For END SPAN subtract 4 Bars M, 2 Bars O1, 2 Bars O2, 38 Bars O, and add 6 Bars J, 12 Bars J1, 38 Bars X and 6 Bars X1.

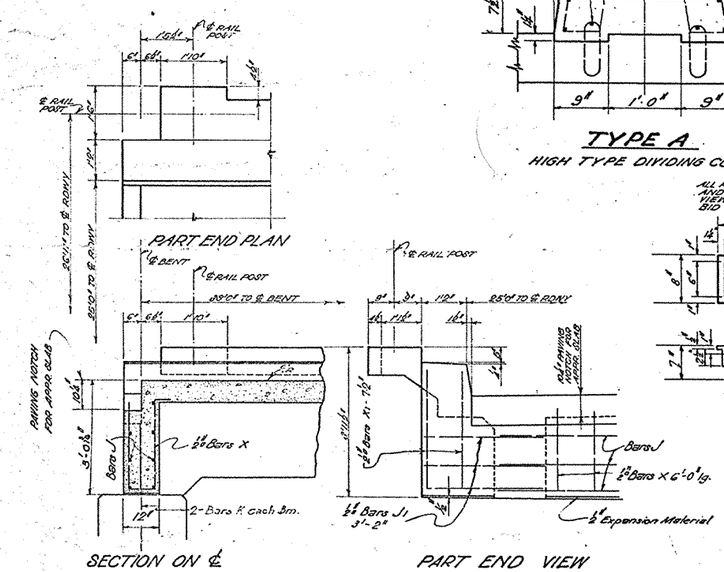

DETAIL OF END SPAN

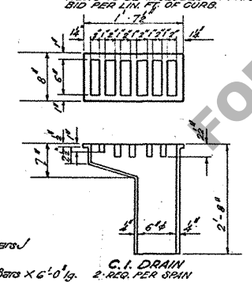

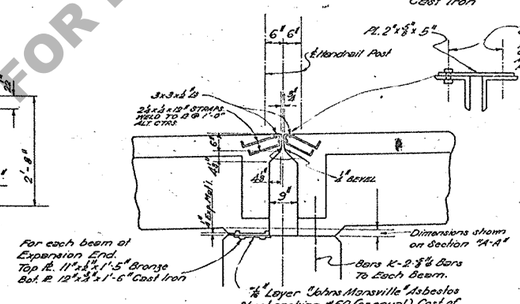

EXPANSION JOINT DETAILS
SECTION ON ℄

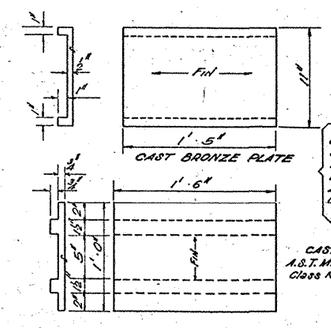

	Cu	Si	Pb	P	Zn	Other Impurities Max.
	78.5 % To 81.5 %	3.0 " 11.0	3.0 " 11.0	.05 " .25	Max .75	.25

CAST IRON
A.S.T.M. Designation A-48-36
Class No 40 Minimum

DATE	DESCRIPTION	BY
8-25-41	Cast Iron Note	T.A.B.
8-16-38	QUANT. CURB	

REVISIONS

STANDARD PLAN

R.C. DECK GIRDER 38' SPAN
50'-0" DIVIDED ROADWAY
TO BE USED WITH STD. PLAN CS-162-15 & CS-163-15

LOUISIANA HIGHWAY COMMISSION
BATON ROUGE, LA. JUNE 1939

DESIGNED | DETAILED | TRACED
CHECKED | CHECKED | CHECKED
IN CHARGE OF — BRIDGE DESIGNING ENGINEER

C.G. 59-15

FOR INFORMATIONAL PURPOSES ONLY