STATE PROJECT	OFFICIAL ROUTE	PARISH	YEAR	SHEET NO.	TOTAL SHEETS

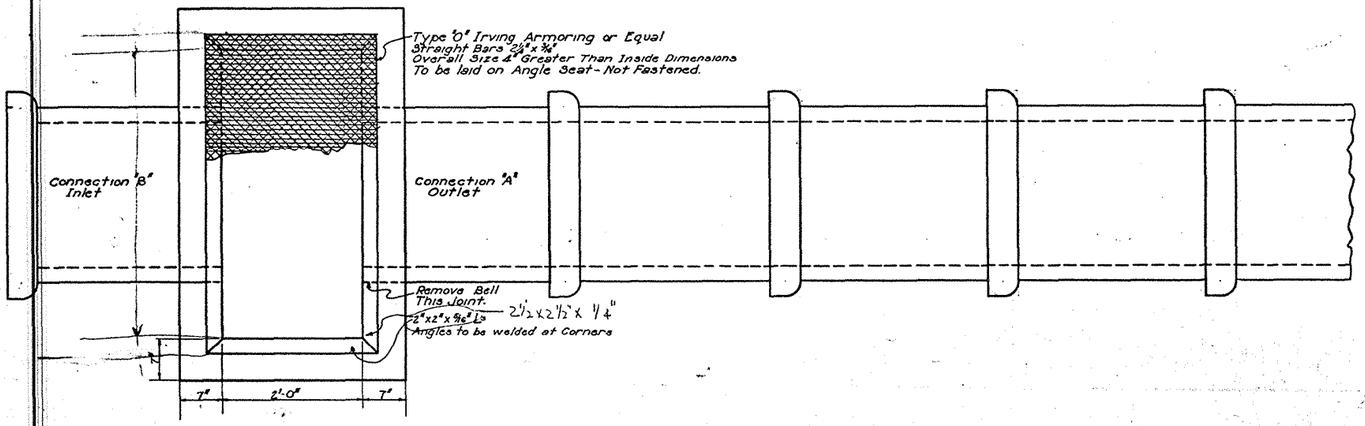

PLANS

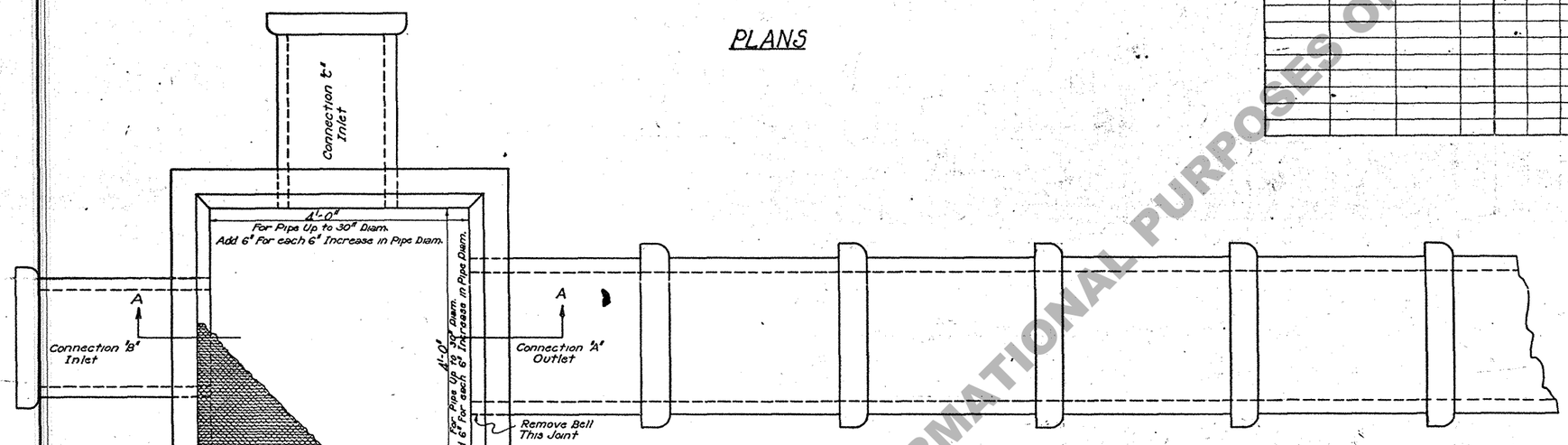

SCHEDULE OF TYPE "B" CATCH BASINS AND PIPE CONNECTIONS

STATION	POSITION AS TO ℄	INSIDE DIMENSIONS OF BASIN	ELEV. TOP OF BASIN	Concrete Pipe Connections "A" Size	"A" Length	"A" F.L.	"B" Size	"B" Length	"B" F.L.	"C" Size	"C" Length	"C" F.L.	"D" Size	"D" Length	"D" F.L.	REMARKS

FOR INFORMATIONAL PURPOSES ONLY

GENERAL NOTES

La State Highway Comm. Specifications 1929 to Govern.

This Detail Covers Catch Basins Taking Pipes Up to 30" Diam. Increase Inside Dimensions of Catch Basin 6" For Every 6" Increase in Pipe Diam. Over 30"

Price Bid per Catch Basin to Include the Cost of all Materials and Labor for Complete Construction According to this Plan.

Resident Engineer to Locate Flow Lines, Grades, Etc. when these Elevations Are Not Shown.

All Pipe Connections Will Be Laid with Bell or Hub End on the Up-grade.

If Bell and Spigot Pipe Is Used - the Bell or Hub Must Be Removed When Bell or Hub End Enters Catch Basin.

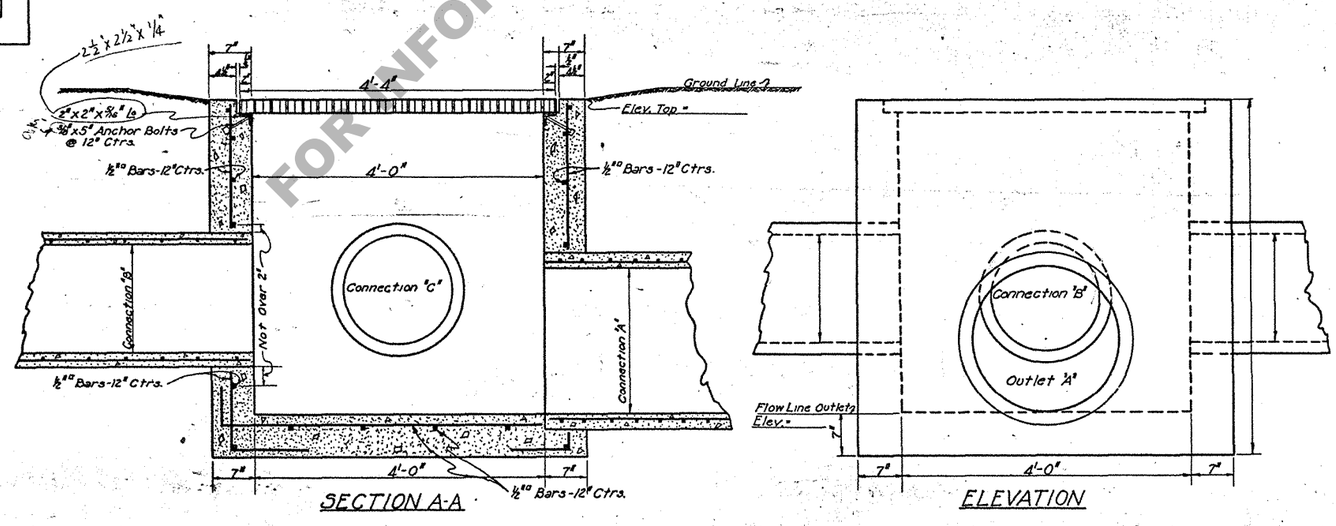

SECTION A-A

ELEVATION

STANDARD PLAN
REINFORCED CONCRETE CATCH BASINS
OPEN GRATE TOP
LOUISIANA HIGHWAY COMMISSION

BATON ROUGE, LA.

SCALE = 1" = 1'

MARCH 1931

B-2-281-B