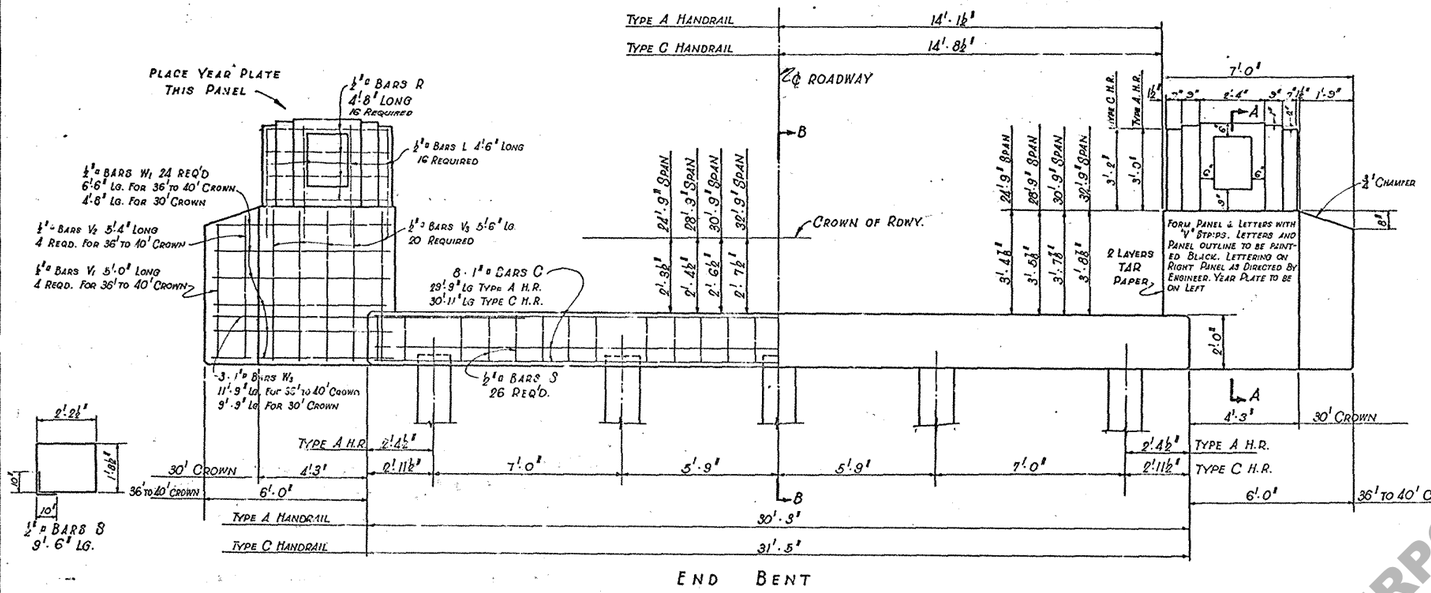

END BENT

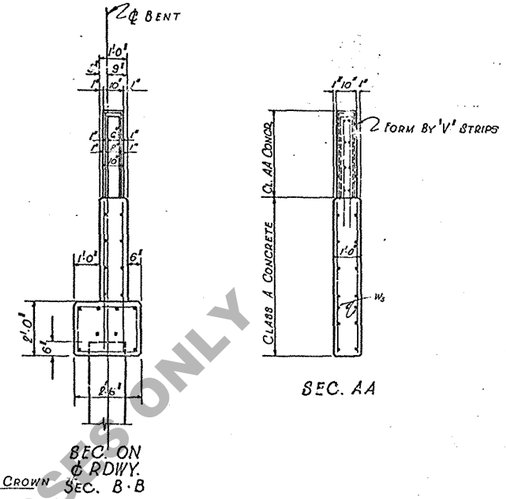

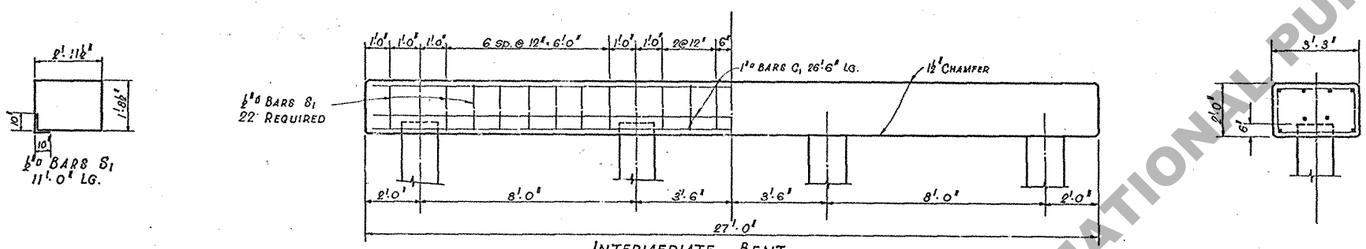

INTERMEDIATE BENT

ESTIMATED QUANTITIES FOR ONE BENT ~ TYPE "A" HANDRAIL						
Total Span Ft.	End Bent 36' to 40' Crown			Intermediate Bent		Pile Loading
	Cl. AA Conc. Cu. Yds.	Cl. A Conc. Cu. Yds.	R. Steel Pounds	Cl. A Conc. Cu. Yds.	R. Steel Pounds	Load Per Pile
24'-9"	0.83	8.09	1645	6.37	927	22.5
28'-9"	0.83	8.13	1645	6.37	927	25.0
30'-9"	0.83	8.22	1645	6.37	927	26.5
32'-9"	0.83	8.26	1645	6.37	927	28.0

Quantities to be added to end bent for use with type "C" handrail.

Class A Concrete	0.22 Cu. Yds.
Reinforcing Steel	32 Pounds
Class AA Concrete	0.05 Cu. Yds.

Quantities to be deducted from one end bent for use with 30'-0" Crown.

24'-9" Span	0.66 Cu. Yds.
28'-9" Span	0.67 Cu. Yds.
30'-9" Span	0.69 Cu. Yds.
32'-9" Span	0.70 Cu. Yds.

Reinf. Steel All Spans 113 lbs.

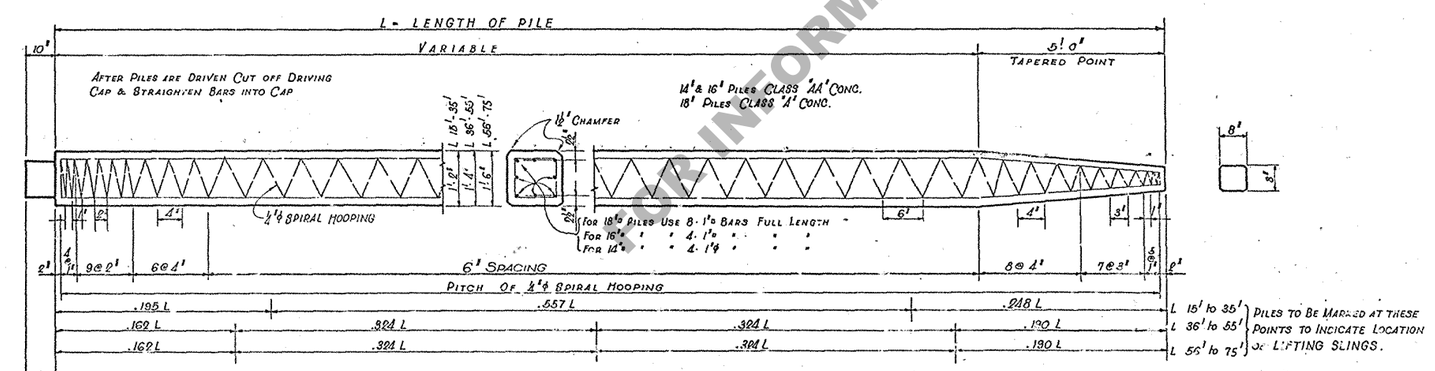

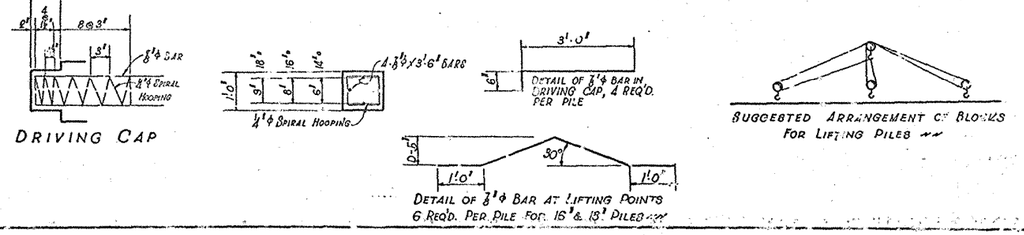

Approximate Quantities for Piles ~~						
Pile Lengths	Driving Cap Totals		Variable Depth Per Lin. Ft.		Tapered Pt. Totals	
	Conc. Cu. Yds.	Rein. Steel Pounds	Conc. Cu. Yds.	Rein. Steel Pounds	Conc. Cu. Yds.	Rein. Steel Pounds
15' - 35'	.031	36	.051	10	.170	60
36' - 55'	.031	38	.070	15	.204	166 *
56' - 75'	.031	39	.083	29	.250	236 *

* Includes ⅞"ø bars at lifting points.

GENERAL NOTES:
Louisiana Highway Commission Specifications
Concrete to be Class A in Cap & Riser.
Handrail to be Class AA Concrete.
All Reinforcing Dimensions are to Bar Centers.
No Direct Payment Shall be made for Reinforcing in Piling, Cost of same to be Included in Price Bid Per Lin. Ft. of Piling. 1½" Chamfer Except on Wing Walls & Handrails. All Exposed Surfaces to Have "Rubbed" Finish
14" Piles Used For Computing Concrete Quantities.

Void 12-20-65

Use With Std. Pl. C.G.35

STANDARD PLAN
Reinf. Concrete Pile Bents for 24'-0" Roadway ~~
30 to 40' Crown 3:1 Side Slopes

LOUISIANA HIGHWAY COMMISSION
Baton Rouge, La. Jan. 1936

Date	Description	By
1-9-36	Non-Cell Front, End Bent-Title	M.D.H.

Revisions

Designed Walter Traced Walter
Checked R. Palmer Checked R. Palmer
In Charge of Charles E. Miller Bridge Designing Engineer

FOR INFORMATIONAL PURPOSES ONLY