	STATE PROJECT	PARISH	SHEET NO.

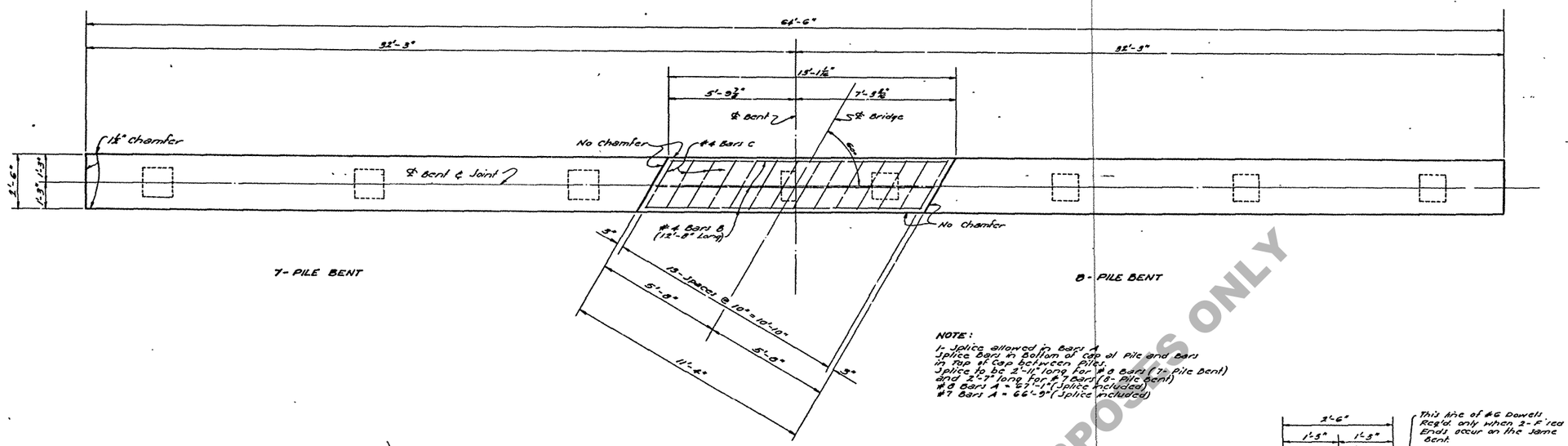

NOTE:
1- Splice allowed in Bars A.
Splice Bars in Bottom of Cap at Pile and Bars in Top of Cap between Piles.
Splice to be 2'-11" long for #8 Bars (7-Pile Bent) and 2'-7" long for #7 Bars (8-Pile Bent)
#8 Bars A = 67'-1" (Splice Included)
#7 Bars A = 66'-9" (Splice Included)

PLAN OF INTERMEDIATE BENT
(SHOWING KEY REINFORCEMENT)

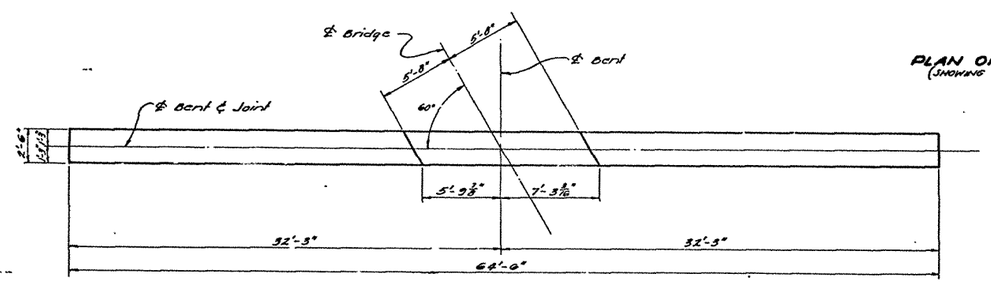

60° LT. CROSSING

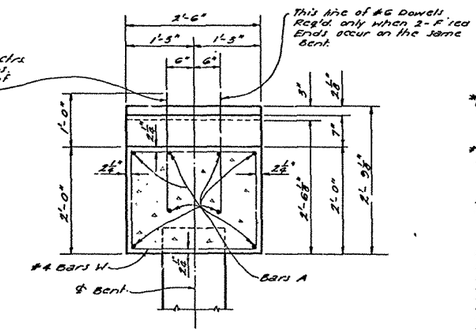

SECTION D-D

TYPE OF END BENT REQUIRED			
END BENT	GROUND TO GRADE (FT)	SUBSOIL	BATTERED PILES
TYPE 1	0-5	POOR	0
	0-8	GOOD	
TYPE 2	5+	POOR	5
	8+	GOOD	

QUANTITIES & PILE LOADS				
ITEM / TYPE	SIZE OF BARS A, A1 & A2	*CLASS "A" CONCRETE CU. YDS.	DEFORMED REINF. STEEL (LBS.)	AVERAGE PILE LOAD (TONS)
7-PILE END BENT *				
TYPE-1	#8	17.23	2395	28.7
TYPE-2	#8	18.68	2961	28.7
8-PILE END BENT *				
TYPE-1	#7	17.25	2032	25.1
TYPE-2	#7	18.73	2598	25.1
INTERMEDIATE BENTS				
7-PILE	8	13.74	1989 *	28.7
8-PILE	7	13.77	1691 *	25.1

*Quantities computed assuming 18"ø R.C. Piles for a 7-Pile Bent and 14"ø R.C. Piles for an 8 Pile Bent

*To provide for future extension of Bridge, end Bents are designed for same loads as intermediate Bents.

Add 139 lbs. of reinforcing steel (41-#6 Dowels Z) when 2-fixed ends occur on an intermediate Bent.

GENERAL NOTES:
CONSTRUCTION SPECIFICATIONS: Latest approved La. Dept. of Highways Standard Specifications.
DESIGN SPECIFICATIONS: A.A.S.H.O. Standard Specifications for Highway Bridges, 1957, as amended to Dec. 31, 1959.
LIVE LOAD: H20-16-44 (Modified)
Reinforcement bars shall be intermediate or Hard Grade, A.S.T.M. A15, or Rail Steel, A.S.T.M. A16 conforming with A.S.T.M. A305.
Dimensions relating to reinforcing steel are to bar centers.
Exposed corners to be chamfered ¾" unless otherwise noted.
All Concrete to be class "A".
For details of concrete piles, see Std. Plans as shown on General Plan.
All Exposed Ends of #6 Dowels "Z" to be wrapped with 2 layers of #5# tar paper. Close fitting tubes made of compatible material not less than ⅛" thick may be substituted.
Concrete and steel in sidewalk curb flare and handrail flare are included in bent cap quantities and are to be paid for as part of the bent.
Tar paper wrapping to be included in price bid for Class "A" concrete.
Maximum pile loads unless otherwise instructed by the Bridge Design Section:
14"ø R.C. Piles = 28 Tons per Pile.
18"ø R.C. Piles = 32 Tons per Pile.

On End Bents, All Exposed Vertical Surfaces and Chamfers on Cap to have Class 2 Rubbed Finish.
All Exposed Surfaces on Wingwall, Beyond the limits of the Edge of Bridge Slab to have a Class 2 Rubbed Finish.
On Intermediate Bents, All vertical surfaces and Chamfers above the Low Water or Ground Line to have a Class 2 Rubbed Finish.
R — Denotes Class 2 Rubbed Finish not otherwise shown.

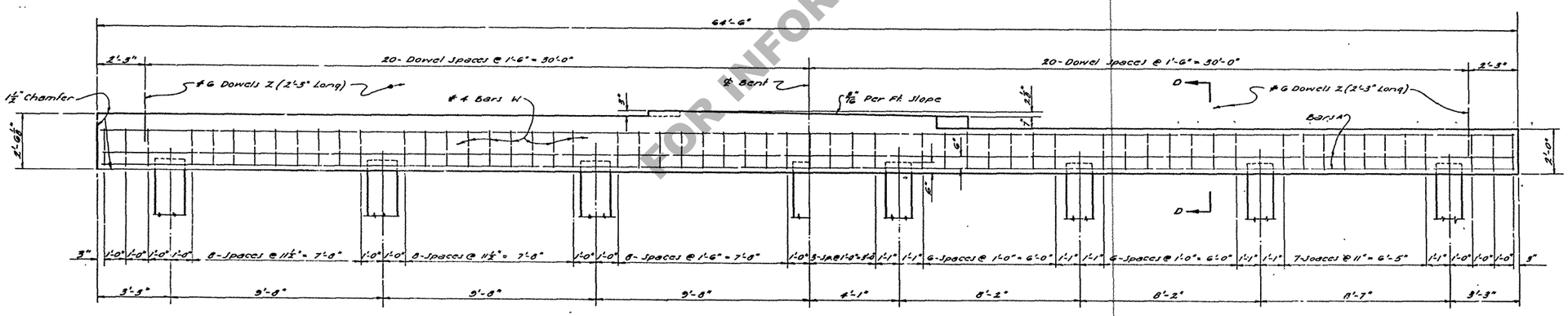

7-PILE BENT

ELEVATION OF INTERMEDIATE BENT

8-PILE BENT

BRIDGES UNDER 150 FT.

STANDARD PLAN
PRECAST CONCRETE PILE BENTS
FOR 20' CONCRETE SLAB SPANS
LIVE LOAD H20-S16-44 MODIFIED
52'-0" ROADWAY 1'-6" SIDEWALKS
DATED Aug. 11, 1960

STATE OF LOUISIANA
DEPARTMENT OF HIGHWAYS

DATE	DESCRIPTION	BY
1-31-61	RUBBING NOTES	
10-31-60	DIMENSIONS	

REVISIONS

DESIGNED M. Sayer | DETAILED M. Sayer | TRACED A. Chelingas
CHECKED H. Cohen | CHECKED H. Cohen | CHECKED H. Cohen

BRIDGE DESIGN SECTION

SHEET 2 OF 2

FOR INFORMATIONAL PURPOSES ONLY