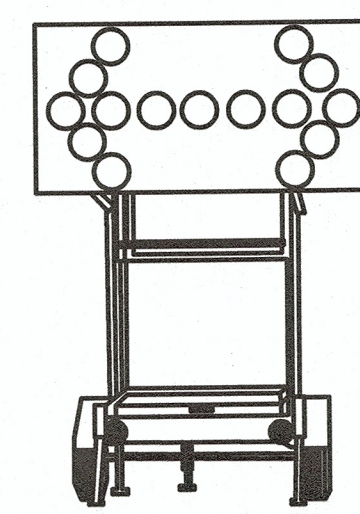
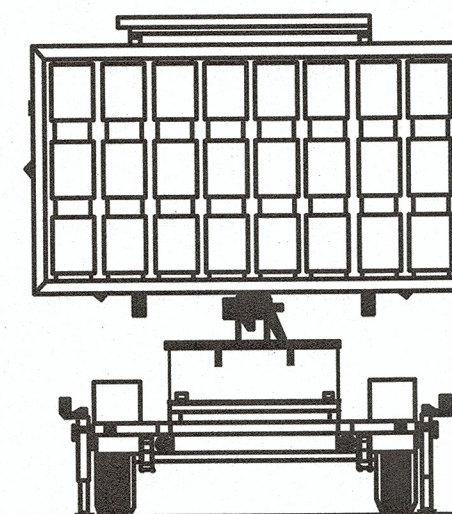




- All temporary traffic control (TTC) devices used shall be in accordance with the Louisiana Standard Specifications for Roads and Bridges, the MUTCD, and shall meet the NCHRP Report 350 or MASH requirements for Test Level 3 devices where applicable.
- Materials used for TTC shall be in accordance with the Louisiana Standard Specifications for Roads and Bridges and, when applicable, the LADOTD AML.
- Placement of TTC devices shall not commence without the approval of the Engineer and until work is about to begin, unless they are covered.
- No lane closures, lane shifts, diversions or detours shall occur without the approval of the Engineer.
- Responsibility is hereby placed upon the contractor for the installation, maintenance and operation of all TTC devices called for in these plans or required by the Engineer for the protection of the traveling public as well as all LADOTD and construction personnel.
- The contractor shall also be responsible for the maintenance of all permanent signs, pavement markings, and traffic signals left in place as essential to the safe movement and guidance of traffic within the project limits unless noted in the plans.
- The DTOE shall serve as a technical advisor to the Engineer for all traffic control matters.
- The Chief Construction Engineer or his appointed designee shall approve all signs and situations not addressed in the plans based on the recommendations of the Project Engineer and the DTOE. All changes shall be noted in all project traffic control diaries.
- The Chief Construction Engineer or his appointed designee shall approve all design speeds of diversions or shifts, if it differs from design plans, based on the recommendations of the Project Engineer and the DTOE.
- All temporary traffic control plans shall comply with the Transportation Management Plan.
- Any additional signs shown in the MUTCD and required by the Engineer shall be installed under Item 713-01-00100.
- Neither work activity nor storage of equipment, vehicles, TMAs, or materials shall occur within the buffer space.
- When a work area has been established on one side of the roadway only, there shall be no conflicting operations or parking on the opposite shoulder within 500 feet of the work area.
- A lighting plan shall be submitted to the Engineer 30 days prior to night work for approval. (See section 105.20 of the Louisiana Standard Specifications for Roads and Bridges.)
- Parking of vehicles or unattended equipment or storage of materials, within the clear zone shall not be permitted unless protected by guardrail or barriers. If the clear zone is not defined on the plan sheets, the Engineer shall verify.
- Immediately upon removal of existing guardrail, the contractor shall install and maintain an NCHRP Report 350 or MASH approved device to protect the blunt end of the bridge or column until new guardrail is installed. After removal of the existing guardrail, new guardrail should be installed within seven (7) days. On non-NHS routes with shoulders less than 8 feet wide: If an NCHRP 350 Report Test Level 3 or MASH device is required but the field conditions of the roadway cannot support a Test Level 3 device, then a Test Level 2 device can be substituted in its place upon approval by the Engineer. If utilized, a TMA is allowed for a maximum of 72 hours.
- All costs associated with crash devices are to be included in Item 713-01-00100.
- Sight distance should be considered when placing traffic control devices.
- On all mainline Interstates, a minimum of 1.5 feet of paved shoulder on the left and right side shall be maintained at all times.

- PCMS shall be used on all Interstate Highways. PCMS shall be used on all other roadways (where space is available) with an ADT greater than 20,000.
- When used in advance of a lane closure or a lane shift, the PCMS should be placed on the right hand side of the road a minimum distance of 2 miles in advance of the taper for interstates and to be determined by the Engineer on other highways.
- For interstates and multi-lane highways, if vehicles are queuing beyond the 2 mile PCMS, an additional PCMS should be placed on the right hand side of the road approximately 5 miles in advance of the taper or at the end of the queue, whichever is greater.
- PCMS messages shall be approved by the DTOE. Messages shall be no more than 3 lines and 2 screens.
- Messages shall display only traffic operational, regulatory, warning, and guidance information. PCMS messages shall not display advertising or safety messages. Messages should only convey information concerning the problem/situation, location, and recommended driver action.
- PCMS should be placed as far from the traveled lane as possible. They shall be shielded by guardrail or barriers. If this is not possible they shall be delineated with a min. 3 drum taper spaced at 20ft with a 4th drum alongside the PCMS.
- If the PCMS encroaches on the improved shoulder then the contractor shall install a shoulder closure.
- When the PCMS is not displaying a work zone appropriate message pertaining to the ongoing construction project it shall be shielded by guard rail or barriers, or removed from the clear zone.



AASHTO	American Association of State Highway and Transportation Officials
ADT	Average Daily Traffic
AGC	Associated General Contractors of America
AML	Approved Materials List
ANSI	American National Standards Institute
ATSSA.....	American Traffic Safety Services Association
B.O.P.	Beginning of Project
DTOE	District Traffic Operations Engineer
E.O.P.	End of Project
LADOTD	Louisiana Department of Transportation and Development
MASH	AASHTO Manual for Assessing Safety Hardware
MUTCD.....	Manual on Uniform Traffic Control Devices
NCHRP.....	National Cooperative Highway Research Program
NHS	National Highway System
PCMS	Portable Changeable Message Sign
TMA	Truck Mounted Attenuator
TMC	Traffic Management Center
TTC	Temporary Traffic Control
TTC Standards ..	Temporary Traffic Control Standard Plans

	TEMPORARY TRAFFIC CONTROL GENERAL NOTES SHEET		TTC-00 (A)	
			APPROVED BY CHIEF ENGINEER: <i>Michael P. Healy</i>	
NO. _____		DATE _____	REVISION OR CHANGE ORDER DESCRIPTION _____	
DESIGNED G. LEBLANC CHECKED J. COLVIN		DETAILED C. FAKOURI CHECKED G. LEBLANC		CONTROL SECTION _____
PARISH _____		STATE _____		PROJECT _____
SHEET NUMBER _____		DATE: <i>7/2/18</i>		