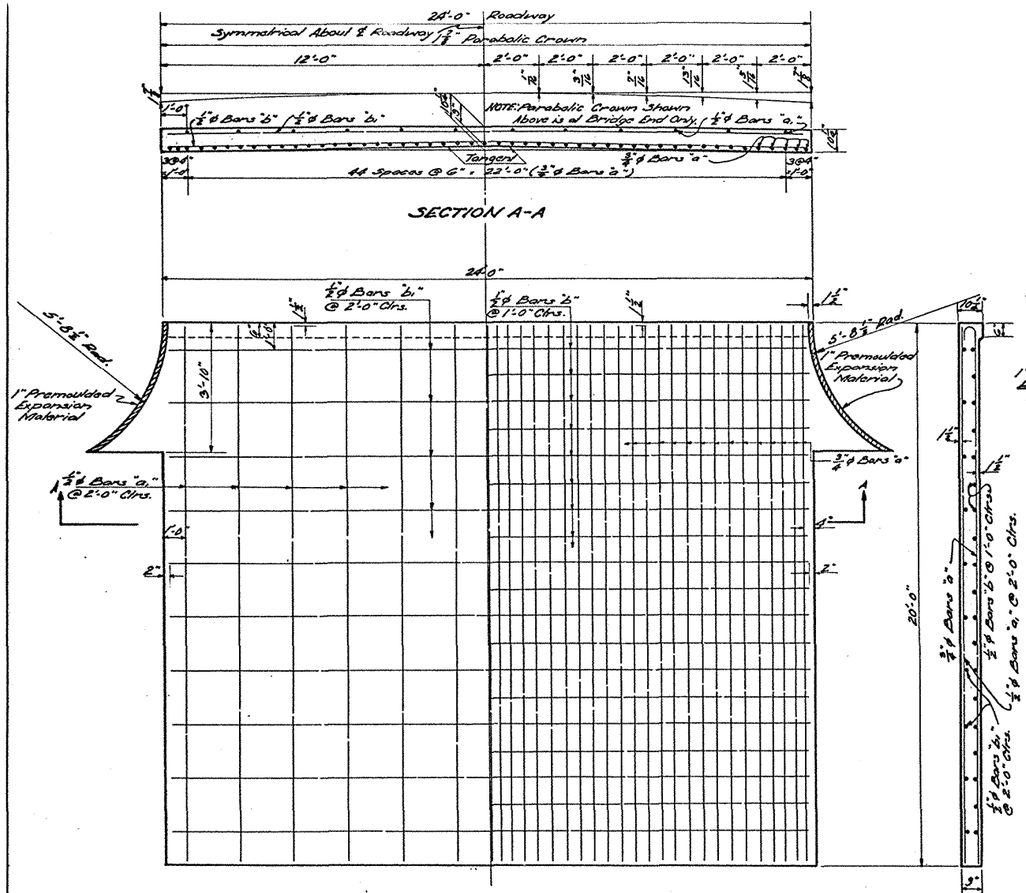



24'-0" ROADWAY
BILL OF MATERIALS (ONE SLAB)

BAR	SIZE	Nº	UNIT LGTH.	TOTAL LGTH.	LOCATION
a	3/4" ϕ	49	20'-5"	1000'-5"	Bottom of Slab
TOTAL 3/4" ϕ BARS = 1000'-5" = 150.3 LBS.					
a1	1/2" ϕ	12	19'-8"	236'-0"	Top of Slab
b	1/2" ϕ	19	23'-8"	449'-8"	Bottom of Slab
b1	1/2" ϕ	10	23'-8"	236'-8"	Top of Slab
TOTAL 1/2" ϕ BARS = 922'-4" = 616 LBS.					
TOTAL REINFORCING STEEL = 2113 LBS.					
CONCRETE APPR. SLAB = 54.08 SQ. YDS.					

26'-0" ROADWAY
BILL OF MATERIALS (ONE SLAB)

BAR	SIZE	Nº	UNIT LGTH.	TOTAL LGTH.	LOCATION
a	3/4" ϕ	53	20'-5"	1082'-1"	Bottom of Slab
TOTAL 3/4" ϕ BARS = 1082'-1" = 1625 LBS.					
a1	1/2" ϕ	13	19'-8"	255'-8"	Top of Slab
b	1/2" ϕ	19	25'-8"	487'-8"	Bottom of Slab
b1	1/2" ϕ	10	25'-8"	258'-8"	Top of Slab
TOTAL 1/2" ϕ BARS = 1000'-0" = 668 LBS.					
TOTAL REINF. STEEL = 2293 LBS.					
CONCRETE APPR. SLAB = 58.52 SQ. YDS.					

GENERAL NOTES:
Construction Specifications: Latest Approved La. Dept. of Highways Std. Specs.
Design Specifications: A.A.S.H.O. 1949.
Dimensions Relating to Reinforcing Steel are to Bar Centers.
Reinforcing Steel to be Structural or Intermediate Grade.
All Concrete to be Class "A"; or Mix used in adjoining pav't.
1" Premoulded Expansion Material to be included in Price Bid for Concrete.

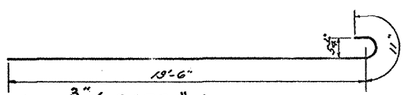

FOR INFORMATIONAL PURPOSES ONLY

DISCARDED
See Std. Plan
AS-40-24 P1
CFM
9/14/58

NOTE:
This Standard Plan is a Revision of Standard Plan C-M-113.

NOTE:
This Standard to be Used with Gravel or Bituminous Approaches.

STANDARD PLAN
20'-0" REINF. CONC. APPROACH SLAB
24'-0" & 26'-0" ROADWAY
TO BE USED WITH STD. PLANS AS NOTED
24'-0" RDWY.: C-G-60-15 REV., S-C-53-15 REV., S-C-61-15
26'-0" RDWY.: S-C-20-20 REV., S-C-21-20 & C-G-3-20
DATED May 17, 1950

DATE	DESCRIPTION	BY
12-14-54	Railroad	N.G.
8-29-52	From Conc.-Asph. Appr.	L.B. J.B.C.
11-13-51	Added Dowel Figure	Alex. Jr. H.
11-22-50	24' Rdwy. Appr. Slab Lengths of 3" changed to 2 ft. & 3 ft. Exp.	C.N.H.
10-17-50	26' Rdwy. Appr. Slab Added	Hill / M.M.

REVISIONS

STATE OF LOUISIANA
DEPARTMENT OF HIGHWAYS

DESIGNED H.G.V.P.	DETAILED W.O.N. Pooley	TRACED M. Garon
CHECKED C.W. Hill	CHECKED C.W. Hill	CHECKED W.A. Holley

BRIDGE DESIGN SECTION

C.M. 147