STATE PROJECT	PARISH	SHEET NO

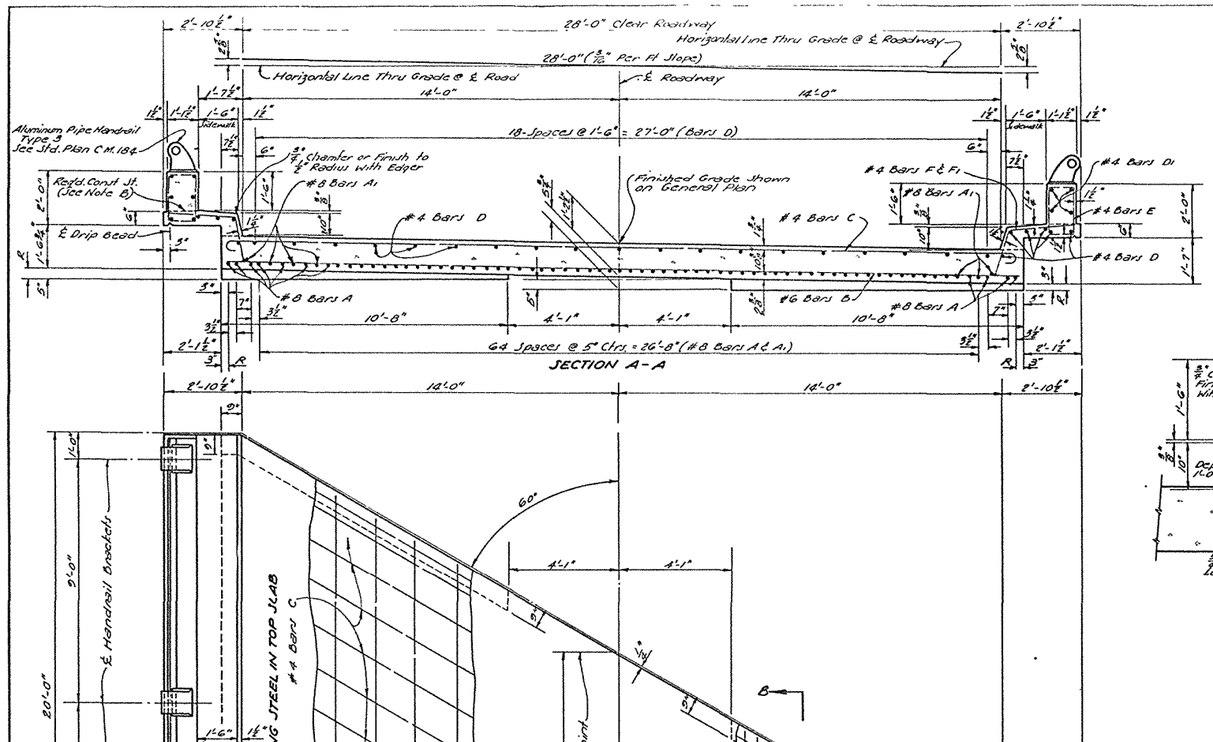

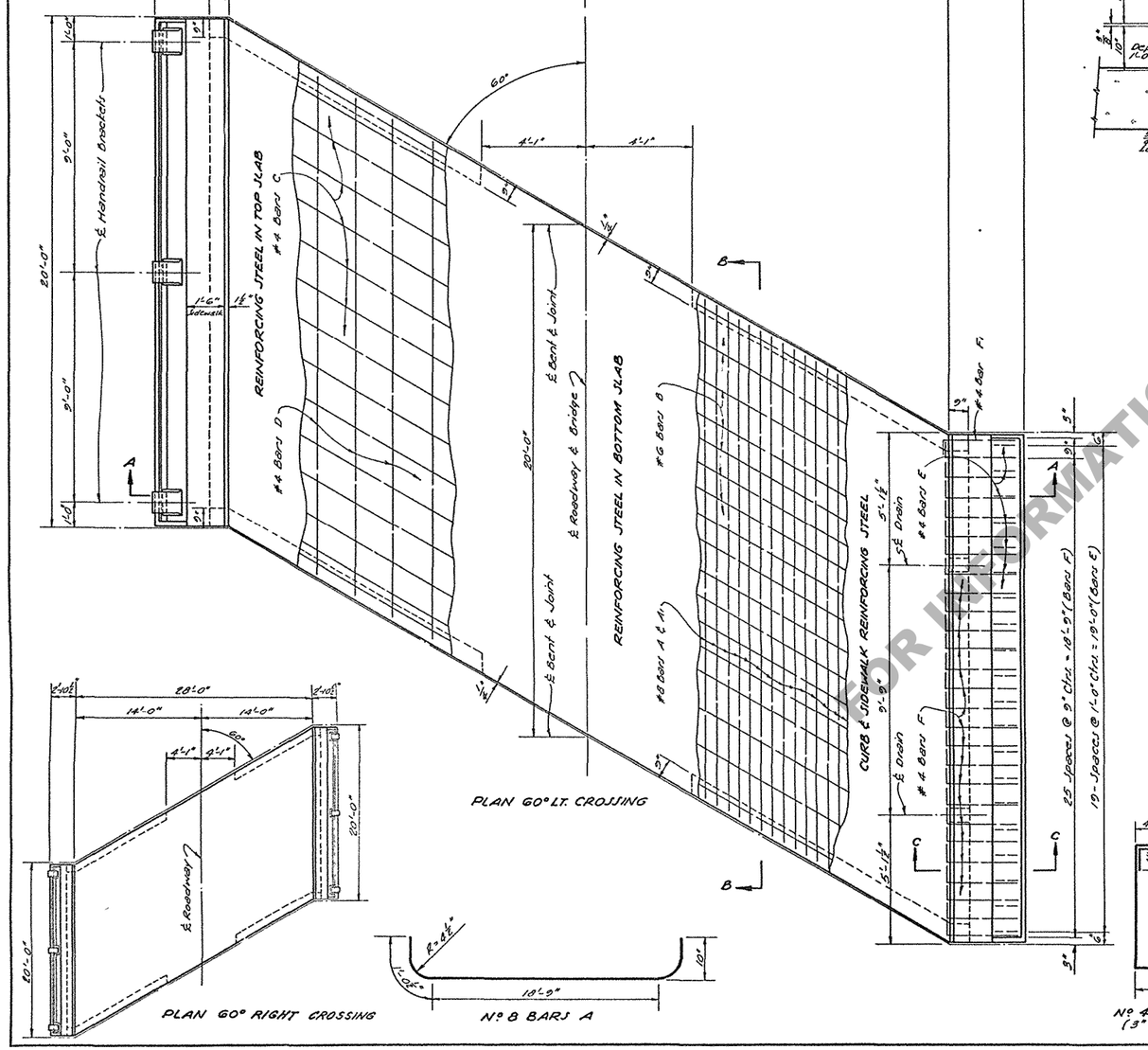

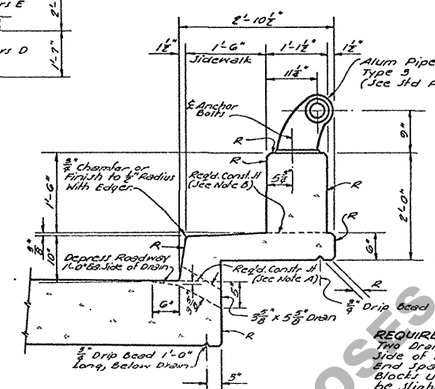

SECTION C-C
SHOWING HANDRAIL AND DRAIN

REQUIRED:
Two Drains in Each Span on Low Gutter Side of Roadway, Except none Reqd in End Spans over Unprotected Slopes. Blocks Used for Forming Openings may be Slightly Tapered to Facilitate Withdrawal.

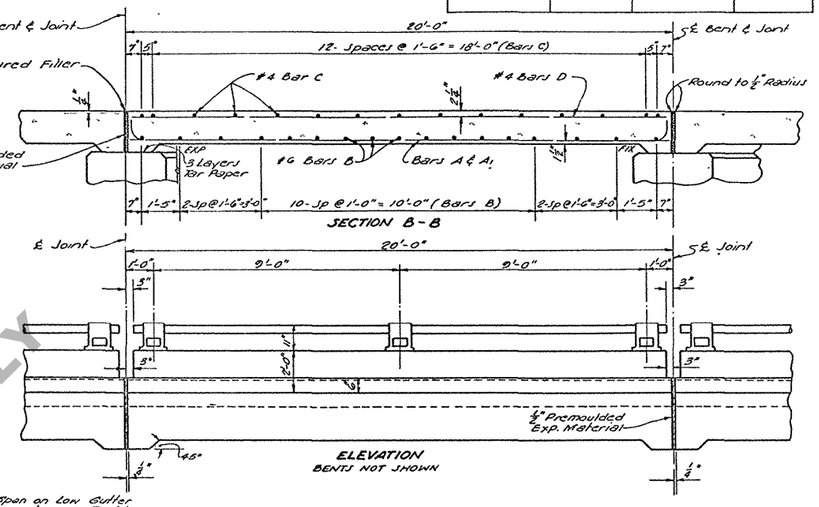

NOTE:
For Handrail Details not Shown, See Aluminum Pipe Handrail, Type 3, Standard Plan C.M. 184.

NOTE "A":
After Completing Pour for Roadway Slab, a Minimum of 3-Days Shall Elapse (or Concrete in Roadway Slab Shall Attain a Minimum Compressive Strength of 1,500 p.s.i.) Before Beginning Pour for Sidewalk Cantilever.

NOTE "B"
After Completing Pour for Sidewalk Cantilever a Minimum of 7-Days Shall Elapse (or Concrete on Sidewalk Cantilever Shall Attain a Minimum Compressive Strength of 3,000 p.s.i.) before Beginning Pour for Handrail Parapet.

QUANTITIES (ONE SPAN)					
BAR	SIZE	Nº	UNIT LENGTH	TOTAL LENGTH	LOCATION
A	#8	39	20'-10"	812'-6"	Bottom of Slab
A1	#8	34	19'-6"	663'-0"	Bottom of Slab
TOTAL #8 BARS = 1,475'-6" = 3,940 LBS.					
B	#6	17	33'-7"	570'-11"	Bottom of Slab
TOTAL #6 BARS = 570'-11" = 858 LBS.					
C	#4	15	34'-2"	512'-3"	Top of Slab
D	#4	51	19'-6"	994'-6"	Top of Slab & Sidewalk
D1	#4	8	19'-1"	152'-8"	Handrail Parapets
F	#4	52	4'-7"	238'-4"	Sidewalks & Slab
F1	#4	2	4'-4"	8'-8"	Sidewalk & Slab
E	#4	40	5'-11"	236'-8"	Handrail Parapets
TOTAL #4 BARS = 1,759'-7" = 1,175 LBS.					
TOTAL DEFORMED REINFORCING STEEL = 5,973 LBS.					
TOTAL CLASS "A" CONCRETE = 51.74 CU. YD.					
TOTAL PIPE HANDRAIL = 39.00 LIN. FT.					

GENERAL NOTES:
CONSTRUCTION SPECIFICATIONS: Latest Approved Louisiana Department of Highways Standard Specifications.
DESIGN SPECIFICATIONS: A.A.S.H.O. Standard Specifications for Highway Bridges, 1961, as Amended to Sept 1961.
LIVE LOAD: H20-S16-44. (Modified)
All Concrete to be Class "A".
Exposed Corners to Have 3/4" Chamfer Unless Otherwise Noted.
Reinforcement Bars Shall be Intermediate or Hard Grade, A.S.T.M. A15, or Rail Steel A.S.T.M. A16, Conforming with A.S.T.M. A305.
Dimensions Relating to Reinforcing Steel are to Bar Centers.
1/4" Premoulded Expansion Material, Poured Filler, and Tar Paper to be Included in Price Bid for Class "A" Concrete.
R → Denotes Class 2 Rubbed Finish.

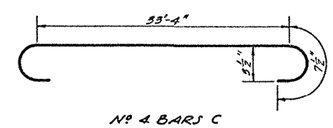

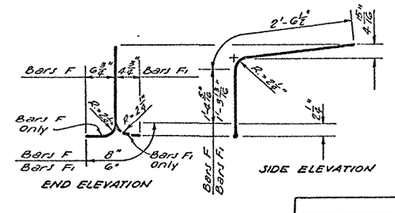

SPANS

STANDARD PLAN
20'-0" CONCRETE SLAB SPAN
LIVE LOAD H20-S16-44 MODIFIED
28'-0" ROADWAY 1'-6" SIDEWALK
60° CROSSING TANGENT CROWN
DATED Aug. 6, 1962

STATE OF LOUISIANA
DEPARTMENT OF HIGHWAYS

DESIGNED	DETAILED	TRACED	
CHECKED Hinton	CHECKED Hinton	CHECKED	

BRIDGE DESIGN SECTION

CAJ-60-28T		
BCSJ 15A-60-28T		
TO BE USED WITH STD. PLANS		

DATE	DESCRIPTION	BY
	REVISIONS	

CSS 15A-60-28T

FOR INFORMATIONAL PURPOSES ONLY