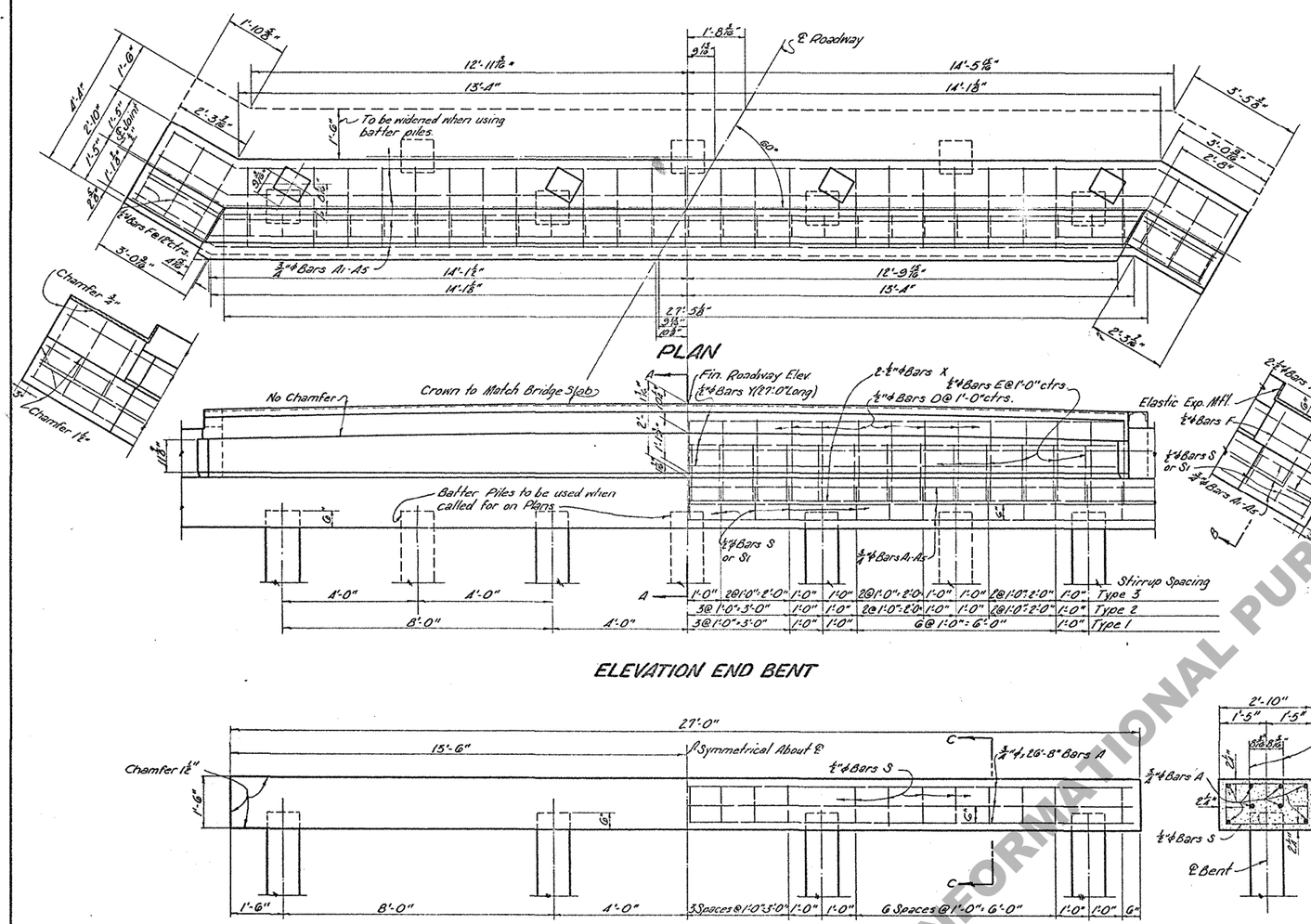

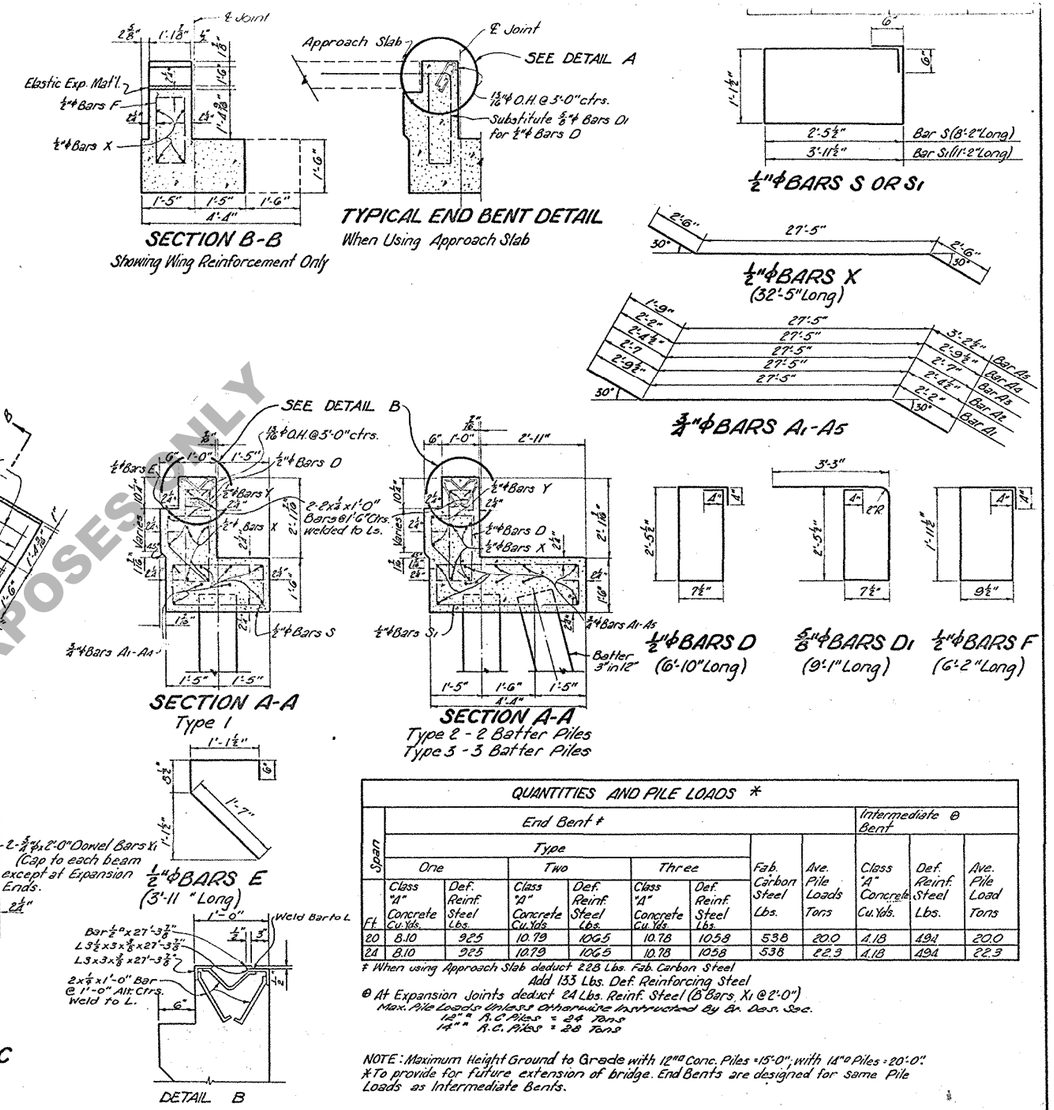

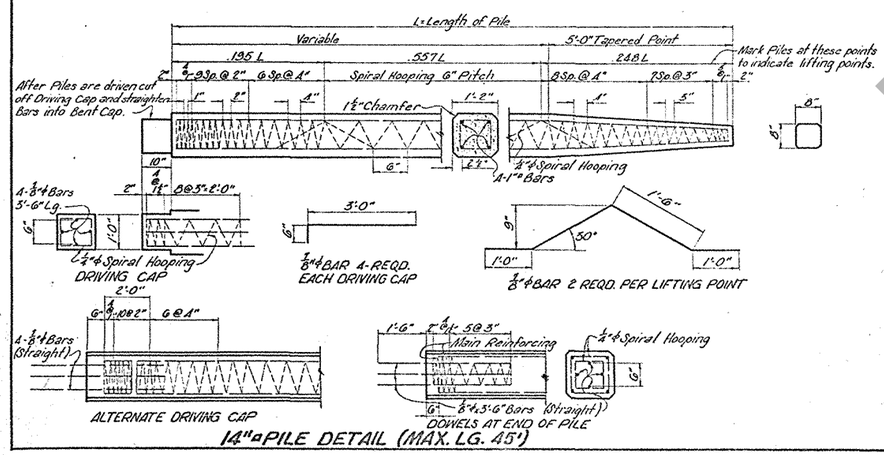

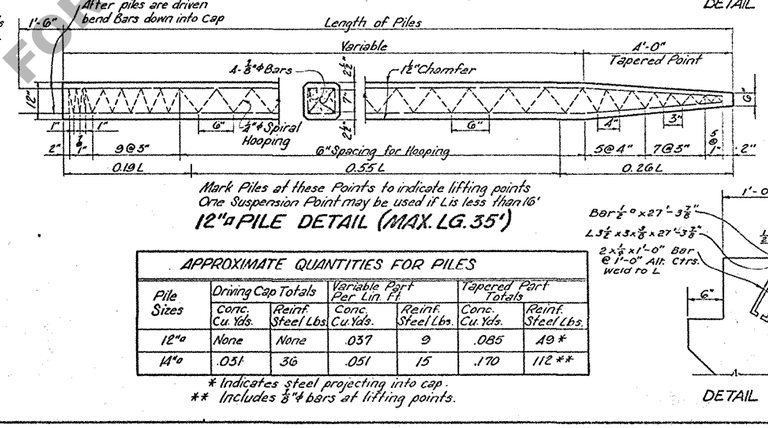

APPROXIMATE QUANTITIES FOR PILES						
Pile Sizes	Driving Cap Totals		Variable Part Per Lin. Ft.		Tapered Part Totals	
	Conc. Cu. Yds.	Reinf. Steel Lbs.	Conc. Cu. Yds.	Reinf. Steel Lbs.	Conc. Cu. Yds.	Reinf. Steel Lbs.
12"□	None	None	.037	9	.085	49 *
14"□	.051	36	.051	15	.170	112 **

* Indicates steel projecting into cap.
** Includes ⅜"φ bars at lifting points.

QUANTITIES AND PILE LOADS *											
Span	End Bent ‡								Intermediate ⊕ Bent		
	Type										
	One		Two		Three		Fab. Carbon Steel Lbs.	Ave. Pile Loads Tons	Class "A" Concrete Cu. Yds.	Def. Reinf. Steel Lbs.	Ave. Pile Load Tons
Ft	Class "A" Concrete Cu. Yds.	Def. Reinf. Steel Lbs.	Class "A" Concrete Cu. Yds.	Def. Reinf. Steel Lbs.	Class "A" Concrete Cu. Yds.	Def. Reinf. Steel Lbs.					
20	8.10	925	10.79	1065	10.78	1058	538	20.0	4.18	494	20.0
24	8.10	925	10.79	1065	10.78	1058	538	22.3	4.18	494	22.3

‡ When using Approach Slab deduct 228 Lbs. Fab. Carbon Steel
Add 133 Lbs. Def. Reinforcing Steel
⊕ At Expansion Joints deduct 24 Lbs. Reinf. Steel (8 Bars X1 @ 2'-0")
Max. Pile Loads Unless Otherwise Instructed By Br. Des. Sec.
12" □ R.C. Piles = 24 Tons
14" □ R.C. Piles = 28 Tons

NOTE: Maximum Height Ground to Grade with 12"□ Conc. Piles = 15'-0"; with 14"□ Piles = 20'-0".
* To provide for future extension of bridge. End Bents are designed for same Pile Loads as Intermediate Bents.

TYPE OF END BENT REQUIRED			
End Bent	Ground to Grade Feet	Sub Soil	Battered Piles
Type 1	0-5	Poor	0
	0-8	Good	
Type 2	5-10	Poor	2
	8-16	Good	
Type 3	10+	Poor	3
	16+	Good	

GENERAL NOTES:
Construction Specs. Latest approved La. Hwy. Dept. Std Specifications.
Design Specs. A.A.S.H.O., 1941 except Reinf. Steel in Tension = 20,000 #/□".
Live Load - H15
All Dimensions to Reinforcing Steel are to Bar Centers.
Reinforcing Steel shall be Intermediate Grade.
Quantities computed assuming 12"□ Piles.

STANDARD PLAN
R.C. PILE BENTS H-15 LOADING
24'-0" CLEAR ROADWAY 1'-6" SIDEWALKS
20'-0" AND 24'-0" SPANS
60° SKEW
DATED MARCH 1, 1940 TO BE USED WITH STD. PLAN C.G. 81-15

DATE	DESCRIPTION	BY
6-9-52	Fab. Carbon Steel Bent 20'-0" Span	J.T.K.
11-27-51	Added Cover Pl.	Loup/E.C.
7-8-40	Note Concerning Max. Pile Loading	A.J.P.

REVISIONS

STATE OF LOUISIANA
DEPARTMENT OF HIGHWAYS

DESIGNED Herbst	DETAILED Herbst	TRACED J. Wolf
CHECKED Hutchinson	CHECKED Hutchinson	CHECKED Hutchinson

BRIDGE DESIGN SECTION

C.S. 197-15

FOR INFORMATIONAL PURPOSES ONLY