| F.A. PROJ. NO. | STATE PROJ. NO. | PARISH | SHEET NO. | TOTAL SHEETS |
|---|---|---|---|---|
| W.P.R.K. 55-8 | 8551 | Jeff. Davis | 18 | 63 |

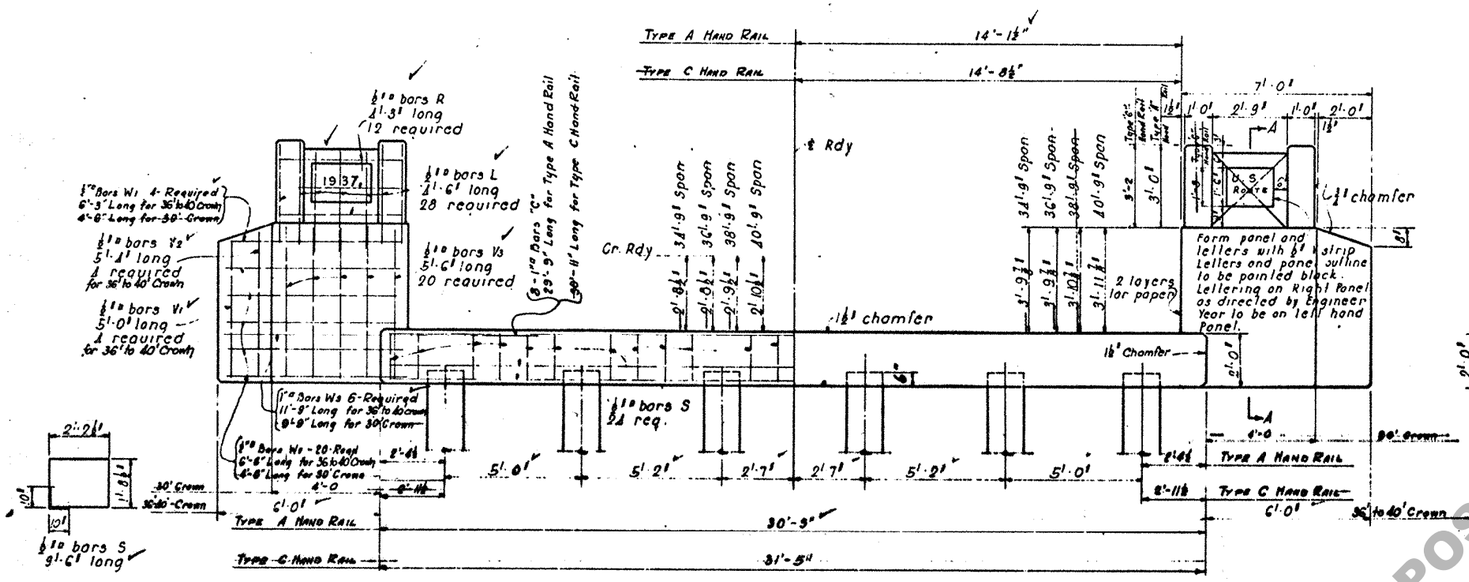


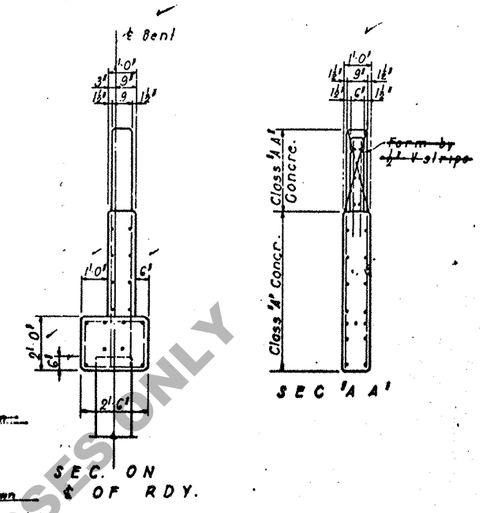


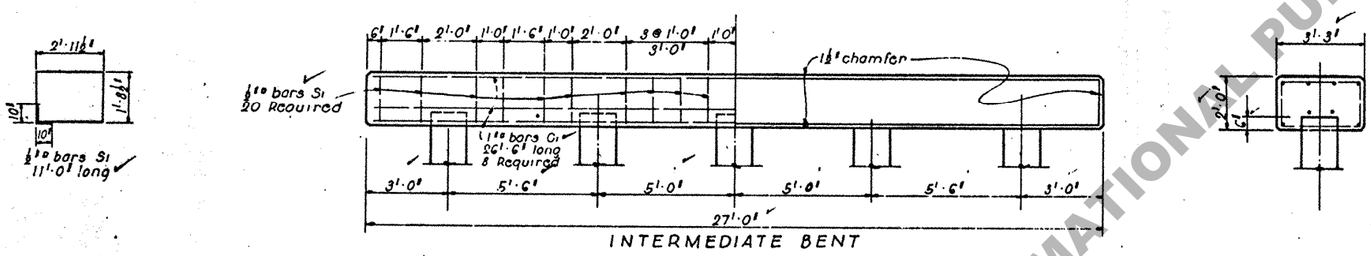


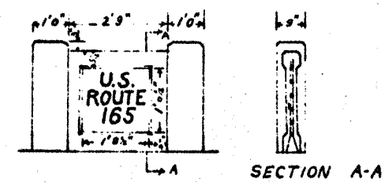


## ESTIMATED QUANTITIES

| TOTAL SPAN Feet | END BENT 36'-40' Crown | | | INTERM'E BENT | | PILE LOADING |
|---|---|---|---|---|---|---|
| | Class AA Conc Cu. Yds | Class A Conc Cu Yds | R-Steel Lbs | Class A Conc. Cu. Yds | R-Steel Lbs | Load per Pile |
| ~~34'-9"~~ | 0.61 | 8.23 | 1654 | 6.34 | 908 | ~~25.9~~ |
| ~~36'-9"~~ | 0.61 | 8.23 | 1654 | 6.34 | ~~908~~ | ~~27.1~~ |
| ~~38'-9"~~ | 0.61 | 8.27 | 1654 | ~~6.34~~ | ~~908~~ | ~~28.5~~ |
| 40'-9" | 0.61 | 8.31 | 1654 | 6.34 | 908 | 29.9 |

Quantities to be added to End Bent for use with Type C Hand Rail
Class A Concrete — .22 cu. yds.
Reinforcing Steel — 34 pounds
Class AA Concrete — .04 cu. yds.

Quantities to be deducted from End Bent for use with 30'-0 Crown
Class "A" Concrete

34'-9" Span — .20 cu. yds.
36'-9" Span — .20 cu. yds.
38'-9" Span — .21 cu. yds.
40'-9" Span — .22 cu. yds.

Reinforcing Steel
All Spans — 116 pounds

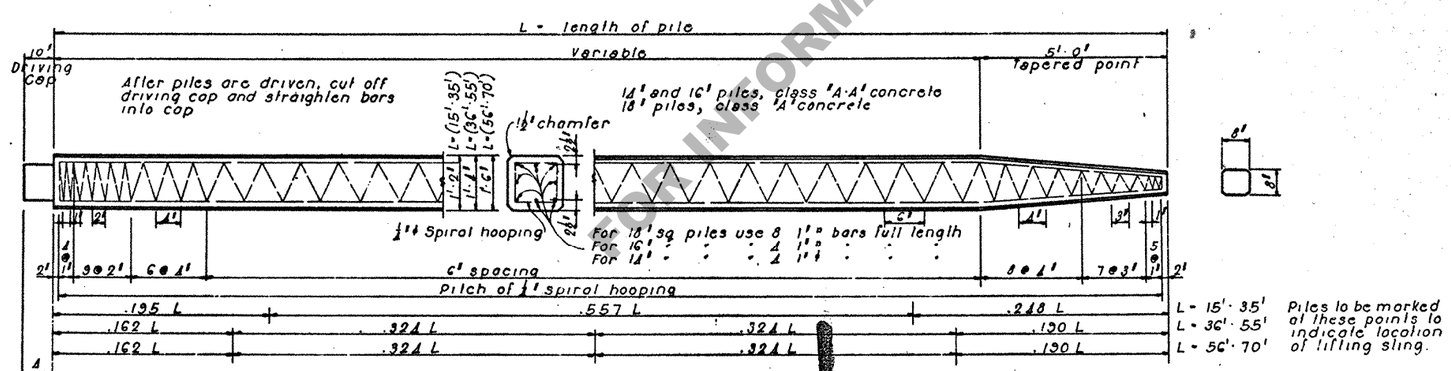


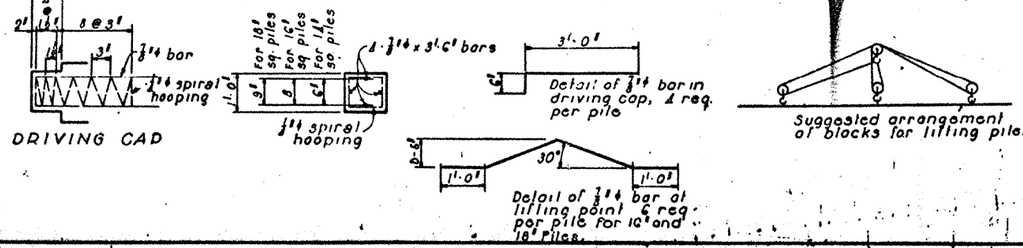


## APPROXIMATE QUANTITIES FOR PILES

| PILE LENGTHS | DRIVING CAP TOTAL | | VARIABLE PART PER LIN FT | | TAPERED POINT TOTAL | |
|---|---|---|---|---|---|---|
| | Conc CU YDS | R-Steel Lbs | Conc CU YDS | R-Steel Lbs | Conc CU YDS | R-Steel Lbs |
| 15'-35' | .031 | 36 | .051 | 12 | .170 | 65 |
| 36'-55' | .031 | 38 | .070 | 15 | .204 | 166* |
| 56'-70' | .031 | 39 | .083 | 29 | .250 | 236* |

*Includes ¾" bars at Lifting Points.

GENERAL NOTES:

Louisiana Highway Commission Specification
Concrete to be class "A" in cap and riser
Handrail to be class "A-A"
All reinforcing steel to be deformed bars, square twisted bars not considered as deformed
All dimensions of reinforcing are to bar centers
No direct payment will be made for reinforcing steel in concrete piling.
The price bid per lin Foot of piling shall include the cost of furnishing and placing all material for same.
All exposed surfaces to have "Rubbed" Finish.
All exposed corners to have ¾" chamfer unless noted.
For Year Plate See Std. Plan.

Philip P. Angier
Resident Engineer

To be used with Std. Plan C-0-34

| Date | Description | By |
|---|---|---|
| 1-6-36 | End Bent Conc. Quants. | R.E.B. |
| 8-21-35 | Clr. wing tells. Conc. Quants. and 30'-0 Bkwy. Crown for Type C Hand Rail | R.E.B. |
| 5-14-34 | Details added for End Bent | M.A.R. |

REVISIONS

STANDARD
REINF. CONC. PILE BENTS
24'-0" ROADWAY
30'-0 to 40'-0" ROADWAY CROWN
3:1 SIDE SLOPES

LOUISIANA HIGHWAY COMMISSION
BATON ROUGE, LA. December, 1934

Designed — Detailed — Traced — Checked — Checked Huey — Checked Huey — In Charge of — Bridge Department Engineer

C.S. 104

FOR INFORMATIONAL PURPOSES ONLY