	STATE PROJECT	PARISH	SHEET No.

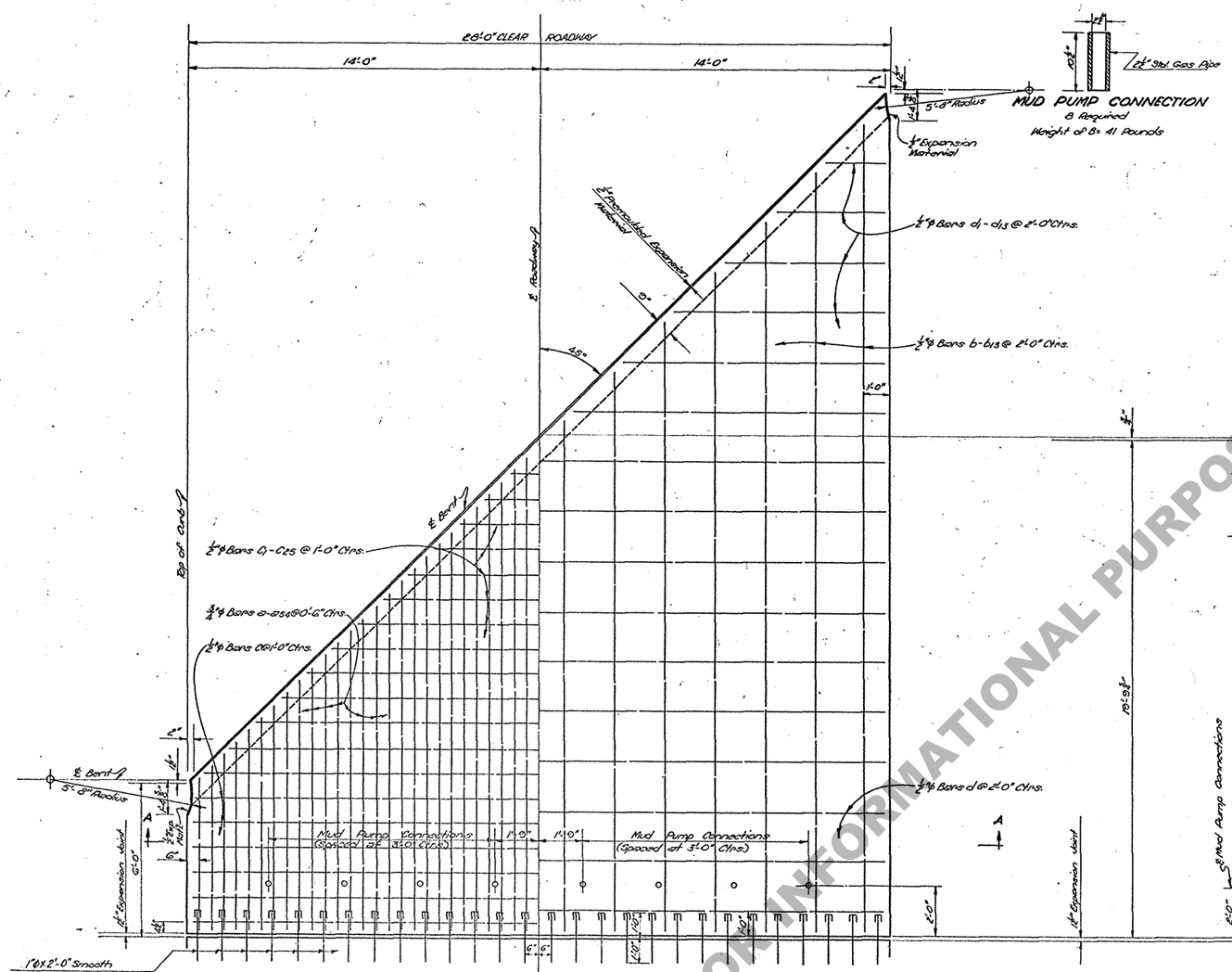

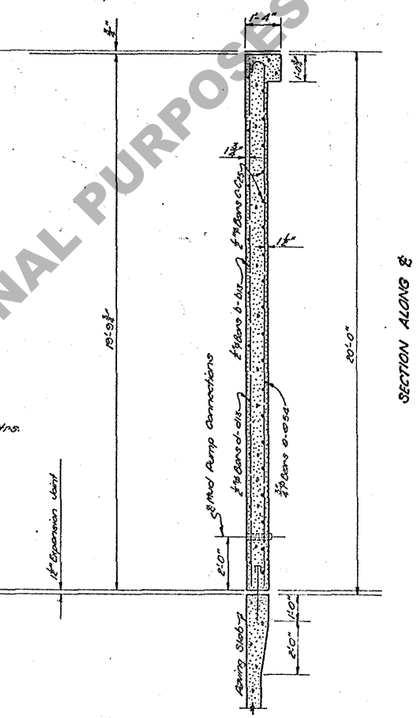

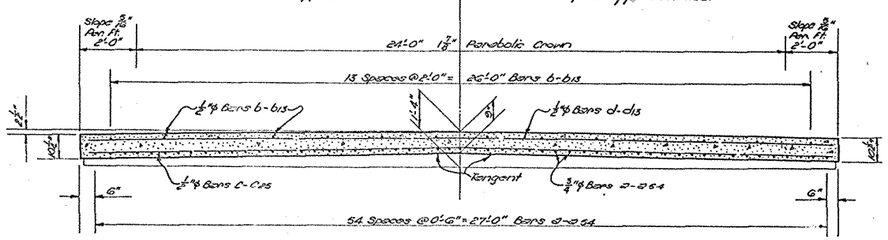

BILL OF MATERIAL (ONE SLAB)								
BAR	SIZE	No	SHORT BAR	VARIATION	LONG BAR	UNIT LENGTH	TOTAL LENGTH	LOCATION
a-a54	¾"φ	55	6'-0"	0'-6"	33'-0"		1072'-6"	Bottom of Slab
TOTAL ¾"φ BARS = 1072'-6" = 1611 POUNDS								
f	1"φ	28				2'-0"	56'-0"	Dowels at Exp. End
TOTAL 1"φ SMOOTH DOWELS = 56'-0" = 150 POUNDS								
b-b13	½"φ	14	6'-6"	2'-0"	32'-6"		273'-0"	Top of Slab
c	½"φ	6				27'-8"	166'-0"	Bottom of Slab
a-c25	½"φ	25	3'-0"	1'-0"	27'-0"		375'-0"	Bottom of Slab
d	½"φ	3				27'-8"	83'-0"	Top of Slab
d-d13	½"φ	13	2'-6"	2'-0"	26'-6"		188'-6"	Top of Slab
TOTAL ½"φ BARS = 1085'-6" = 725 POUNDS								
TOTAL REINFORCING STEEL = 2486 POUNDS *								
CLASS "A" CONCRETE = 61.70 SQ. YDS.								
MUD PUMP CONNECTIONS = 8 EACH								

* Includes 1"φ Dowel Bars "f"

GENERAL NOTES:

Construction Specifications: Latest Approved Louisiana Department of Highways Standard Specifications.
Design Specifications: A.A.S.H.O. 1949.
Dimensions Relating to Reinforcing Steel Are to Bar Centers.
Reinforcing Steel to be Structural or Intermediate Grades.
Premoulded Expansion Joint Material to be Included in Price Bid For Concrete.
All Concrete to be "A".
Dowel Bars "f" to be Round and Smooth.
The 1"φ Dowel Bars "f" Shall be Dipped in Heavy Oil For Their Entire Length on Painted With Grease Prior to Placing.
Cost of Expansion Tubes Shall be Included in Unit Price Bid For Deformed Reinforcing Steel.

FOR INFORMATIONAL PURPOSES ONLY

DATE	DESCRIPTION	BY
11-21-50	¾"φ Bars a1-a25 & a26-a54 Changed to ½"φ Bars a1-a25 & a26-a54	C.W.H.

REVISIONS

STANDARD PLAN

20'-0" REINFORCED CONCRETE APPROACH SLAB
TO BE USED WITH STANDARD PLAN C-F-S-7-20
45° CROSSING (LEFT) 28'-0" ROADWAY

DATED July 13, 1950

STATE OF LOUISIANA
DEPARTMENT OF HIGHWAYS

DESIGNED	DETAILED R.H. Wilkerson	TRACED A. Chapman
CHECKED	CHECKED	CHECKED

BRIDGE DESIGN SECTION