| STATE PROJECT | PARISH | SHEET No. |
|---|---|---|
| | | |

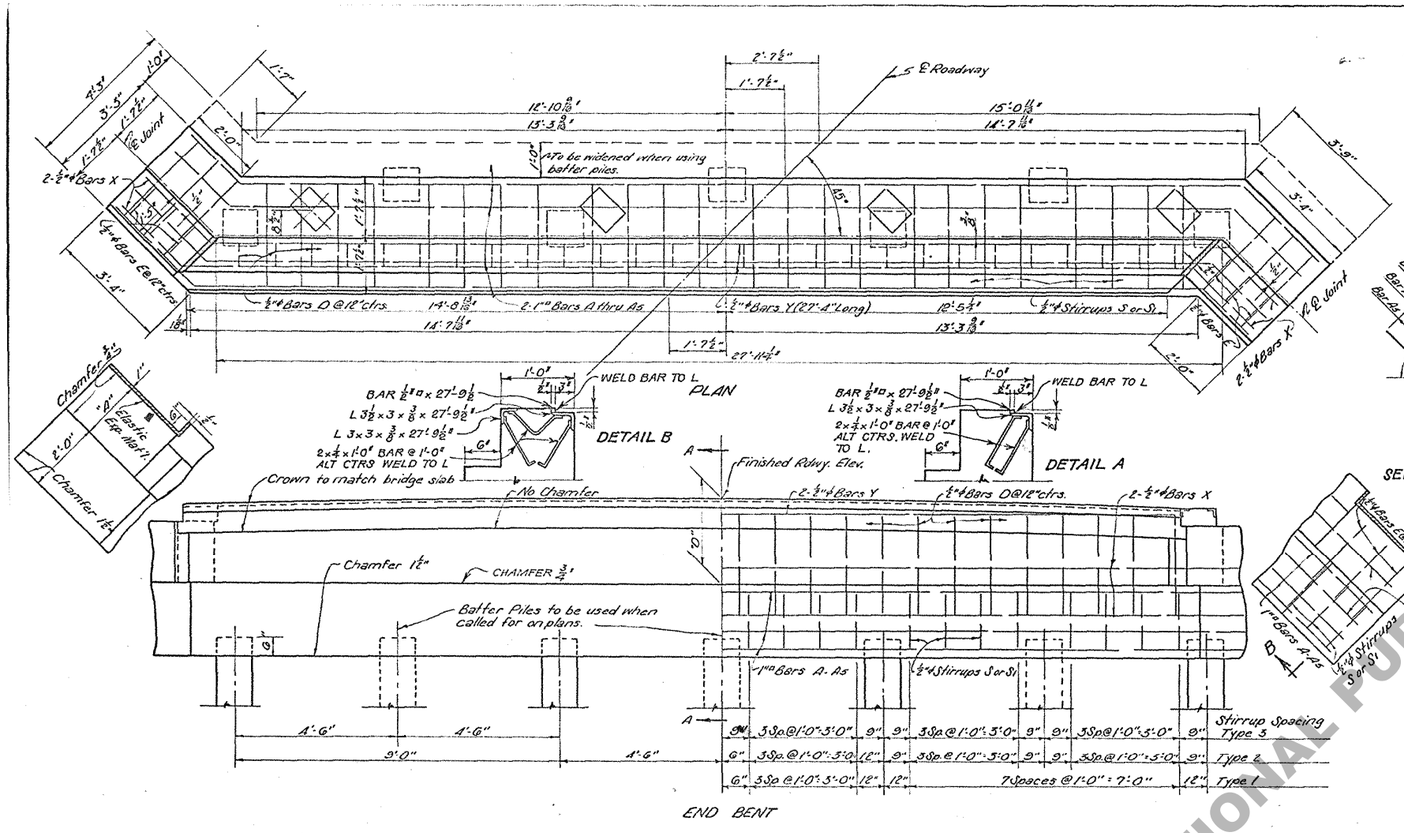


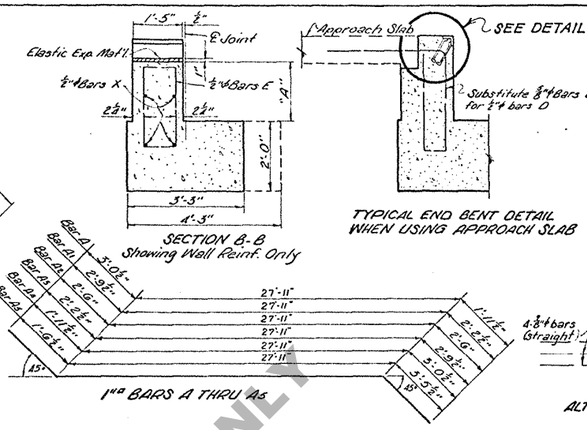


| APPROXIMATE QUANTITIES FOR PILES | | | | | | |
|---|---|---|---|---|---|---|
| Pile Sizes | Driving Cap Total | | Variable Part Per Lin. Ft. | | Tapered Part Totals— | |
| | Concrete Cu. Yds. | Reinf. Steel Lbs. | Concrete Cu. Yds. | Reinf. Steel Lbs. | Concrete Cu. Yds. | Rein. Steel Lbs. |
| 12"ϕ | None | None | .037 | 9 | .085 | 49* |
| 14"ϕ | .051 | 36 | .051 | 15 | .170 | 112** |

* Includes Steel projecting into cap.
** Includes ⅝"ϕ Bars, at lifting points.

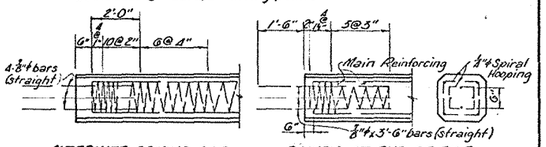


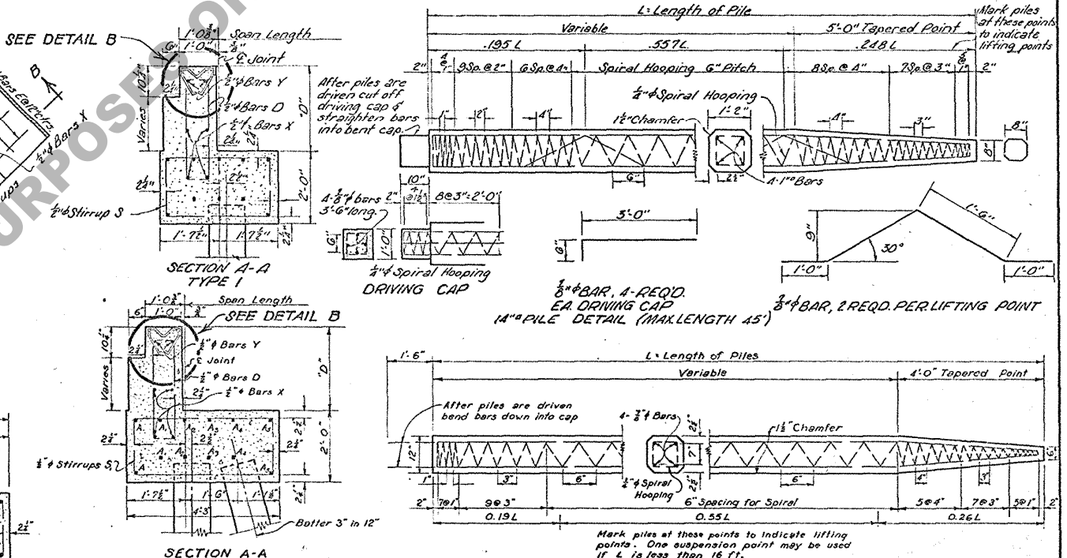


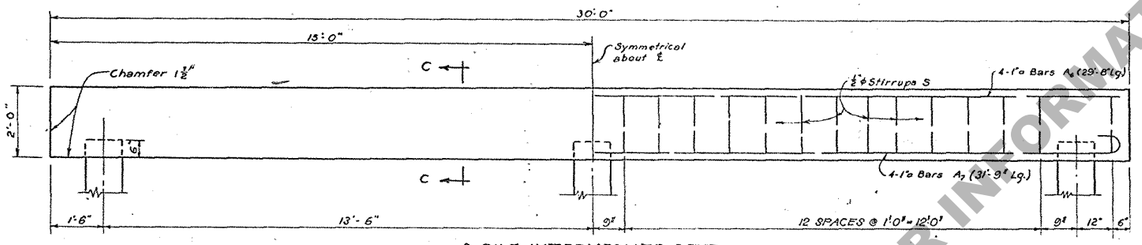


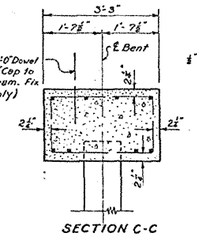





Note: Maximum height ground to grade with 12"ϕ Piles equals 15'-0"; with 14"ϕ Piles equals 20'-0".




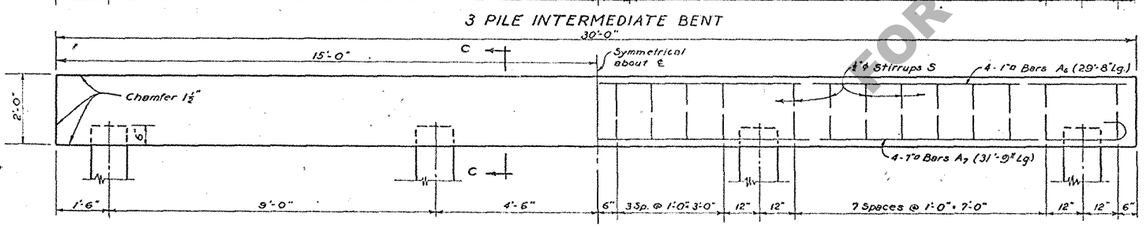


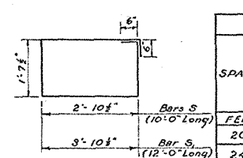


| QUANTITIES, DIMENSIONS, AND PILE LOAD ‡ | | | | | | | | | | | | | | | | | | |
|---|---|---|---|---|---|---|---|---|---|---|---|---|---|---|---|---|---|---|
| SPAN | END BENT | | | | | | | | | | | | | INTERMEDIATE BENT | | | | | | | | SPAN |
| | DIMENSIONS | | | | TYPE ONE | | TYPE TWO | | TYPE THREE | | FAB. CARBON STEEL Lbs. | AV. PILE LOAD Tons | THREE PILE | | | FOUR PILE | | | |
| | "A" | | "D" | | CLASS "A" CONC. Cu. Yds. | DEF. REINF. STEEL Lbs. | CLASS "A" CONC. Cu. Yds. | DEF. REINF. STEEL Lbs. | CLASS "A" CONC. Cu. Yds. | DEF. REINF. STEEL Lbs. | | | CLASS "A" CONC. Cu. Yds. | DEF. REINF. STEEL Lbs. | AV. PILE LOAD Tons | CLASS "A" CONC. Cu. Yds. | DEF. REINF. STEEL Lbs. | AV. PILE LOAD Tons | |
| FEET | FT. | IN. | FT. | IN. | | | | | | | | | | | | | | | FEET |
| 20 | 1 | - 4⅞ | 2 | - 0⅜ | 10.97 | 1600 | 13.40 | 1864 | 13.38 | 1864 | 522 | 19.2 | 7.17 | 1022 | 25.7 | 7.15 | 1010 | 19.2 | 20 |
| 24 | 1 | - 4⅞ | 2 | - 0⅜ | 10.97 | 1600 | 13.40 | 1864 | 13.38 | 1864 | 522 | 21.3 | | | | 7.15 | 1010 | 21.3 | 24 |
| 28 | 1 | - 7⅞ | 2 | - 3⅜ | 11.43 | 1611 | 13.65 | 1875 | 13.84 | 1875 | 522 | 23.9 | | | | 7.15 | 1010 | 23.9 | 28 |

‡ To provide for future Extension of Bridge the End Bents are designed for same Load as Intermediate Bents.

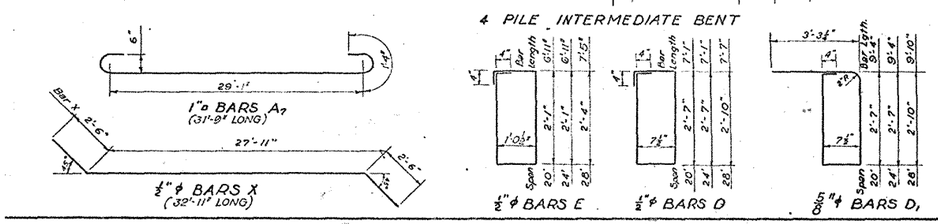


GENERAL NOTES:
Construction Specifications: Latest Approved La. Dept. of Hwys. Std. Spec.
Design Specification: A.A.S.H.O. 1944 as amended Dec. 15, 1946
Live Load: H 15-44
Reinforcing Steel shall be Intermediate Grade.
All Dimensions to Reinforcing are to Bar Centers.
Quantities computed assuming 12"ϕ Piles
All Concrete shall be Class "A".

| TYPE OF END BENT REQUIRED | | | |
|---|---|---|---|
| END BENT | GROUND TO GRADE FEET | SUBSOIL | BATTERED PILES |
| TYPE 1 | 0-5 | Poor | 0 |
| | 0-6 | Good | |
| TYPE 2 | 5-10 | Poor | 2 |
| | 6-16 | Good | |
| TYPE 3 | 10+ | Poor | 3 |
| | 16+ | Good | |

| WHEN USING APPROACH SLAB | | |
|---|---|---|
| SPAN Feet | DEDUCT FAB. CARBON STEEL Lbs. | ADD DEF. REINF. STEEL Lbs. |
| 20 | 226 | 135 |
| 24 | 226 | 135 |
| 28 | 226 | 140 |

| REVISIONS | | |
|---|---|---|
| 11-5-51 | COVER 18" ADDED | |
| 7-8-49 | New Sweeping 100# File Loading | |
| DATE | DESCRIPTION | BY |

# STANDARD PLAN

REINFORCED CONCRETE PILE BENTS
FOR R.C.D.G. SPANS 2 20'-0" CLEAR ROADWAY
H-15 LOADING 2 45° CROSSING
20'-0", 24'-0" AND 28'-0" SPANS
TO BE USED WITH STD. PLAN C-G-80-15

DATED DEC. ... 1947

STATE OF LOUISIANA
DEPARTMENT OF HIGHWAYS

| DESIGNED Hutchinson | DETAILED Hutchinson | TRACED R. of H. |
|---|---|---|
| CHECKED Herbst | CHECKED Herbst | CHECKED Hutchinson |

BRIDGE DESIGN SECTION

FOR INFORMATIONAL PURPOSES ONLY