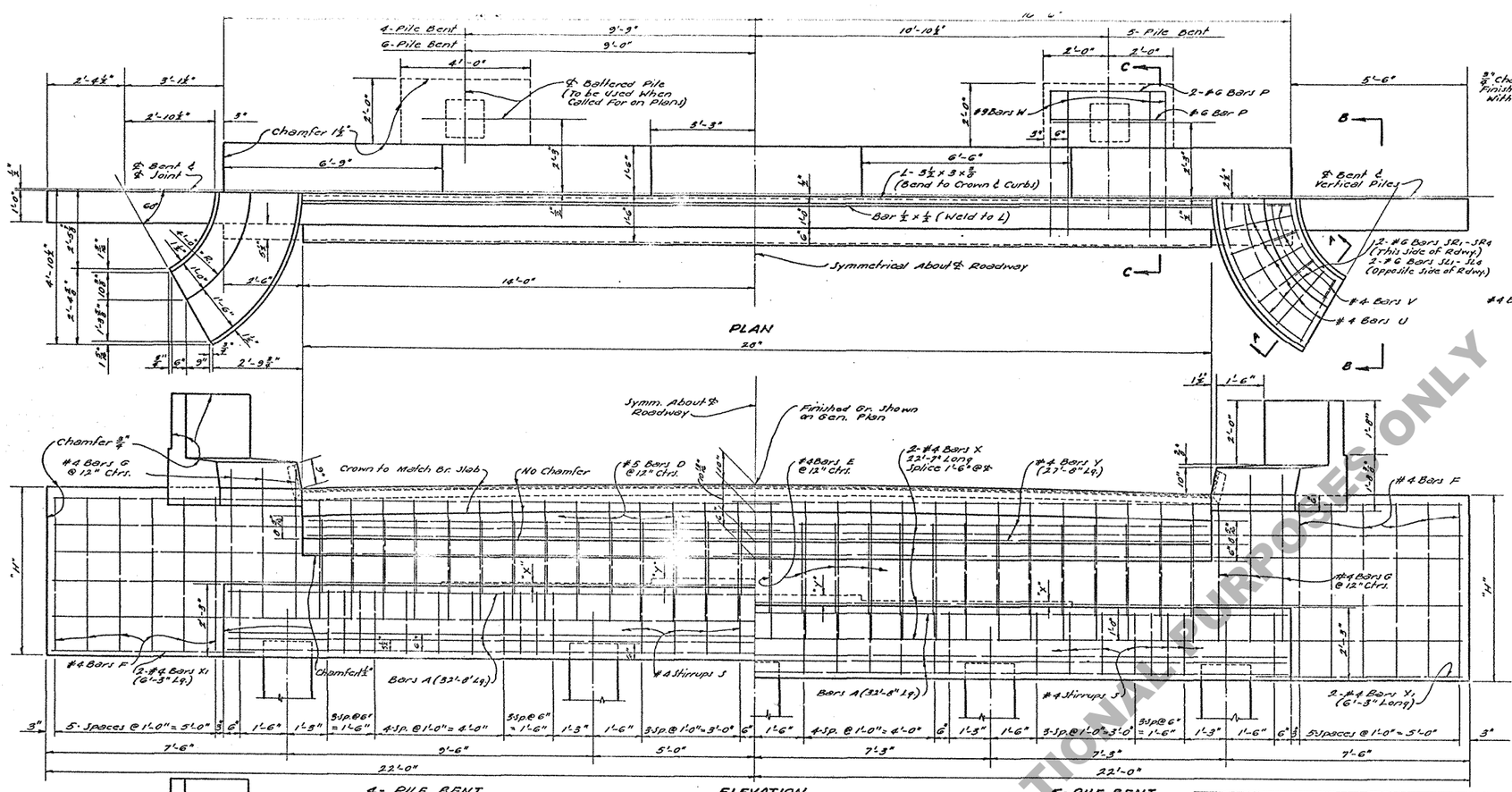

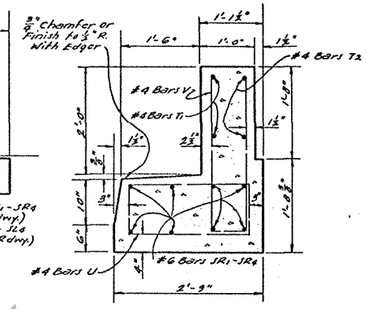

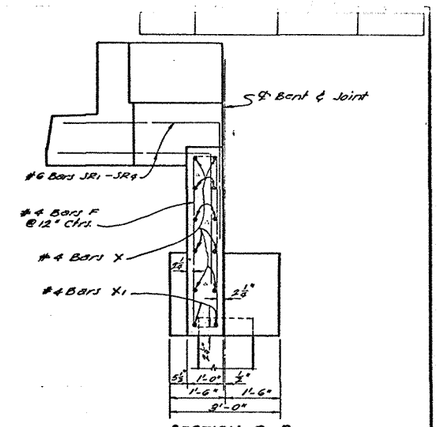

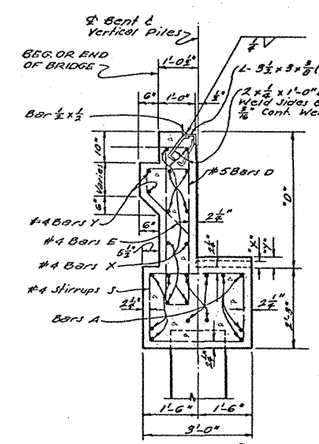

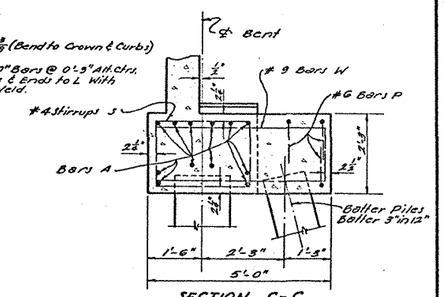

TYPE OF END BENT REQUIRED			
END BENT	GROUND TO GRADE (FT)	SUB. SOIL	BATTERED PILES
TYPE 1	0-5	POOR	0
	0-8	GOOD	
TYPE 2	5-10	POOR	2
	8-16	GOOD	

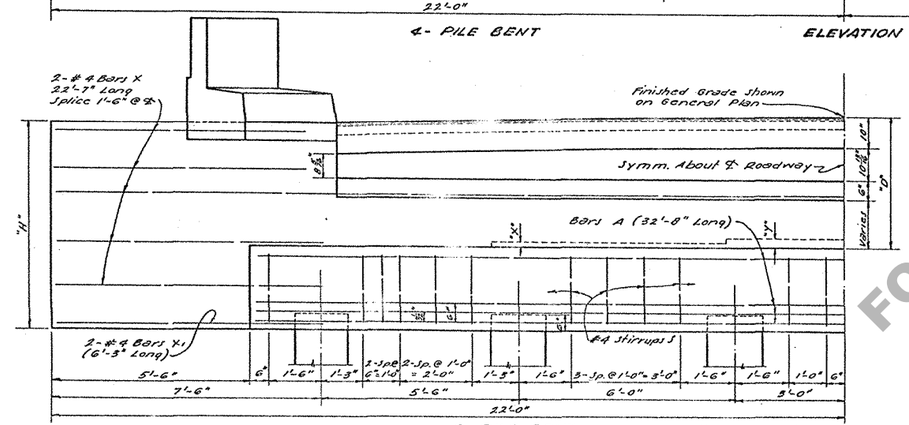

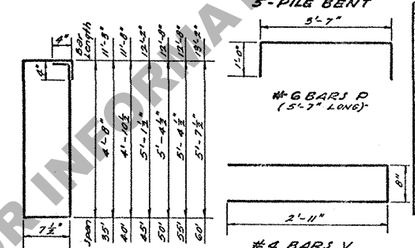

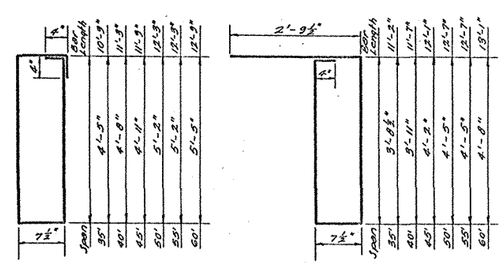

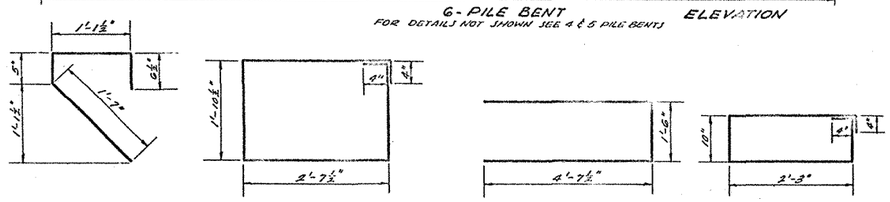

END BENT QUANTITIES - DIMENSIONS - PILE LOAD

SPAN	DIMENSIONS "X"	"D"	"H"	"Y"	4 PILES: SIZE OF "A" BARS	TYPE ONE: CLASS "A" CONC.	DEF. REINF. STEEL	TYPE TWO: CLASS "A" CONC.	DEF. REINF. STEEL	AVE. PILE LOAD	5 PILES: SIZE OF "A" BARS	TYPE ONE: CLASS "A" CONC.	DEF. REINF. STEEL	TYPE TWO: CLASS "A" CONC.	DEF. REINF. STEEL	AVE. PILE LOAD	6 PILES: SIZE OF "A" BARS	TYPE ONE: CLASS "A" CONC.	DEF. REINF. STEEL	TYPE TWO: CLASS "A" CONC.	DEF. REINF. STEEL	AVE. PILE LOAD	FAB. CARBON STEEL	SPAN
FT.	IN.	FT. IN.	FT. IN.	IN.		CU. YDS.	LBS.	CU. YDS.	LBS.	TONS		CU. YDS.	LBS.	CU. YDS.	LBS.			CU. YDS.	LBS.	CU. YDS.	LBS.	TONS	LBS.	
35	1⅞	2-11 13/16	5-0 5/16	2 7/16	#8	15.98	2423	17.26	2765	35.4													540	35
40	1⅞	3-2 7/16	5-3 5/16	2 7/16	#9	16.41	2727	17.69	3070	38.8													540	40
45	1⅞	3-3 9/16	5-6 1/16	2 5/16	#10	16.77	3101	18.05	3446	42.6	#8	16.73	2457	18.01	2779	34.1							540	45
50	1⅞	3-4 7/16	5-9 1/16	2 3/16							#9	17.16	2743	18.44	3085	37.3							540	50
55	1⅞	3-5 15/16	5-9 9/16	2 5/16							#9	17.17	2741	18.45	3083	40.0	#8	17.13	2429	18.42	2771	33.3	540	55
60	1⅞	3-11 9/16	6-0 1/16	2 5/16							#10	17.55	3116	18.85	3456	43.3	#9	17.51	2736	18.79	3078	36.1	540	60

GENERAL NOTES:

CONSTRUCTION SPECIFICATIONS: Approved La. Dept. of Hwys. Std. Specs.
DESIGN SPECIFICATIONS: A.A.S.H.O. Std. Specs. for Hwy. Bridges, 1957.
LIVE LOAD: H20-S16-44 (Modified)
Reinforcing Bars shall be Intermediate or Hard Grade, A.S.T.M. A-15, or Rail Steel A.S.T.M. A-16, Conforming with A.S.T.M. A-305.
All Dimensions Relating to Reinforcing Steel are to Bar Centers.
All Exposed Corners to be Chamfered ¾ Unless Otherwise noted.
Concrete and Steel in SIDEWALK CURB PLACE and HANDRAIL FLARE are included in Bent Cap Quantities and are to be Paid for as Part of Bent.
Wing Walls are Detailed for 44'-0" Crown.
To Provide for Future Extention of Bridge the End Bent is Designed for Same Load at Intermediate Bent.
Quantities Computed Assuming use of 18" Vertical Piles and 14" Batter Piles.
All Concrete to be Class "A".

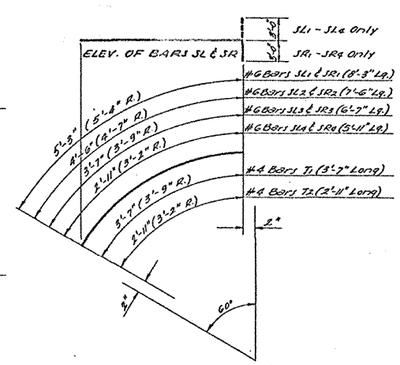

END BENTS

STANDARD PLAN
PRECAST CONCRETE PILE BENTS
FOR 35' TO 60' I-BEAM SPANS
LIVE LOAD H20-S16-44 MODIFIED
28-0" ROADWAY 1'-6" SIDEWALKS

DATED Nov. 28, 1988

DATE	DESCRIPTION	BY
	REVISIONS	

STATE OF LOUISIANA
DEPARTMENT OF HIGHWAYS

DESIGNED C. Reynolds | DETAILED C. Reynolds | TRACED E. C. Lehrings
CHECKED Hon. Gen. | CHECKED Hon. Gen. | CHECKED Hon. Gen.

BRIDGE DESIGN SECTION

SHEET 1 OF 2

BSC15C-90-28PXC

FOR INFORMATIONAL PURPOSES ONLY