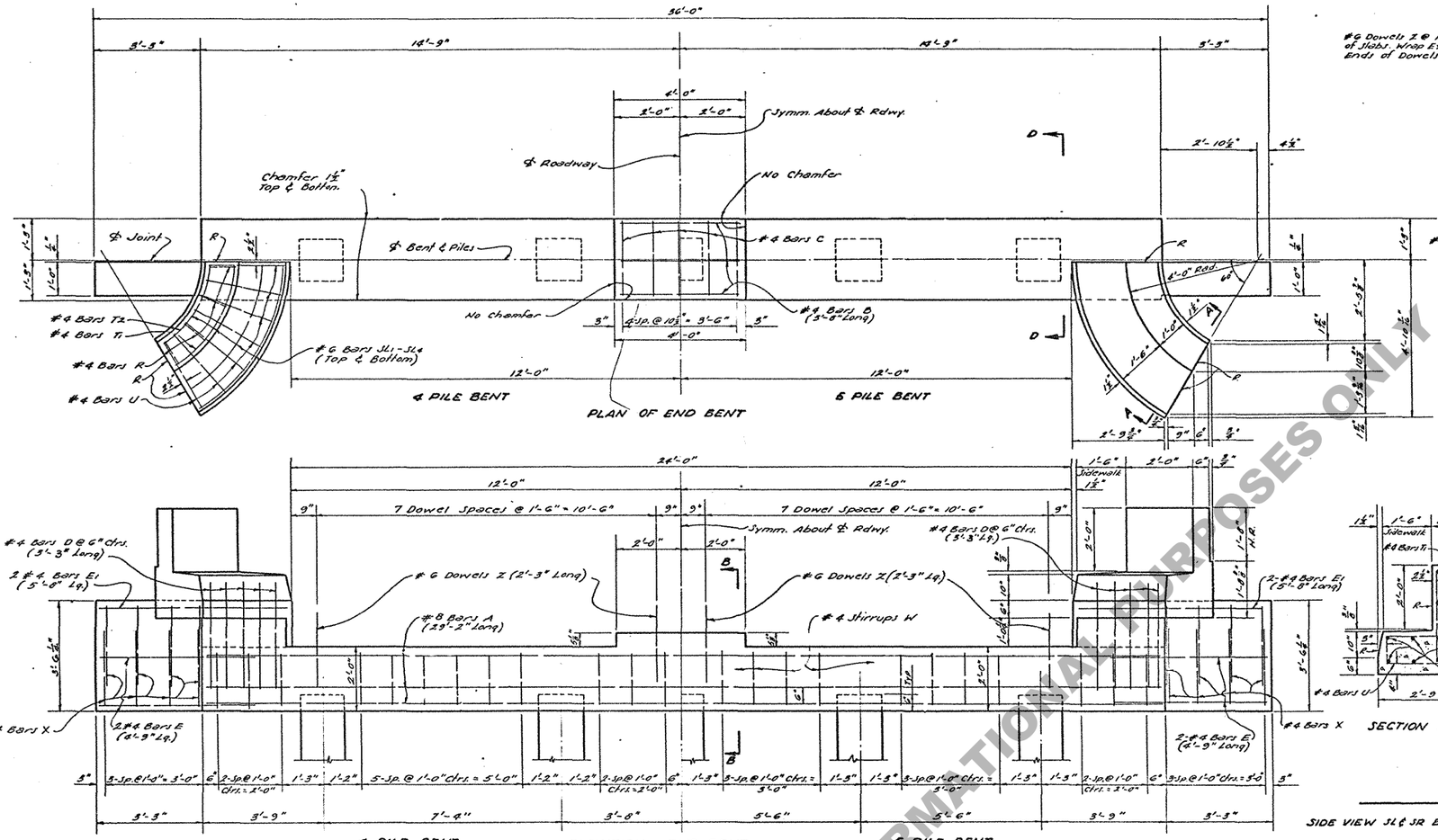

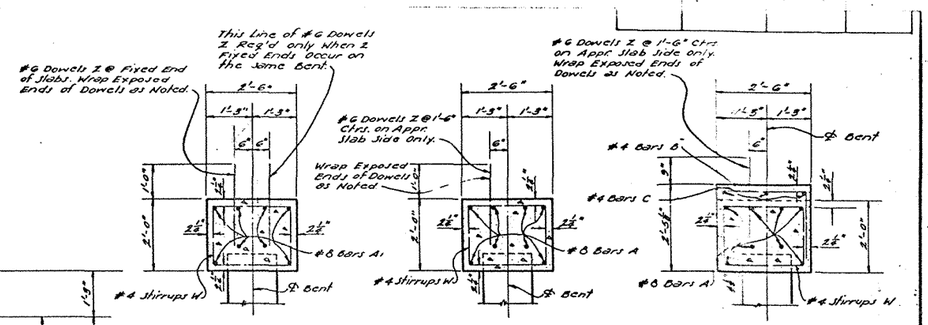

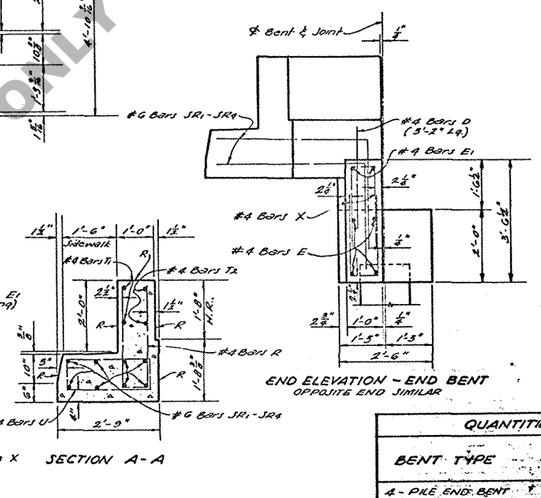

QUANTITIES & PILE LOADS			
BENT TYPE	CLASS "A" * CONCRETE (CU. YDS.)	DEF. REINF. STEEL (LBS.)	AVERAGE PILE LOAD (TONS)
4-PILE END BENT	8.37	1,241	29.7
5-PILE END BENT	8.34	1,251	23.2
4-PILE INTER. BENT	4.06	709	20.1
5-PILE INTER. BENT	4.04	752	23.2

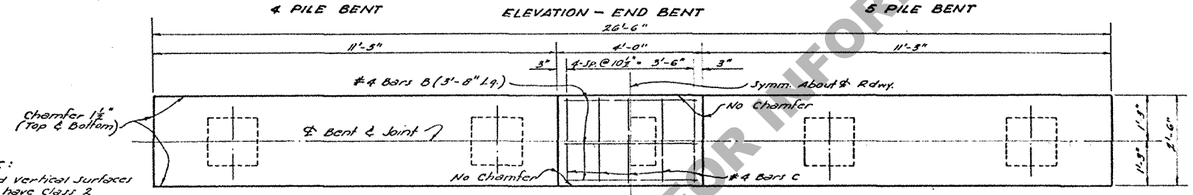

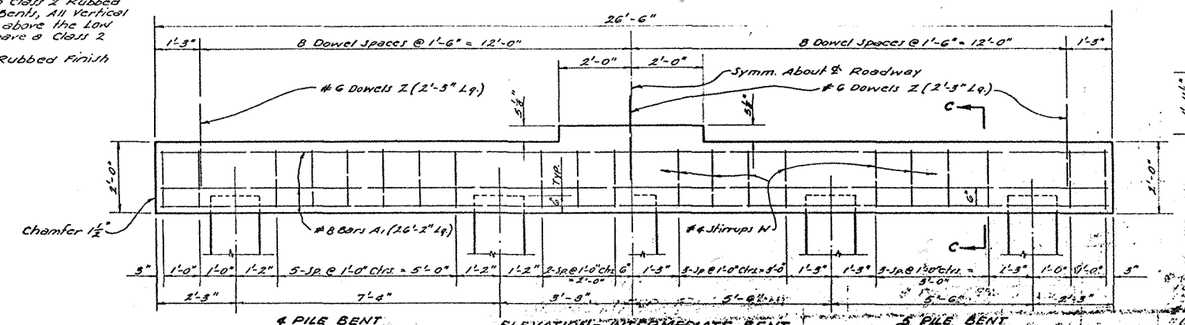

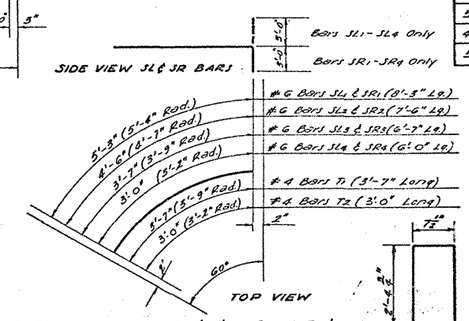

GENERAL NOTES CON'T:

On End Bents, All Exposed Vertical Surfaces and Chamfers on Cap to have Class 2 Rubbed Finish. All Exposed Surfaces on Wingwall, Beyond the Limits of the Edge of Bridge Slab to have a Class 2 Rubbed Finish. On Intermediate Bents, All Vertical Surfaces and Chamfers above the Low Water or Ground Line to have a Class 2 Rubbed Finish.
R — Denotes Class 2 Rubbed Finish Not otherwise Shown.

* Quantities computed on basis of 28 Pr. Precast Conc. Piles.
℄ To Provide for future extension of Bridge, End Bents are Designed for same load as intermediate bents.
* Add 37 lb. of Reinforcing Steel for each Dowel if Wrap 2 Fixed Ends occur on an intermediate Bent.

GENERAL NOTES:

CONSTRUCTION SPECIFICATIONS: Latest Approved by Dept. of Hwys. Standard Specifications.
DESIGN SPECIFICATIONS: A.A.S.H.O. Std. Specs. for Highway Bridges 1961 As Amended to Dec. 31, 1962.
LIVE LOAD: H15-44.
Reinforcing Bars Shall be Intermediate or Hard Grade, A.S.T.M. A15 or Rail Steel, A.S.T.M. A16, Conforming with ASTM A305.
Dimensions Relating to Reinforcing Steel are to Bar Centers.
All Concrete to be Class "A".
All Exposed Ends of #6 Dowels Z to be Wrapped with 2 Layers of 15# Tar Paper.
Glass Fiber Tubes made of Compressible Material not less than ½" thick may be Substituted.
For Details of Conc. Piles, See Standard Plan as Shown on Gen. Plan.
Concrete and Steel in Sidewalk Curb Flare and Handrail Flare are included in Bent Cap Quantities and are to be Paid for at Part. of Bent.
Chamfer All Exposed Corners ¾" unless otherwise Noted.
Tar Paper Wrappings to be Included in Price Bid for Class "A" Conc.

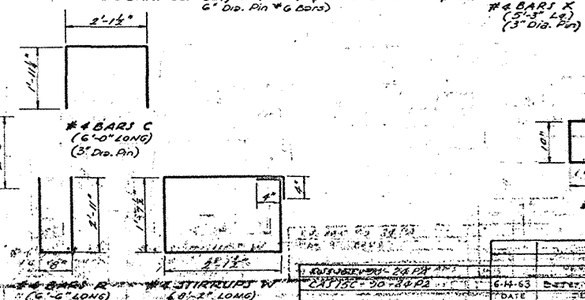

BENTS

STANDARD PLAN
PRECAST CONCRETE PILE BENTS
FOR 25'-0" CONCRETE SLAB SPANS
LIVE LOAD H15-44
24'-0" ROADWAY 1'-6" SIDEWALKS
DATED Aug. 27, 1963

STATE OF LOUISIANA
DEPARTMENT OF HIGHWAYS

DESIGNED | DETAILED | TRACED
CHECKED | CHECKED

BRIDGE DESIGN SECTION

BCSS15C-90-24PA

FOR INFORMATIONAL PURPOSES ONLY