STATE PROJECT	PARISH	SHEET NO.

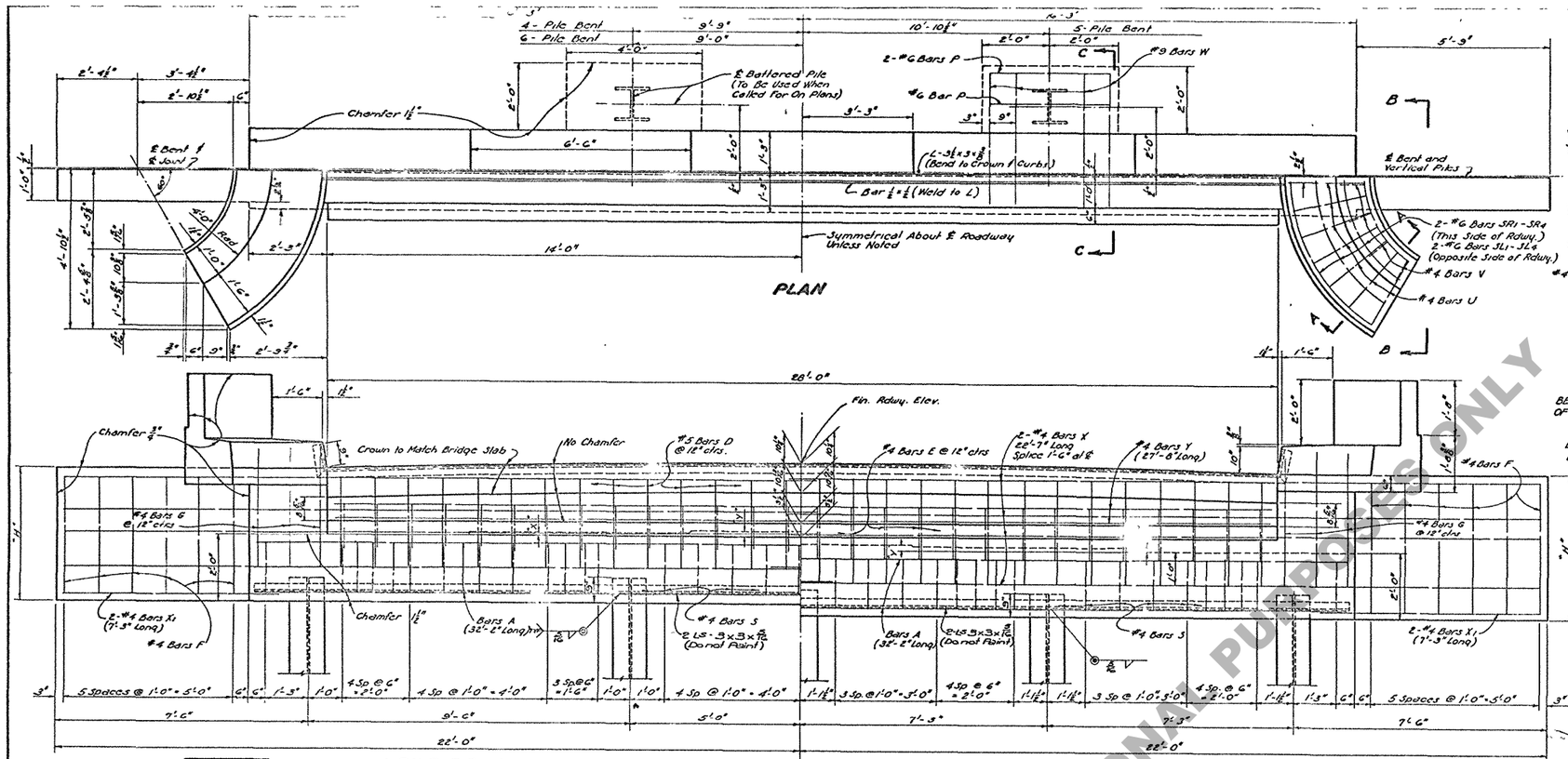

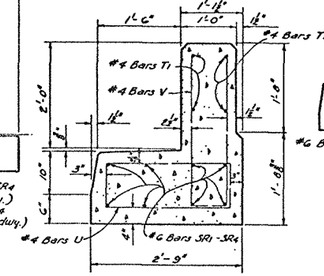

SECTION A-A

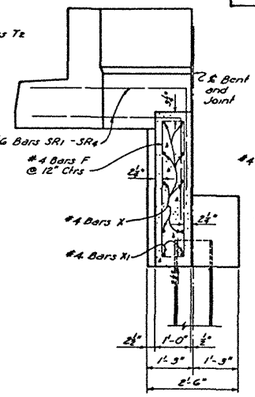

SECTION B-B

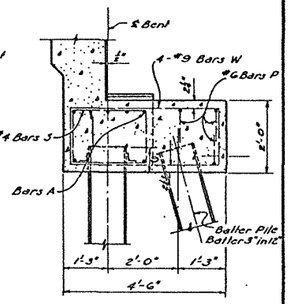

SECTION C-C
Showing Cap Reinforcing Only
TYPE 2

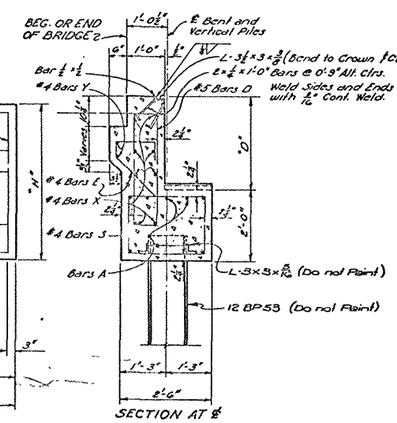

SECTION AT ℄
TYPE 1

TYPE OF END BENT REQUIRED			
END BENT	GROUND TO GRADE FEET	SUBSOIL	BATTER
TYPE 1	0-5	Poor	0
	0-8	Good	
TYPE 2	5-10	Poor	2
	8-16	Good	

END BENT QUANTITIES - DIMENSIONS - PILE LOAD

SPAN	DIMENSIONS "X"	"Y"	"D"	"H"	4-PILES SIZE OF "A" BARS	TYPE ONE CLASS "A" CONC.	ONE DEF. REIN. STEEL	TWO CLASS "A" CONC.	TWO DEF. REIN. STEEL	AV. PILE LOAD	5-PILES SIZE OF "A" BARS	TYPE ONE CLASS "A" CONC.	ONE DEF. REIN. STEEL	TWO CLASS "A" CONC.	TWO DEF. REIN. STEEL	AV. PILE LOAD	6-PILES SIZE OF "A" BARS	TYPE ONE CLASS "A" CONC.	ONE DEF. REIN. STEEL	TWO CLASS "A" CONC.	TWO DEF. REIN. STEEL	AV. PILE LOAD	FAB. CARBON STEEL	SPAN
FEET	IN.	IN	FT IN	FT IN		CU. YDS	LBS.	CU YDS	LBS	TONS		CU YDS	LBS.	CU. YDS	LBS.	TONS		CU. YDS	LBS.	CU YDS	LBS.	TONS	LBS.	FEET
25	1 5/16	2 3/16	2-8 3/16	4-6	#9	13.60	2045	14.18	2435	27.2													745	25
30	1 5/8	2 7/16	2-11 7/16	4-9	#10	14.06	2272	15.24	2662	30.8	#7	14.06	1757	15.24	2147	24.7							745	30
35	1 3/4	2 7/16	2-11 7/16	4-9½							#8	14.04	1903	15.22	2292	27.4	#7	14.04	1733	15.22	2123	22.9	745	35
40	1 3/4	2 7/16	3-2 7/16	5-0							#8	14.50	1920	15.68	2810	30.2	#8	14.50	1931	15.68	2281	25.1	745	40
45	1 3/4	2 7/16	3-5 3/16	5-3							#8	14.98	1941	16.11	2331	33.2	#8	14.98	1912	16.11	2302	27.7	745	45
50	1 3/8	2 3/16	3-8 1/16	5-6							#9	15.41	2128	16.59	2518	36.4	#8	15.41	1936	16.59	2326	30.3	745	50

GENERAL NOTES:
CONSTRUCTION SPECIFICATIONS: Latest approved La Dept. of Hwys Std Specs.
DESIGN SPECIFICATIONS: A.A.S.H.O. Std Specs. for Highway Bridges, 1953 as amended to Dec. 31, 1955.
Live Load: H20-S16-44 Modified
Reinforcement bars shall be Intermediate or Hard Grade, A.S.T.M. A15 or Rail Steel, A.S.T.M. A16.
All dimensions to reinforcing steel are to bar centers.

Concrete and Steel in SIDEWALK CURB FLARE and HANDRAIL FLARE are included in Bent Cap Quantities and are to be paid for as part of Bent.
Wing Walls are detailed for 44'-0" Crown.

To provide for future extension of Bridge the End Bent is designed for same loads as Inf. Bents

Volume of Fabricated Carbon Steel and Steel Bearing Piles in Concrete deducted in computing quantities. Structural Steel Sections used as Reinforcing in Cap classified as "Fabricated Carbon Steel". No paint required on angles used as Reinforcing and Steel Bearing Piles.

END BENTS

STANDARD PLAN
STEEL BEARING PILE BENTS
FOR 25' TO 50' I-BEAM SPANS
LIVE LOAD H20-S16-44 MODIFIED
28'-0" ROADWAY 1'-6" SIDEWALK
DATED Feb. 12, 1960

STATE OF LOUISIANA
DEPARTMENT OF HIGHWAYS
DESIGNED R. Rec. DETAILED R. Rec. TRACED D. Powers
CHECKED R. Bennington CHECKED E. G. McCoy CHECKED R. Rec.
BRIDGE DESIGN SECTION

DATE	DESCRIPTION	BY

REVISIONS

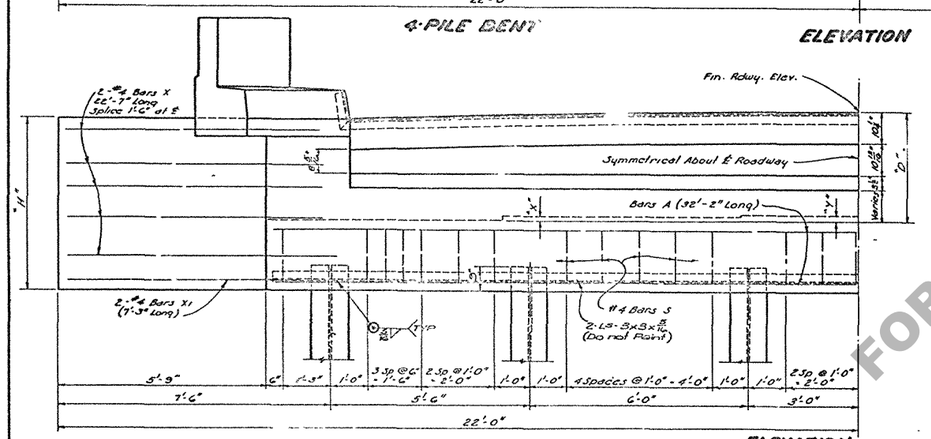

For Details Not Shown See 4 and 5 Pile Bents

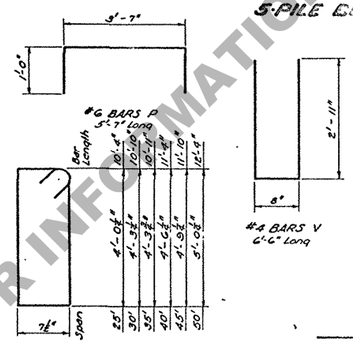

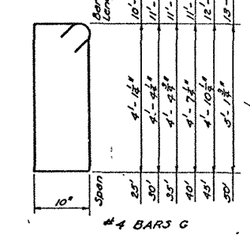

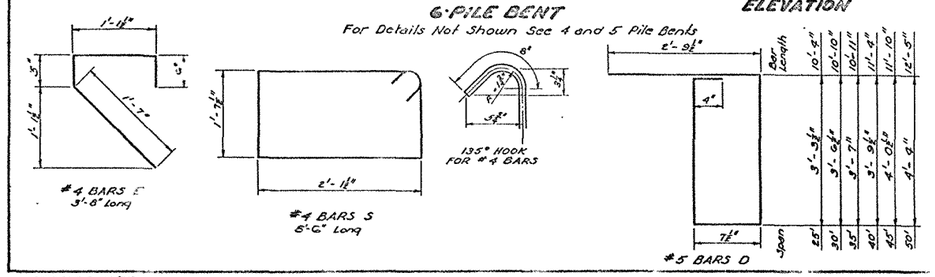

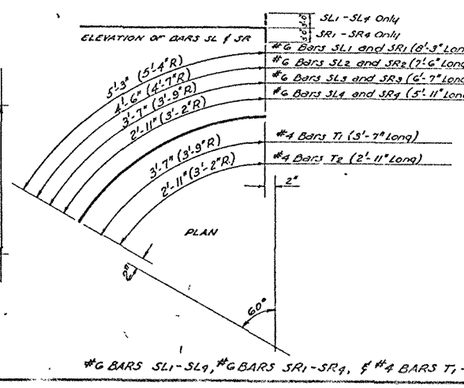

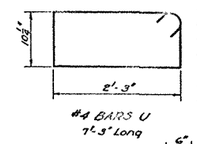

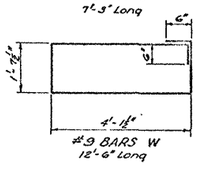

FOR INFORMATIONAL PURPOSES ONLY

BSC15C-90-28PXA