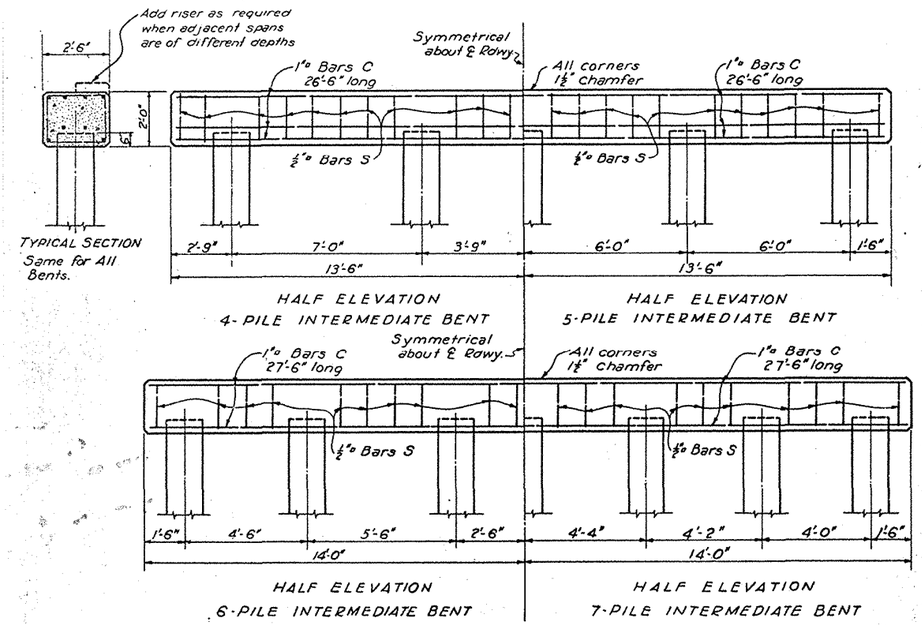

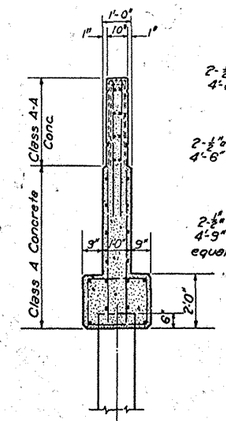

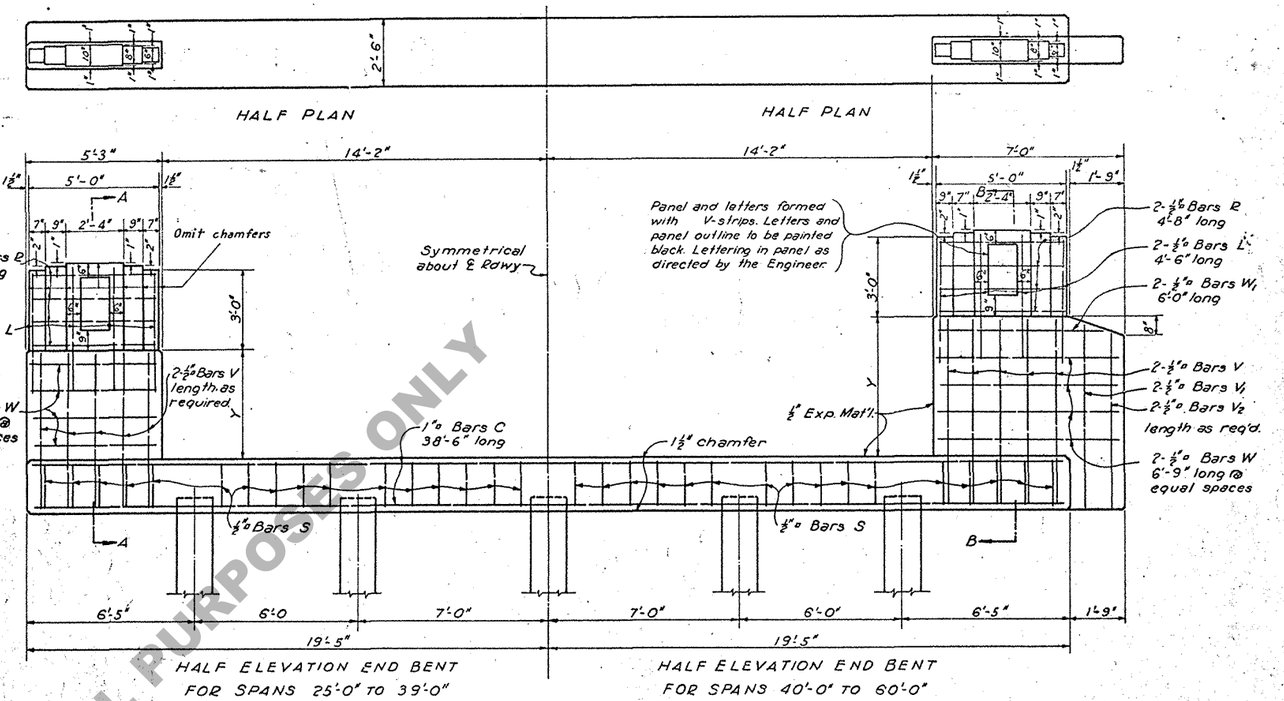

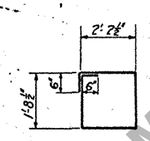

½"ø BARS S 8'-10" Long

TOTAL LENGTH OF ADJACENT SPANS FEET	No OF PILES PER BENT	LOAD PER PILE TONS	TOTAL LENGTH OF ADJACENT SPANS FEET	No OF PILES PER BENT	LOAD PER PILE TONS
50	4	21	110	6	31
55	4	23	115	6	32
60	4	26	120	6	33
65	4	28	121	7	28
70	4	30	125	7	29
75	4	32	130	7	30
80	5	28	135	7	31
85	5	30	140	7	32
90	5	31	40	4	18
95	5	38	45	4	20
96	6	28			
100	6	28			
105	6	30			

QUANTITIES FOR ONE INTERMEDIATE BENT

TYPE OF BENT	CLASS A CONC. CU. YDS.	REINF STEEL POUNDS
4-PILE BENT	4.90	886
5-PILE BENT	4.87	886
6-PILE BENT	5.03	898
7-PILE BENT	5.01	898

DIMENSIONS & QUANTITIES FOR ONE END BENT

SPAN FEET	Y FT. IN.	LOAD PER PILE TONS	CLASS AA CONCRETE CU. YDS.	CLASS A CONCRETE CU. YDS.	REINF STEEL LBS.	SPAN FEET
25	3-5½	14	0.83	8.41	1565	25
26	3-5¾	15	0.83	8.40	1565	26
27	3-6¼	15	0.83	8.50	1569	27
28	3-6½	15	0.83	8.50	1569	28
29	3-6⅞	15	0.83	8.51	1570	29
30	3-8⅜	16	0.83	8.51	1570	30
31	3-8½	16	0.83	8.51	1570	31
32	3-8⅞	16	0.83	8.51	1570	32
33	3-8⅞	16	0.83	8.51	1570	33
34	3-11¼	17	0.83	8.60	1574	34
35	3-11¼	17	0.83	8.60	1574	35
36	3-11⅜	17	0.83	8.40	1574	36
37	3-11⅝	17	0.83	8.60	1574	37
38	3-11½	18	0.83	8.61	1574	38
39	3-11½	18	0.83	8.61	1574	39
40	3-11⅞	19	0.83	9.35	1659	40
41	3-11⅞	19	0.83	9.35	1659	41
42	4-2¼	20	0.83	9.47	1664	42
43	4-2⅜	20	0.83	9.47	1664	43
44	4-2⅜	20	0.83	9.47	1664	44
45	4-2¾	20	0.83	9.48	1665	45
46	4-2¾	21	0.83	9.48	1665	46
47	4-2⅞	21	0.83	9.48	1665	47
48	4-2⅞	21	0.83	9.48	1665	48
49	4-2⅞	22	0.83	9.48	1665	49
50	4-5⅜	22	0.83	9.60	1670	50
51	4-5⅜	23	0.83	9.60	1670	51
52	4-5¾	23	0.83	9.61	1671	52
53	4-5¾	23	0.83	9.61	1671	53
54	4-5⅞	24	0.83	9.61	1671	54
55	4-5⅞	24	0.83	9.61	1671	55
56	4-8⅜	25	0.83	9.73	1676	56
57	4-8¾	25	0.83	9.74	1676	57
58	4-8¾	25	0.83	9.74	1676	58
59	4-8⅞	26	0.83	9.74	1677	59
60	4-8⅞	26	0.83	9.74	1677	60
20	3-3½	13	0.83	8.35	1663	20

GENERAL NOTES:

Specifications: Louisiana Highway Commission.
Dead Load: Actual weight of materials.
Live Load: H-15.
All concrete to be class A except as noted.
All exposed surfaces to have "Rubbed Finish."
All chamfers to be ¾" except as noted.
All reinforcing steel to be deformed bars, square twisted bars not considered as deformed.
All dimensions relating to reinforcing steel are to bar centers.
No direct payment will be made for reinforcing steel in piles.
The price bid per foot of piling shall include the cost of furnishing and placing all material for same.
14" square piles assumed in computing quantities.

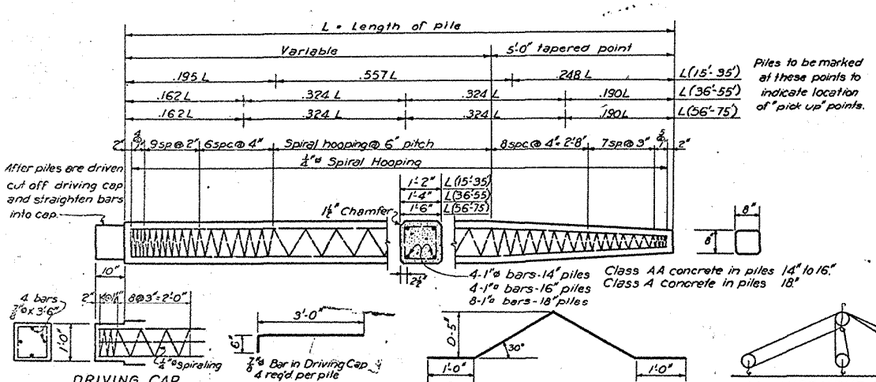

APPROXIMATE PILE QUANTITIES.

PILE LENGTHS	Driving Cap Total Concrete Cu. Yds.	Driving Cap Total Reinf. Steel Pounds	Variable Part per Lin. Ft. Concrete Cu. Yds.	Variable Part per Lin. Ft. Reinf. Steel Pounds	Tapered Point Total Concrete Cu. Yds.	Tapered Point Total Reinf. Steel Pounds
15' to 35'	0.031	36	.051	12	0.170	65
36' to 55'	0.031	38	.070	15	0.204	166*
56' to 75'	0.031	39	.083	29	0.250	236*

* Includes ⅞"ø bars at lifting points.

FOR INFORMATIONAL PURPOSES ONLY

Void 12-20-45

STANDARD PLAN
REINFORCED CONCRETE PILE BENTS
24'-0" ROADWAY 36'-0" ROADWAY CROWN
3:1 SIDE SLOPES SC 49
TO BE USED WITH STD. PLAN SC 33-SC 34-SC 35

DATE	DESCRIPTION	BY
4-29-38	75' Pile added	L.C.C.
3-22-38	Handrail Panel End Bent	L.C.C.
5-20-37	Dimensions "Y" and Quantities Corrected	L.D.B.
9-3-35	Dimensions "Y" & Quantities	R.O.

REVISIONS

LOUISIANA HIGHWAY COMMISSION
BATON ROUGE, LA. June 25 1935

DESIGNED [illegible] DETAILED [illegible] TRACED H.L.C.
CHECKED Rolinson CHECKED Rolinson CHECKED Rolinson
IN CHARGE OF [illegible] BRIDGE DESIGNING ENGINEER

C.S.-145