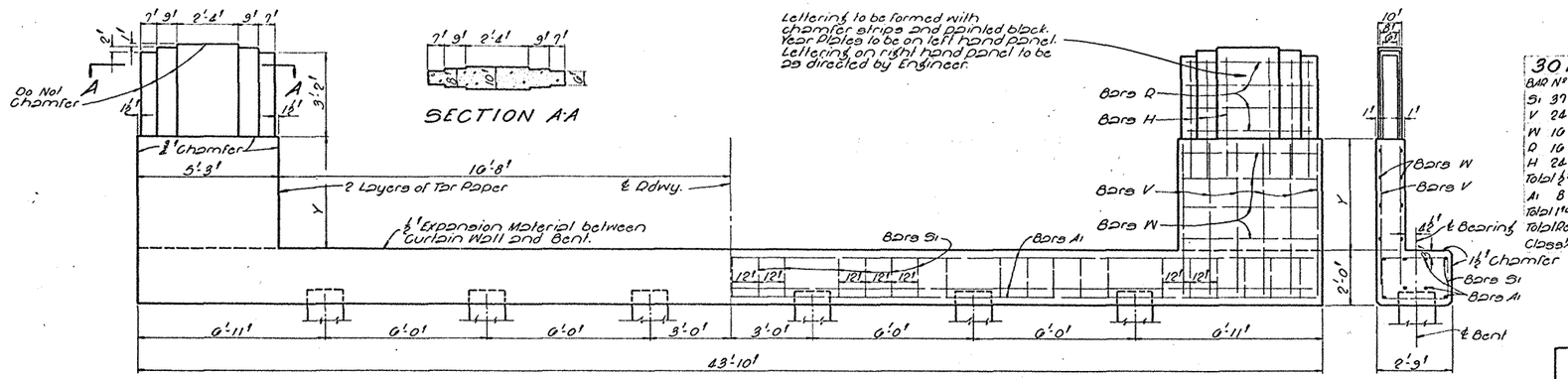


END BENT



SECTION A-A

## END BENTS ~ SPANS 30 TO 40 FT.

| 30 FT. SPAN | | | | | 32 FT. SPAN | | | | | 34 FT. SPAN | | | | | 36 FT. SPAN | | | | | 38 FT. SPAN | | | | | 40 FT. SPAN | | | | |
|---|---|---|---|---|---|---|---|---|---|---|---|---|---|---|---|---|---|---|---|---|---|---|---|---|---|---|---|---|---|
| BAR | Nº | SIZE | UNIT LGTH. | TOTAL LGTH. | BAR | Nº | SIZE | UNIT LGTH. | TOTAL LGTH. | BAR | Nº | SIZE | UNIT LGTH. | TOTAL LGTH. | BAR | Nº | SIZE | UNIT LGTH. | TOTAL LGTH. | BAR | Nº | SIZE | UNIT LGTH. | TOTAL LGTH. | BAR | Nº | SIZE | UNIT LGTH. | TOTAL LGTH. |
| S1 | 37 | ⅝" | 9'-0" | 333'-0" | S1 | 37 | ⅝" | 9'-0" | 333'-0" | S1 | 37 | ⅝" | 9'-0" | 333'-0" | S1 | 37 | ⅝" | 9'-0" | 333'-0" | S1 | 37 | ⅝" | 9'-0" | 333'-0" | S1 | 37 | ⅝" | 9'-0" | 333'-0" |
| V | 24 | 1 | 5'-9" | 138'-0" | V | 24 | 1 | 5'-9" | 138'-0" | V | 24 | 1 | 5'-10" | 140'-0" | V | 24 | 1 | 5'-11" | 142'-0" | V | 24 | 1 | 6'-0" | 144'-0" | V | 24 | 1 | 6'-2" | 148'-0" |
| W | 10 | 1 | 4'-11" | 78'-8" | W | 10 | 1 | 4'-11" | 78'-8" | W | 10 | 1 | 4'-11" | 78'-8" | W | 10 | 1 | 4'-11" | 78'-8" | W | 10 | 1 | 4'-11" | 78'-8" | W | 10 | 1 | 4'-11" | 78'-8" |
| R | 10 | 1 | 4'-8" | 74'-8" | R | 10 | 1 | 4'-8" | 74'-8" | R | 10 | 1 | 4'-8" | 74'-8" | R | 10 | 1 | 4'-8" | 74'-8" | R | 10 | 1 | 4'-8" | 74'-8" | R | 10 | 1 | 4'-8" | 74'-8" |
| H | 24 | 1 | 4'-8" | 112'-0" | H | 24 | 1 | 4'-8" | 112'-0" | H | 24 | 1 | 4'-8" | 112'-0" | H | 24 | 1 | 4'-8" | 112'-0" | H | 24 | 1 | 4'-8" | 112'-0" | H | 24 | 1 | 4'-8" | 112'-0" |
| Total ⅝" Bars | | | | 782'-4" | G24* | Total ⅝" Bars | | | 782'-4" | G20* | Total ⅝" Bars | | | 798'-4" | G28* | Total ⅝" Bars | | | 740'-4" | G29* | Total ⅝" Bars | | | 740'-4" | G31* | Total ⅝" Bars | | | 740'-4" | G34* |
| A1 | 8 | 1" | 43'-5" | 347'-4" | A1 | 8 | 1" | 43'-5" | 347'-4" | A1 | 8 | 1" | 43'-5" | 347'-4" | A1 | 8 | 1" | 43'-5" | 347'-4" | A1 | 8 | 1" | 43'-5" | 347'-4" | A1 | 8 | 1" | 43'-5" | 347'-4" |
| Total 1" Bars | | | | 347'-4" | 1181* | Total 1" Bars | | | 347'-4" | 1181* | Total 1" Bars | | | 347'-4" | 1181* | Total 1" Bars | | | 347'-4" | 1181* | Total 1" Bars | | | 347'-4" | 1181* | Total 1" Bars | | | 347'-4" | 1181* |
| Total Reinf. Steel | | | | 1805* | Total Reinf. Steel | | | | 1807* | Total Reinf. Steel | | | | 1809* | Total Reinf. Steel | | | | 1810* | Total Reinf. Steel | | | | 1812* | Total Reinf. Steel | | | | 1815* |
| Class "A" Conc. | | | | 11.20 Cu. Yds. | Class "A" Conc. | | | | 11.24 Cu. Yds. | Class "A" Conc. | | | | 11.27 Cu. Yds. | Class "A" Conc. | | | | 11.30 Cu. Yds. | Class "A" Conc. | | | | 11.33 Cu. Yds. | Class "A" Conc. | | | | 11.40 Cu. Yds. |

| SPAN | Y |
|---|---|
| 30 | 4'-1⅜" |
| 32 | 4'-2⅜" |
| 34 | 4'-3⅜" |
| 36 | 4'-4⅜" |
| 38 | 4'-5⅜" |
| 40 | 4'-7⅜" |

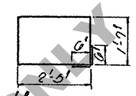


⅝" BAR S1
Length - 9'-0"

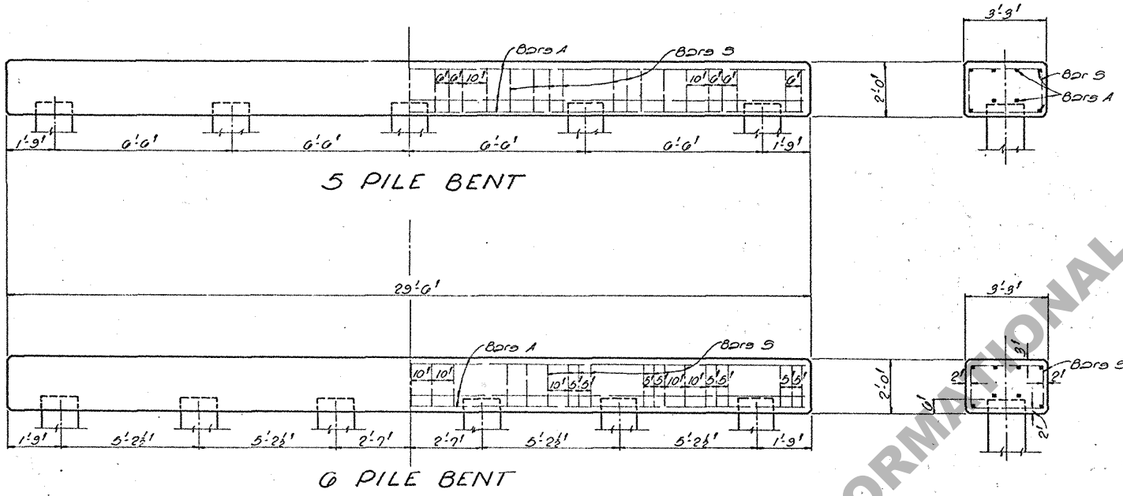


5 PILE BENT

6 PILE BENT

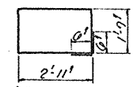


⅝" BAR S
Length - 10'-0"

## INTERMEDIATE BENT ~ 5 PILES

| BAR | SIZE | Nº | UNIT LENGTH | TOTAL LENGTH | LOCATION |
|---|---|---|---|---|---|
| S | ⅝" | 30 | 10'-0" | 300'-0" | Hoops in CDP |
| Total ⅝" Bars | | | | 300'-0" - 306 Pounds | |
| A | 1" | 8 | 29'-11" | 232'-8" | CDP |
| Total 1" Bars | | | | 232'-8" - 791 Pounds | |
| Total Reinforcing Steel | | | | - 1097 Pounds | |
| Total Class "A" Concrete | | | | - 6.94 Cu. Yds. | |

## INTERMEDIATE BENT ~ 6 PILES

| BAR | SIZE | Nº | UNIT LENGTH | TOTAL LENGTH | LOCATION |
|---|---|---|---|---|---|
| S | ⅝" | 37 | 10'-0" | 370'-0" | Hoops in CDP |
| Total ⅝" Bars | | | | 370'-0" - 315 Pounds | |
| A | 1" | 8 | 29'-11" | 232'-8" | CDP |
| Total 1" Bars | | | | 232'-8" - 791 Pounds | |
| Total Reinforcing Steel | | | | - 1106 Pounds | |
| Total Class "A" Concrete | | | | - 6.90 Cu. Yds. | |

## DESIGN LOAD, NUMBER AND SIZE OF PILES

| SPAN STD. C.G.1-20 | END BENT: Total Design Load in Tons | END BENT: Size & Number of Piles, & Av. Pile Load in Tons | INTERMEDIATE BENT: Total Design Load in Tons | INTERMEDIATE BENT: Size & Number of Piles, & Av. Pile Load in Tons |
|---|---|---|---|---|
| 30 | 144.2 | 14" Conc. 6 @ 24.0 Tons | 138.2 | 14" Conc. 5 @ 27.6 Tons |
| 32 | 147.7 | 14" Conc. 6 @ 24.6 | 145.4 | 14" Conc. 5 @ 29.1 |
| 34 | 151.5 | 14" Conc. 6 @ 25.2 | 150.0 | 14" Conc. 5 @ 30.0 |
| 36 | 155.0 | 14" Conc. 6 @ 25.8 | 159.9 | 16" Conc. 5 @ 32.0<br>14" Conc. 6 @ 26.6 |
| 38 | 159.0 | 14" Conc. 6 @ 26.5 | 167.8 | 16" Conc. 5 @ 33.6<br>14" Conc. 6 @ 28.0<br>18" Conc. 5 @ 35.4 |
| 40 | 163.5 | 14" Conc. 6 @ 27.2 | 176.9 | 16" Conc. 6 @ 29.5<br>14" Conc. 6 @ 29.5 |

Note: Max. Pile Loads Unless Otherwise Instructed By Br. Des. Sec.
14" Conc. Piles - 30 Tons.
16" Conc. Piles - 34 Tons.
18" Conc. Piles - 39 Tons.

GENERAL NOTES:-
Const. Specs: Latest approved La. Hwy. Dept. Std. Specs.
All dimensions to reinforcing are to bar ctrs.
Design Specs: La. Hwy. Commission 1940
Quantities computed assuming use of 16" Piling.
Cost of expansion material and tar paper to be included in price bid for other items.

| Date | Description | By |
|---|---|---|
| 7-8-49 | Note showing Max. Pile Loading | G.H. |
| 6-22-48 | Reference to pile lgths. omitted | G.H. |
| 1-46 | Gen. Notes & Std. Plan No. | |
| 5-42 | Pile Loading | S.A.H. |

REVISIONS

STANDARD PLAN
REINFORCED CONC. PILE BENTS
FOR R.C.O.G. SPANS
28'-0" CLEAR ROADWAY
TO BE USED WITH STD. PLAN C.G.1-20

LOUISIANA HIGHWAY COMMISSION
BATON ROUGE, LA. JANUARY 1941

DESIGNED Rowing | DETAILED R. Henry | TRACED J.H. Jackson
CHECKED R.L. Williams | CHECKED R.L. Williams | CHECKED R.L. Williams
IN CHARGE OF Frank A. Moyer | HEAD BRIDGE DESIGNER

(Old C-S-173) C-S-1-20

FOR INFORMATIONAL PURPOSES ONLY