PROJECT	PARISH	Nº

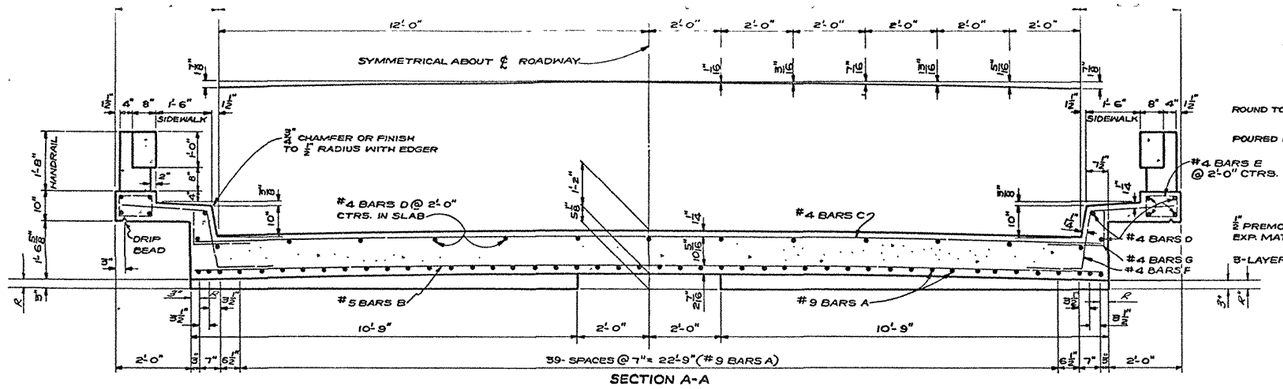

SECTION A-A

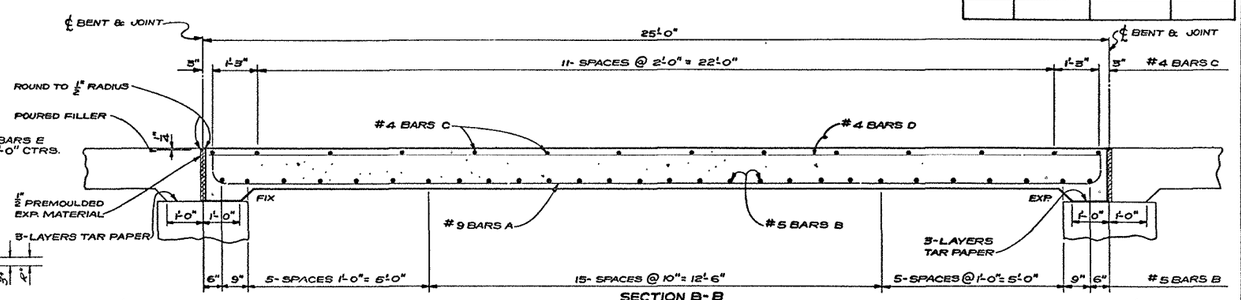

SECTION B-B

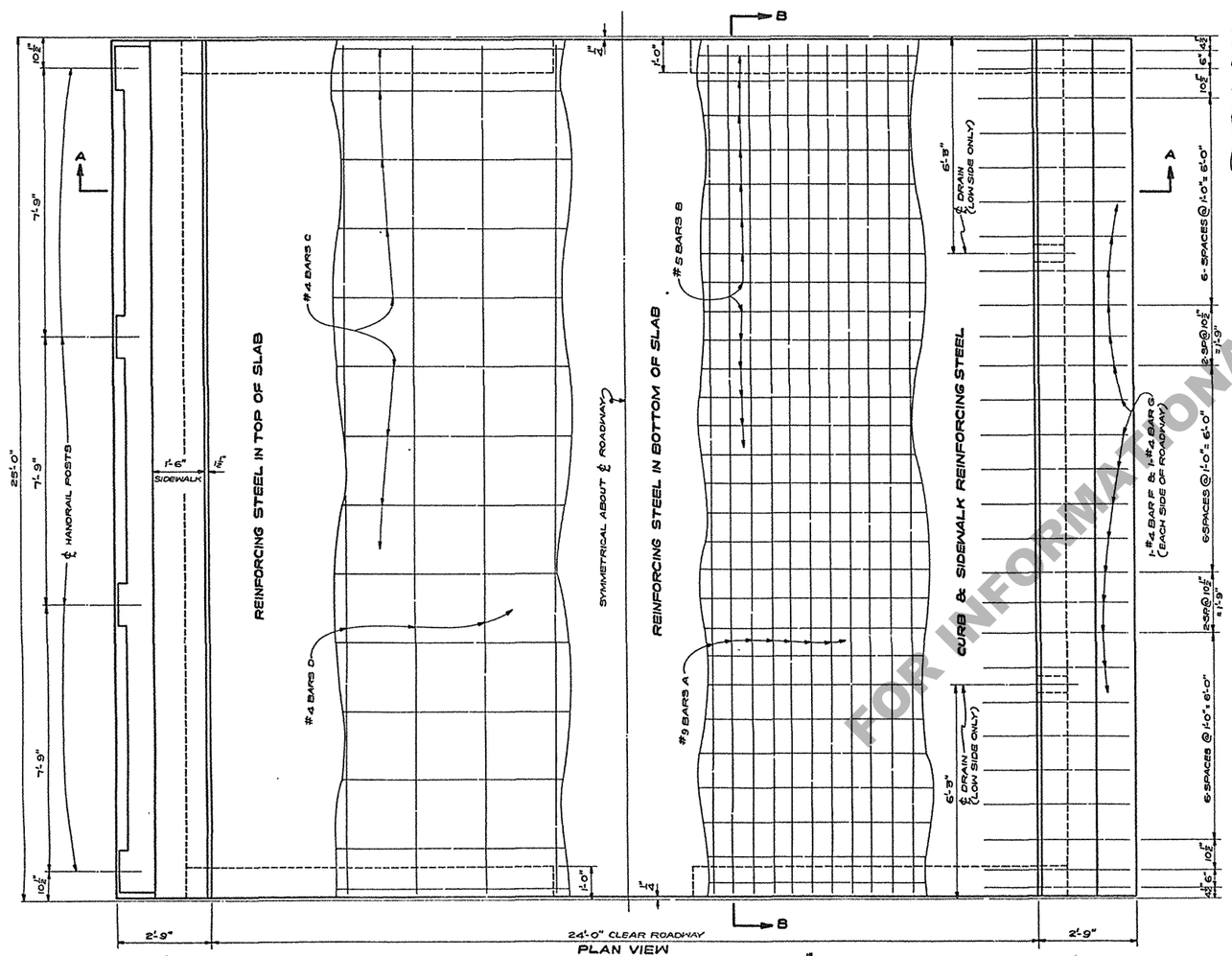

PLAN VIEW

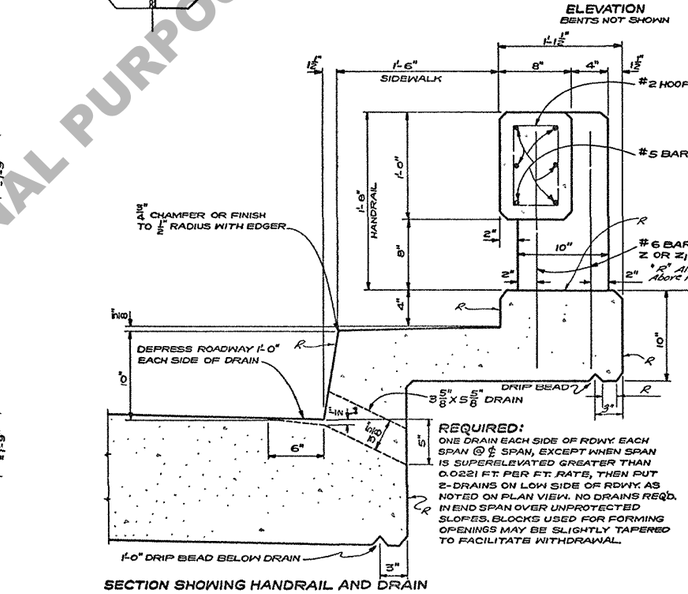

ELEVATION
BENTS NOT SHOWN

SECTION SHOWING HANDRAIL AND DRAIN

REQUIRED:
ONE DRAIN EACH SIDE OF RDWY EACH SPAN @ ℄ SPAN, EXCEPT WHEN SPAN IS SUPERELEVATED GREATER THAN 0.0221 FT. PER FT. RATE, THEN PUT 2-DRAINS ON LOW SIDE OF RDWY AS NOTED ON PLAN VIEW. NO DRAINS REQD. IN END SPAN OVER UNPROTECTED SLOPES. BLOCKS USED FOR FORMING OPENINGS MAY BE SLIGHTLY TAPERED TO FACILITATE WITHDRAWAL.

BILL OF MATERIALS FOR ONE SPAN					
BAR	SIZE	Nº	UNIT LENGTH	TOTAL LENGTH	LOCATION
A	#9	46	25'-10"	1188'-4"	BOTTOM OF SLAB
TOTAL #9 BARS = 1188'-4" = 4040 LBS.					
B	#5	28	25'-2"	704'-8"	BOTTOM OF SLAB
TOTAL #5 BARS = 704'-8" = 735 LBS.					
C	#4	14	25'-2"	352'-4"	TOP OF SLAB
D	#4	25	24'-7"	614'-7"	TOP OF SLAB & CURBS
E	#4	26	3'-7"	93'-2"	STIRRUPS IN S.W. CURB
F	#4	54	5'-6"	297'-0"	CURB
G	#4	54	2'-4"	126'-0"	CURB
TOTAL #4 BARS = 1483'-1" = 991 LBS.					
TOTAL DEFORMED REINFORCING STEEL = 5766 LBS.					
TOTAL CLASS "A" CONCRETE = 31.73 CU. YDS.					
TOTAL CONCRETE HANDRAIL = 49.00 LIN. FT.					

GENERAL NOTES:
CONSTRUCTION SPECIFICATIONS: LATEST APPROVED LA. DEPT. OF HIGHWAYS STANDARD SPECIFICATIONS.
DESIGN SPECIFICATIONS: A.A.S.H.O. 1957.
LIVE LOAD: H15-44.
ALL CONCRETE TO BE CLASS "A".
EXPOSED CORNERS TO HAVE 3/4" CHAMFER.
REINFORCEMENT BARS SHALL BE INTERMEDIATE OR HARD GRADE, A.S.T.M. A15 OR RAIL STEEL, A.S.T.M. A16 CONFORMING WITH A.S.T.M. A305.
DIMENSIONS RELATING TO REINFORCING STEEL ARE TO BAR CENTERS.
1/2" PREMOULDED EXPANSION MATERIAL, POURED FILLER AND TAR PAPER TO BE INCLUDED IN PRICE BID FOR CLASS "A" CONCRETE.
CONCRETE AND REINFORCING STEEL IN HANDRAIL ON SLAB SPAN TO BE PAID FOR PER LIN. FT. OF CONCRETE HANDRAIL. THIS INCLUDES BARS Z AND Z1.
R—DENOTES CLASS 2 RUBBED FINISH.

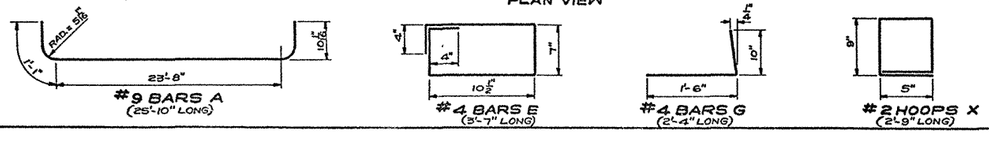

#9 BARS A (25'-10" LONG) — #4 BARS E (3'-7" LONG) — #4 BARS G (2'-4" LONG) — #2 HOOPS X (2'-9" LONG)

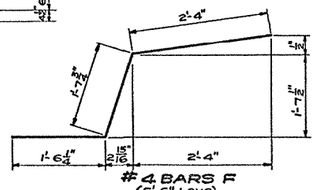

#4 BARS F (5'-6" LONG)

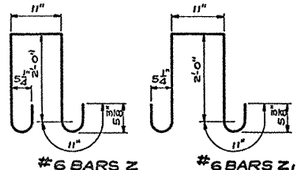

#6 BARS Z (6'-9" LONG) — #6 BARS Z1 (6'-9" LONG)

DATE	DESCRIPTION	BY
11-1-61	Rubbing Notes	JLJ

REVISIONS

STANDARD PLAN
25'-0" CONC. SLAB SPAN
LIVE LOAD H15-44
24'-0" ROADWAY — 1'-6" SIDEWALKS
90° CROSSING — PARABOLIC CROWN
DATED JAN. 28, 1959

STATE OF LOUISIANA
DEPARTMENT OF HIGHWAYS

DESIGNED Conway Lusk — DETAILED [illegible] — TRACED A. Adcock
CHECKED M. Rawdales — CHECKED K. Kinn — CHECKED [illegible]

BRIDGE DESIGN SECTION

CFS15C-90-24PA

FOR INFORMATIONAL PURPOSES ONLY