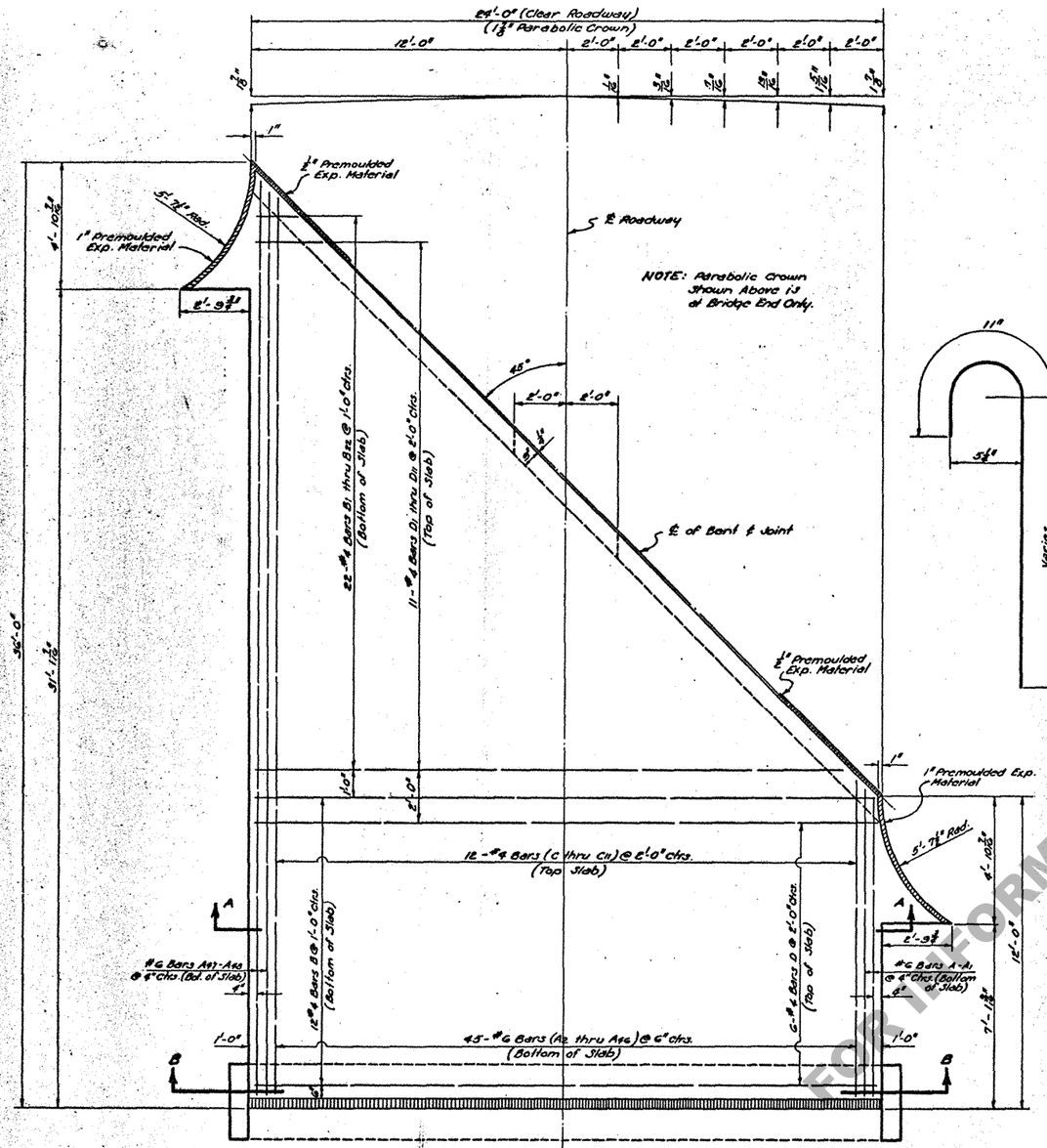

PLAN
(SHOWING REINFORCING IN TOP AND BOTTOM OF SLAB)

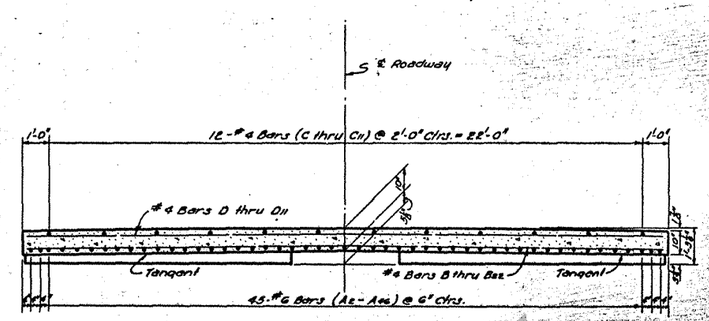

SECTION A-A

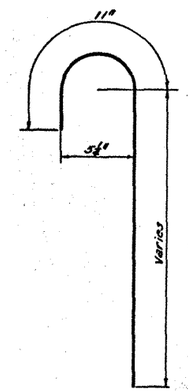

DETAIL #6 BARS A-A46
(APPR.-SLAB WITH 4" EXPANSION JOINT)
(APPR. SLAB WITH NO JOINT)

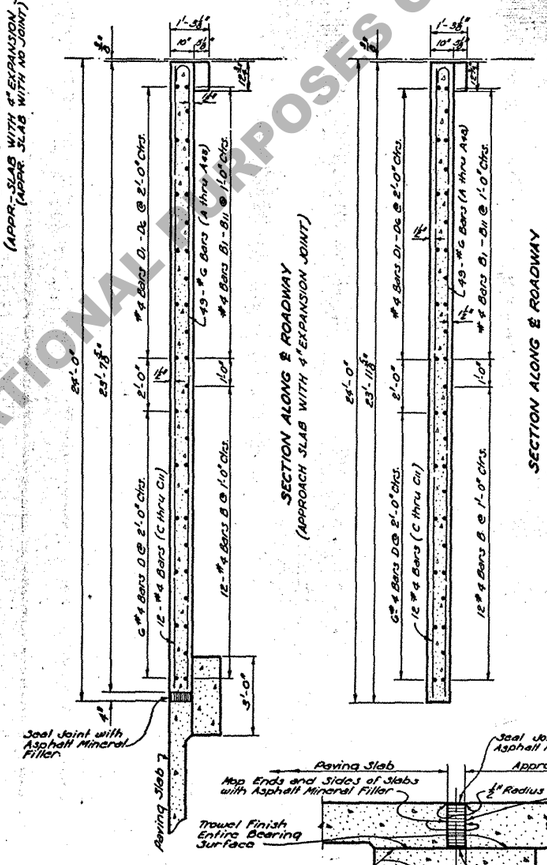

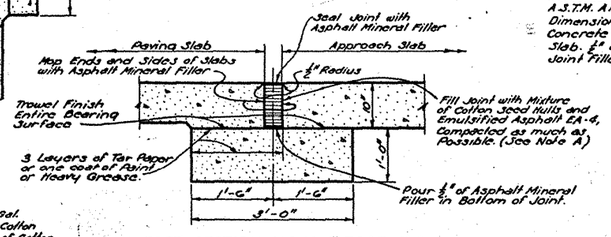

PART SECTION ALONG ℄ ROADWAY
(APPROACH SLAB WITH 4" EXPANSION JOINT)

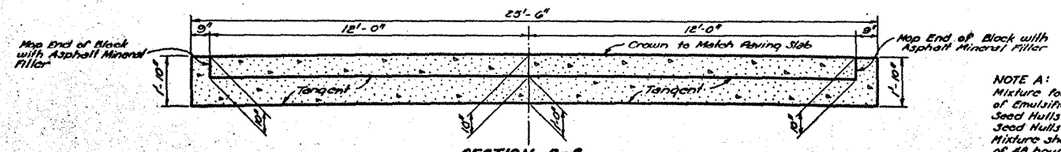

SECTION B-B
REINFORCING STEEL NOT SHOWN
(APPROACH SLAB WITH 4" EXPANSION JOINT)

NOTE A:
Mixture for Filler shall be Approx. 0.3 Gal. of Emulsified Asphalt EA-4 per Cu. Ft. of Cotton Seed Hulls Measured Loose. One Cu. Ft. of Cotton Seed Hulls Measured Loose Weighs Approx. 10.5 Lbs. Mixture shall be permitted to age a mimimun of 48 hours before placing in joint.

QUANTITIES (ONE SLAB) (NO JOINT) ϕ							
BAR	SIZE	Nº	SHORT BAR	VAR.	LONG BAR	TOTAL LENGTH	LOCATION
A - A1	#6	1 ea.	12'-7"	4"	12'-11"	25'-6"	Longitudinal - Bottom of Slab
A2 - A46	#6	1 ea.	13'-3"	6"	35'-3"	1031'-3"	Longitudinal - Bottom of Slab
A47 - A10	#6	1 ea.	35'-7"	4"	35'-11"	71'-6"	Longitudinal - Bottom of Slab
TOTAL #6 BARS = 1188'-3" = 1785 LBS.							
B	#4	12			23'-8"	284'-0"	Transverse - Bottom of Slab
B1 - B22	#4	1 ea.	1'-9"	1'-0"	22'-9"	265'-6"	Transverse - Bottom of Slab
C - C11	#4	1 ea.	12'-6"	2'-0"	34'-6"	232'-0"	Longitudinal - Top of Slab
D	#4	6			23'-8"	142'-0"	Transverse - Top of Slab
D1 - D11	#4	1 ea.	2'-8"	2'-0"	22'-8"	139'-4"	Transverse - Top of Slab
TOTAL #4 BARS = 1116'-10" = 746 LBS.							
DEFORMED REINFORCING STEEL							= 2531 LBS.
CONCRETE APPROACH SLAB							= 69.69 SQ. YDS.

ϕ To be used only when Adjoining Surfacing is to be Gravel or Bituminous Treatment.

QUANTITIES (ONE SLAB) (4" EXP. JOINT) *							
BAR	SIZE	Nº	SHORT BAR	VAR.	LONG BAR	TOTAL LENGTH	LOCATION
A - A1	#6	1 ea.	12'-3"	4"	12'-7"	24'-10"	Longitudinal - Bottom of Slab
A2 - A46	#6	1 ea.	12'-11"	6"	34'-11"	1076'-3"	Longitudinal - Bottom of Slab
A47 - A46	#6	1 ea.	35'-3"	4"	35'-7"	70'-10"	Longitudinal - Bottom of Slab
TOTAL #6 BARS = 1171'-11" = 1760 LBS.							
B	#4	12			23'-8"	284'-0"	Transverse - Bottom of Slab
B1 - B22	#4	1 ea.	1'-9"	1'-0"	22'-9"	265'-6"	Transverse - Bottom of Slab
C - C11	#4	1 ea.	12'-2"	2'-0"	34'-2"	278'-0"	Longitudinal - Top of Slab
D	#4	6			23'-8"	142'-0"	Transverse - Top of Slab
D1 - D11	#4	1 ea.	2'-8"	2'-0"	22'-8"	139'-8"	Transverse - Top of Slab
TOTAL #4 BARS = 1112'-10" = 743 LBS.							
DEFORMED REINFORCING STEEL						=	2503 LBS.
CONCRETE APPROACH SLAB						=	63.80 SQ. YDS.
CLASS "A" CONCRETE (BLOCK ONLY)						=	2.97 CU. YDS.
⊗ APPROACH SLAB EXP. FILLER						=	6.67 CU. FT.

* To be used only when Adjoining Surfacing is to be Concrete Pavement.
⊗ No Direct Pavement.

GENERAL NOTES:
CONSTRUCTION SPECIFICATIONS: Latest Approved La. Dept. of Highways Standard Specifications.
DESIGN SPECIFICATIONS: A.A.S.H.O. 1953 as Amended to Dec. 31, 1955.
Reinforcement Bars shall be Intermediate, Structural or Hard Grade A.S.T.M. A15 or Rail Steel A.S.T.M. A16 conforming to A.S.T.M. A305.
Dimensions Relating to Reinforcing Steel are to Bar Centers.
Concrete to be Class "A" or maybe same Mix as Adjoining pavement Slab. 1/2" and 1" Premoulded Expansion Material and Appr. Slab Expansion Joint Filler to be included in Price Bid for Concrete Approach Slab.

DISCARD
REPLACED BY MAT FILM AS-45-24 P1
RDG 6-27-58

STANDARD PLAN
24'-0" REINF. CONC. APPR. SLAB
45° CROSSING 24'-0" ROADWAY
TO BE USED WITH STD. PLAN C.F.S 10-15 &
C.S. 209-15

DATED Mar. 27, 1957

DATE	DESCRIPTION	BY

REVISIONS

STATE OF LOUISIANA
DEPARTMENT OF HIGHWAYS

DESIGNED	DETAILED Valenti	TRACED E. Hinkley
CHECKED	CHECKED Malmos	CHECKED Valenti

BRIDGE DESIGN SECTION

FOR INFORMATIONAL PURPOSES ONLY