General Notes

Louisiana Highway Commission Specifications to govern. Concrete to be Class 'A'. All dimensions to reinforcing steel are to Bar centers. Bar splices are allowed only where shown. All exposed corners to have 1½" chamfer unless noted. All exposed concrete to have 'Rubbed Finish'.

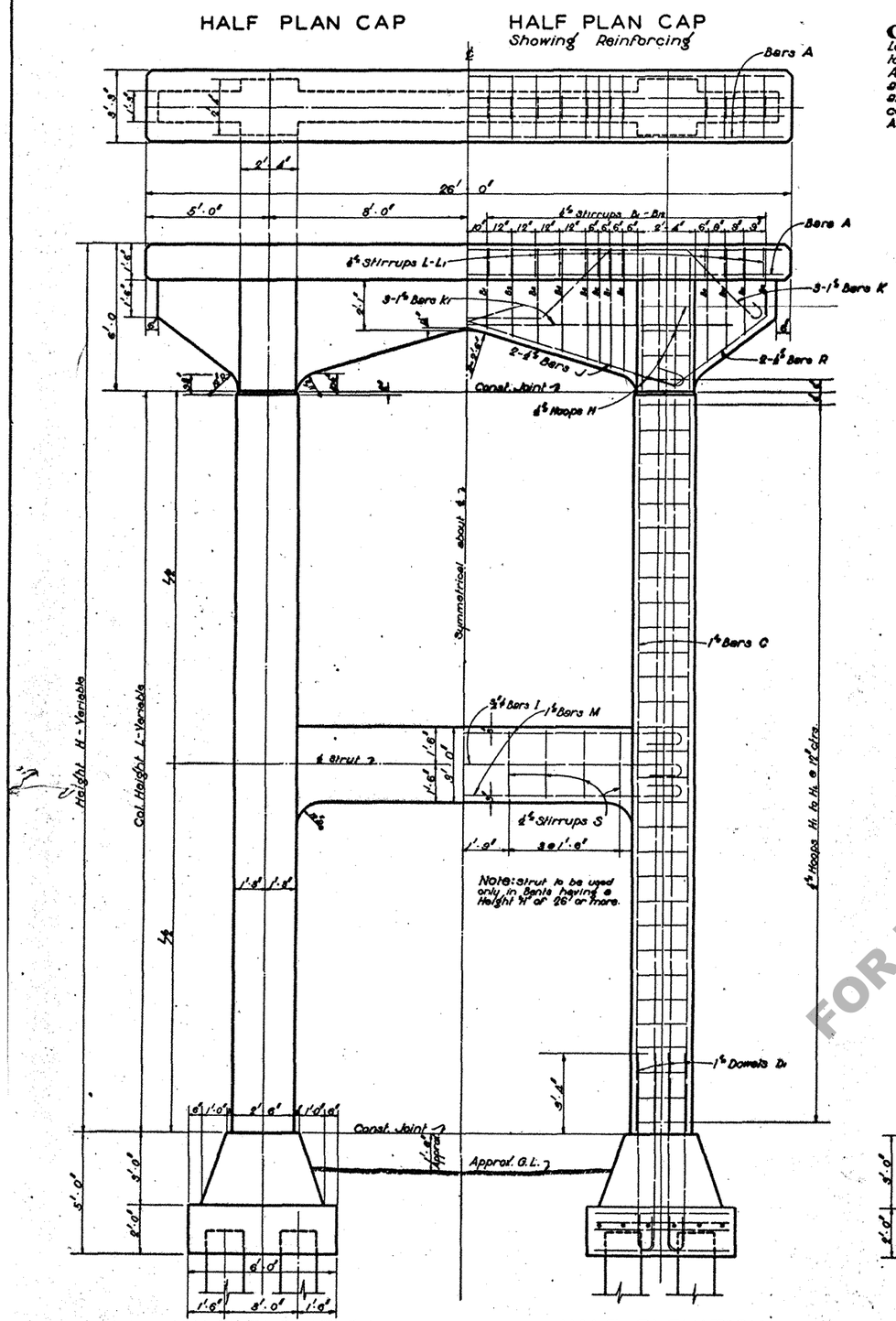

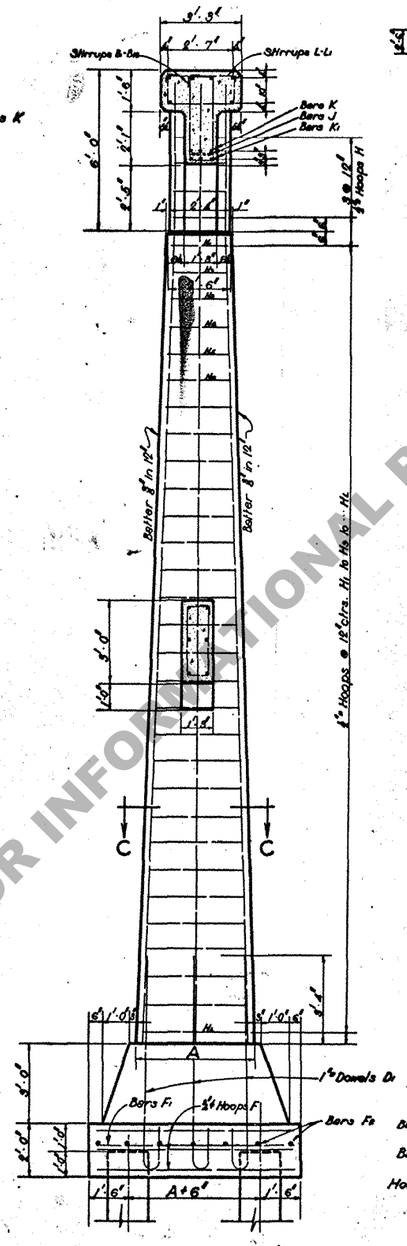

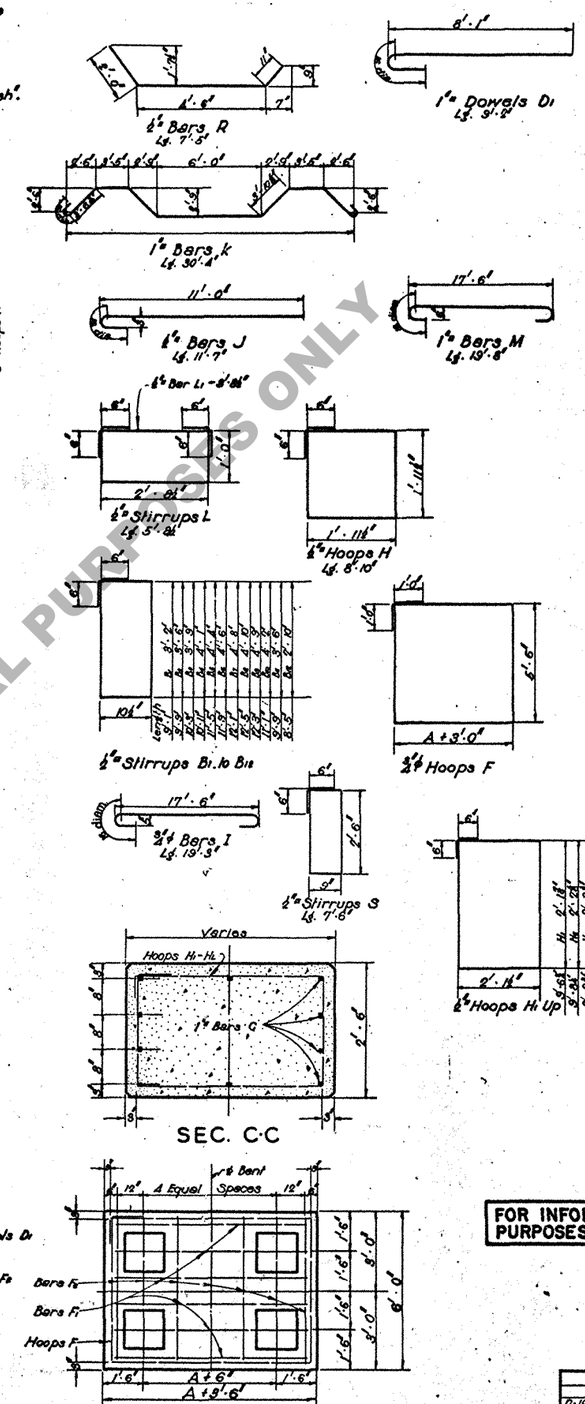

REINFORCING STEEL IN ONE BENT				
Mark	Nº	Size	Length	Location
A	6	1¼"	25'-6"	Long. in Cap
B₁	2	"	9'-1"	Stirrups in Cap
B₂	2	"	9'-9"	"
B₃	2	"	10'-3"	"
B₄	2	"	10'-11"	"
B₅	2	"	11'-5"	"
B₆	2	"	11'-9"	"
B₇	2	"	12'-1"	"
B₈	2	"	12'-5"	"
B₉	2	"	12'-3"	"
B₁₀	2	"	11'-1"	"
B₁₁	2	"	9'-9"	"
B₁₂	2	"	8'-5"	"
R	4	"	7'-5"	Cap Overhang
H	8	"	8'-10"	Columns
H₁-H₁₁	2ea.	"	Varies	"
L	24	"	5'-8½"	Cap
J	4	"	11'-7"	"
L₁	24	"	3'-8½"	"
S	9	"	7'-6"	Strut
D₁	20	1¼"	9'-2"	Column to Footing
C	20	"	H-6"	Columns
K	3	"	30'-4"	Cap
K₁	3	"	21'-6"	"
F	6	¾" ϕ	19'-0"+2A	Footing
M	4	1¼"	19'-8"	Strut
F₁	12	¾" ϕ	A+3'-0"	Footing
F₂	14	"	5'-6"	"
I	2	"	19'-3"	Strut

QUANTITIES			
H Bent Ht.	A	Class A Concrete Cu. Yds.	Reinf. Steel Lbs.
40'-0"	4'-7½"	45.94	6067
38'-0"	4'-6"	44.03	5890
36'-0"	4'-4½"	42.16	5694
34'-0"	4'-3"	40.34	5509
32'-0"	4'-1½"	38.57	5325
30'-0"	4'-0"	36.84	5141
28'-0"	3'-10½"	35.16	4959
26'-0"	3'-9"	33.53	4777
24'-0"	3'-7½"	30.05	4213
22'-0"	3'-6"	28.50	4033
20'-0"	3'-4½"	27.01	3854
18'-0"	3'-3"	25.56	3676
16'-0"	3'-1½"	24.16	3498
14'-0"	3'-0"	22.80	3322
12'-0"	2'-10½"	21.49	3146
10'-0"	2'-9"	20.23	2971

Concrete Quantities shown are for 14" Piles deducted. For 16" Piles, deduct 0.13 cu.yds. from above Quan. For 18" " " 0.27 " " " " " " " When Timber Piles are used, add .40 cu.yds. to quantities shown then subtract actual cu.yds. occupied by piles used.

FOR INFORMATIONAL PURPOSES ONLY

FOR INFORMATIONAL PURPOSES ONLY

DATE	DESCRIPTION	BY
7-19-37	Revised Steel Quan.	
1-14-37	Relocated - Rev. Cap & Quan.	

REVISIONS

STANDARD PLAN

REINF. CONCRETE COL. BENT FOR STD. R.C. DECK GIRDER SPANS OF 32 TO 40 FT. – 24 RDWY

LOUISIANA HIGHWAY COMMISSION

BATON ROUGE, LA. May 1931

DESIGNED L.D.B. DETAILED L.D.B. TRACED
CHECKED P.L. CHECKED P.L. CHECKED
IN CHARGE OF Charles A. Myers BRIDGE DESIGNING ENGINEER

DN	3/8 (4)
PROJECT	9-10-29
PARISH	RAPIDES
SHEET Nº	