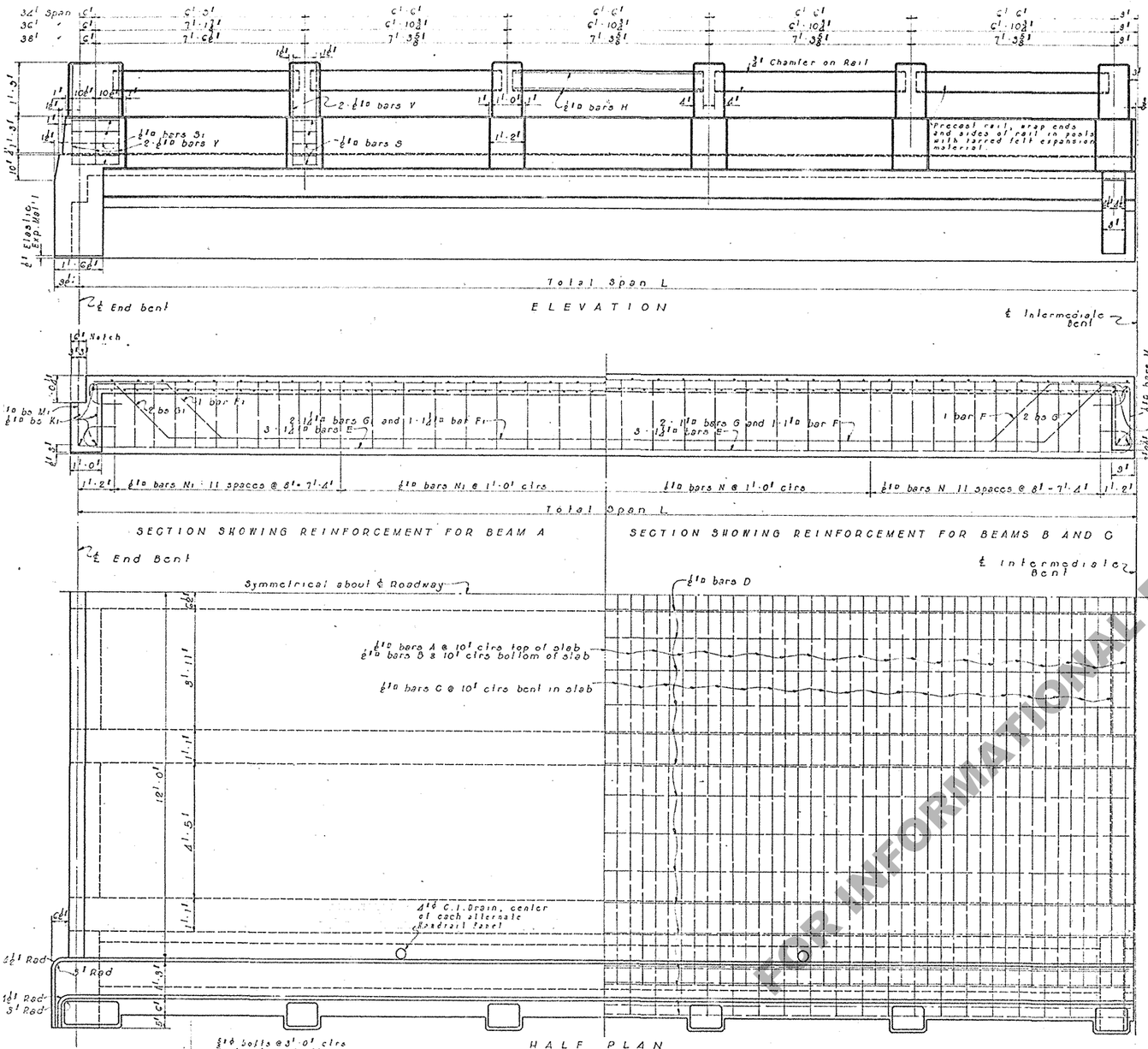

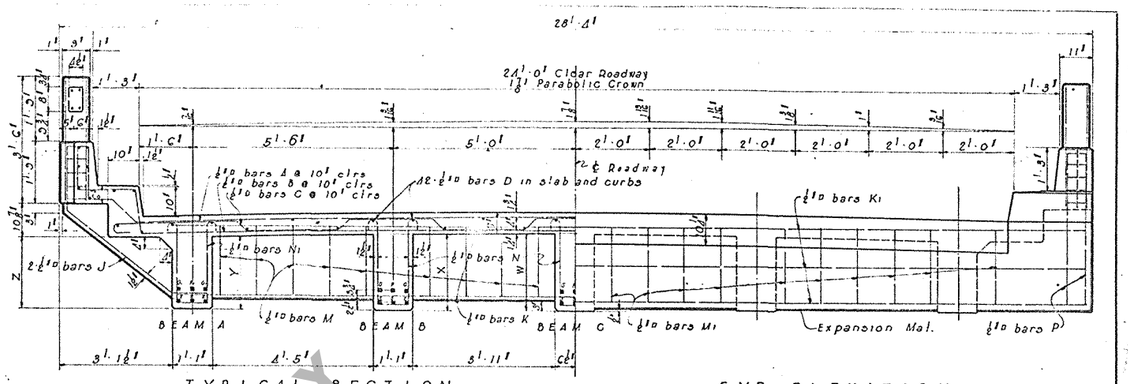

TYPICAL SECTION
Showing Curtain Wall of Intermediate Bents

END ELEVATION
Showing Curtain Wall at End Bents

DIMENSIONS AND QUANTITIES											
TOTAL SPAN FEET	DIMENSIONS W	X	Y	Z	COMPLETE SPAN C.I. 14.4" Conc. Cu. Yds.	Steel Pounds	ABUT. SPAN C.I. 14.4" Conc. Cu. Yds.	Steel Pounds			
34	2'-1"	2'-0 5/8"	1'-11 1/8"	1'-11 1/8"	43.07	11607	40.95	11368			
36	2'-3"	2'-2 5/8"	1'-2"	1'-2"	46.93	12231	44.58	12070			
38	2'-5"	2'-4 5/8"	2'-2"	2'-2"	50.50	12955	48.35	12742			

BILL OF REINFORCING STEEL								
Mark	Size	34'-0" Span No.	Unit Lgt.	36'-0" Span No.	Unit Lgt.	38'-0" Span No.	Unit Lgt.	LOCATION
A	1/2" ϕ	40	30'-4"	42	30'-4"	44	30'-4"	Top of Slab
B	"	40	31'-9"	42	31'-9"	44	31'-9"	Bottom of Slab
C	"	39	27'-6"	42	27'-6"	44	27'-6"	Bent in Slab
D	"	42	33'-3"	42	35'-3"	42	37'-3"	Longitudinal in Slab
J	"	4	6'-4"	4	6'-5"	4	6'-7"	Bracket at Inter. bent
K	"	4	21'-9"	4	21'-9"	4	21'-9"	Curtain Wall at Int. bent
M	"	18	5'-5"	18	5'-9"	18	6'-1"	"
K1	"	5	28'-0"	5	28'-0"	5	28'-0"	Curtain Wall at End bent
M1	"	20	5'-0"	20	5'-4"	20	5'-8"	"
P	"	4	9'-2"	4	9'-6"	4	9'-10"	"
H	"	40	6'-0"	40	6'-5"	40	6'-9"	Handrail
V	"	As shown	3'-4"	As shown	3'-4"	As shown	3'-4"	Handrail Post
S	"	"	3'-7"	"	3'-7"	"	3'-7"	Inter. Post base
S1	"	"	5'-1"	"	5'-1"	"	5'-1"	Post base at end bent
Y	"	10	3'-4"	10	3'-4"	10	3'-4"	Dowels at Fixed End
N	"	120	6'-5"	126	6'-9"	132	7'-1"	Stirrups Beam A
N1	"	80	6'-9"	84	6'-7"	88	7'-1"	Stirrups Beam B & C
F	1 1/2" ϕ	3	37'-0"	3	39'-2"	3	41'-4"	Beams B and C
G	"	6	37'-0"	6	39'-2"	6	41'-4"	"
E	1 1/2" ϕ	15	36'-4"	15	38'-4"	15	40'-4"	Beams A, B and C
F1	"	2	[illegible]'-5"	2	39'-7"	2	41'-9"	Beam A
G1	"	4	[illegible]'-5"	4	39'-7"	4	41'-9"	"

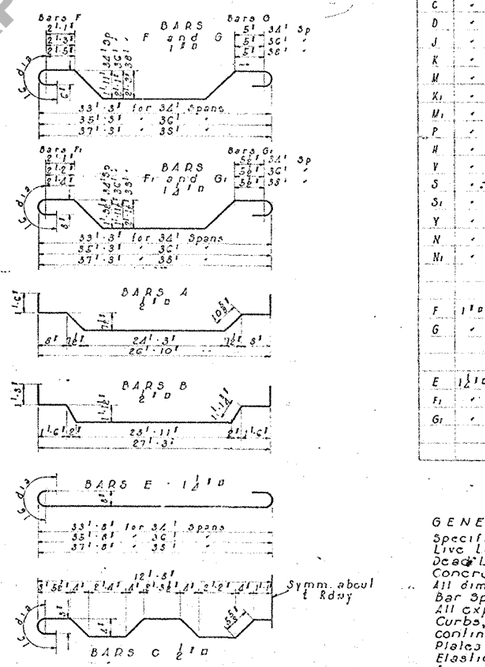

GENERAL NOTES

Specifications: La. Highway Commission.
Live Load: H15
Dead Load: Calculated Weight of Concrete
Concrete to be Class "A-A"
All dimensions of Reinforcing Steel are to bar centers
Bar Splices are allowed only where shown.
All exposed concrete except as indicated to have 3/4" chamfer
Curbs, Slab and Beam Stems to be placed in one continuous operation. Structural Steel, Bronze and C.I. Plates are to be paid for as structural steel. Drains and Elastic Expansion Material are to be included in price bid for concrete

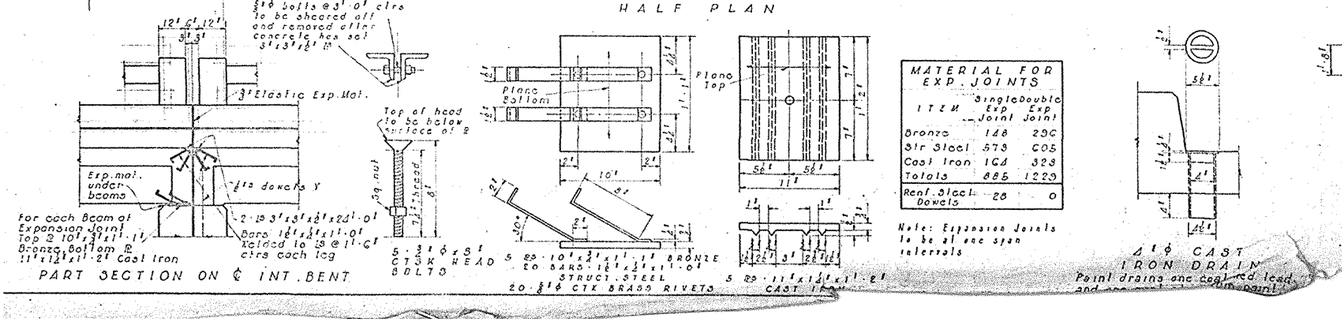

MATERIAL FOR EXP. JOINTS		
ITEM	Single Exp. Joint	Double Exp. Joint
Bronze	148	290
Str. Steel	573	605
Cast Iron	164	323
Totals	885	1220
Reinf. Steel & Dowels	28	0

Note: Expansion Joints to be at one span intervals

4" ϕ CAST IRON DRAIN
Paint drains one coat red lead and one coat [illegible]

STANDARD
REINFORCED CONCRETE
DECK GIRDER
24'-0" CLEAR ROADWAY
34'-0", 36'-0" AND 38'-0" SPANS

LOUISIANA HIGHWAY COMMISSION
BATON ROUGE, LA.

FOR INFORMATIONAL PURPOSES ONLY