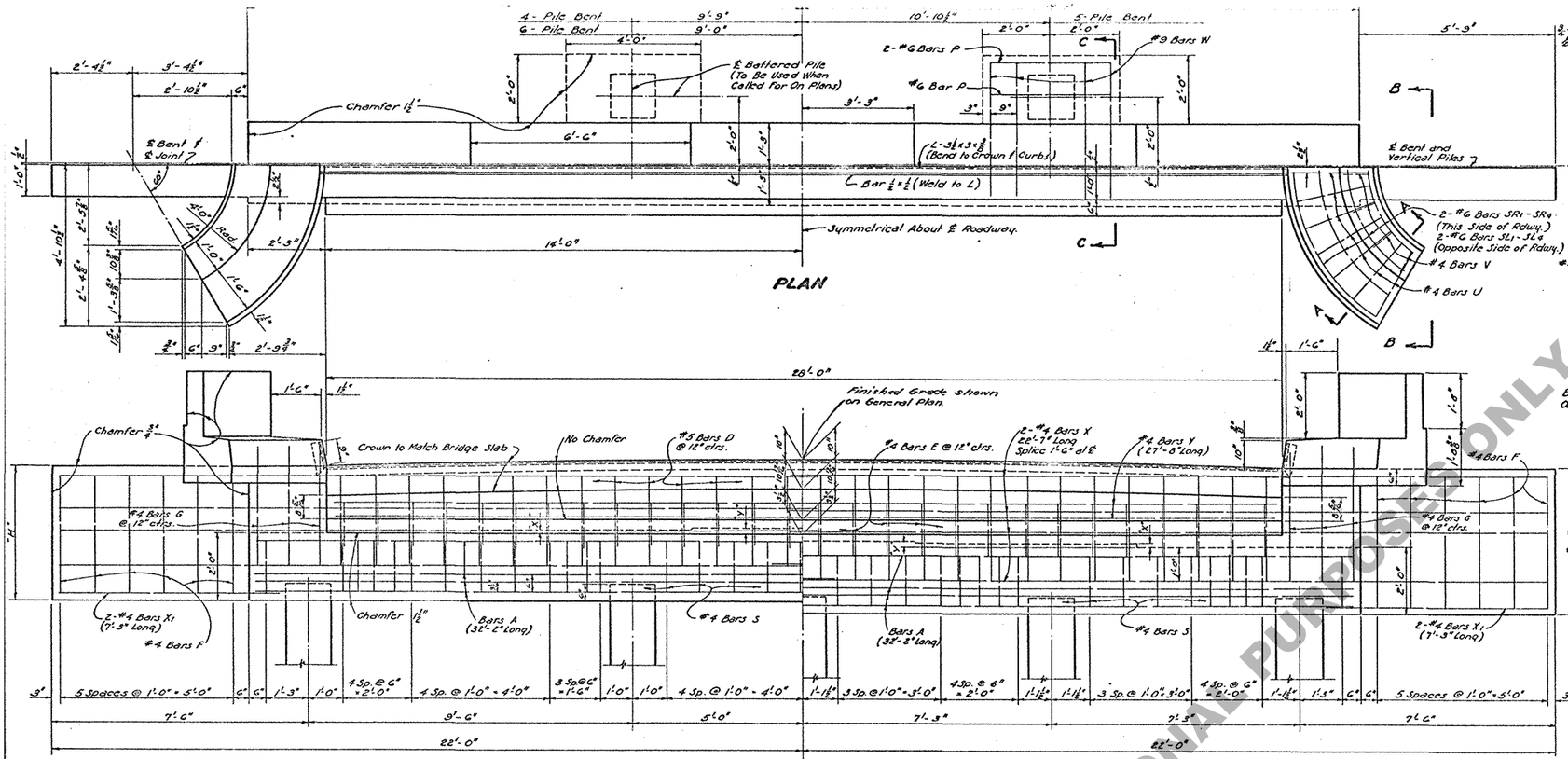

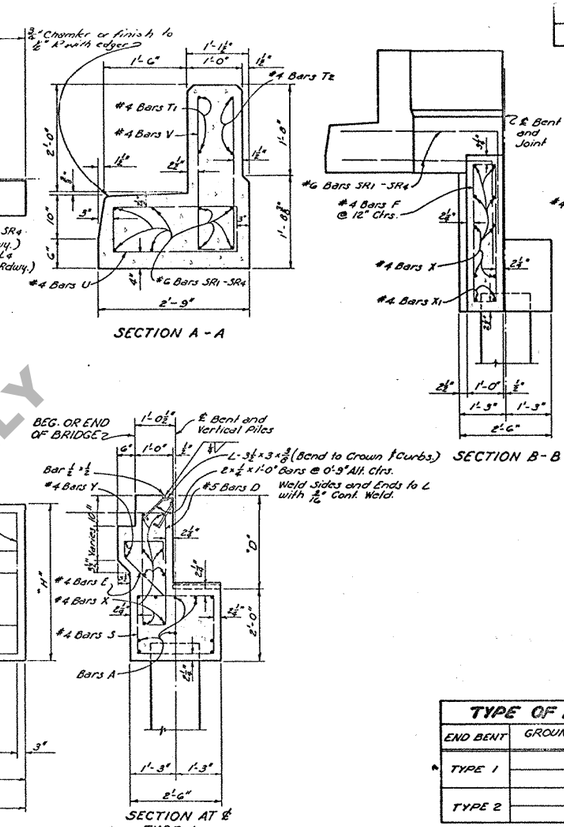

TYPE OF END BENT REQUIRED

END BENT	GROUND TO GRADE FEET	SUBSOIL	BATTERED PILES
TYPE 1	0-5	Poor	0
	0-8	Good	
TYPE 2	5-10	Poor	2
	8-16	Good	

END BENT QUANTITIES - DIMENSIONS - PILE LOAD

SPAN	DIMENSIONS "X"	"Y"	"D"	"H"	4-PILES SIZE OF "A" BARS	TYPE ONE CLASS "A" CONC.	DEF. REIN. STEEL	TYPE TWO CLASS "A" CONC.	DEF. REIN. STEEL	AV. PILE LOAD	5-PILES SIZE OF "A" BARS	TYPE ONE CLASS "A" CONC.	DEF. REIN. STEEL	TYPE TWO CLASS "A" CONC.	DEF. REIN. STEEL	AV. PILE LOAD	6-PILES SIZE OF "A" BARS	TYPE ONE CLASS "A" CONC.	DEF. REIN. STEEL	TYPE TWO CLASS "A" CONC.	DEF. REIN. STEEL	AV. PILE LOAD	FAB. CARBON STEEL	SPAN
FEET	IN.	IN.	FT. IN.	FT. IN.		CU. YDS.	LBS.	CU. YDS.	LBS.	TONS		CU. YDS.	LBS.	CU. YDS.	LBS.	TONS		CU. YDS.	LBS.	CU. YDS.	LBS.	TONS	LBS.	FEET
25	1 5/8	2 3/16	2-8 13/16	4-6	#9	13.51	2378	14.69	2769	27.5													340	25
30	1 5/8	2 3/16	2-11 13/16	4-9	#10	14.00	2630	15.14	3080	31.0	#7	13.98	1957	15.14	2347	24.8							340	30
35	1 3/4	2 3/16	2-11 13/16	4-9½							#7	14.03	1961	15.17	2352	27.5							340	35
40	1 7/8	2 3/16	3-2 11/16	5-0							#7	14.44	1979	15.57	2369	30.4	#8	14.41	2211	15.55	2602	25.3	340	40
45	1 7/8	2 3/16	3-5 3/16	5-3													#8	14.88	2232	16.02	2622	27.7	340	45
50	1 7/8	2 3/16	3-8 11/16	5-6													#9	15.42	2489	16.56	2880	30.4	340	50

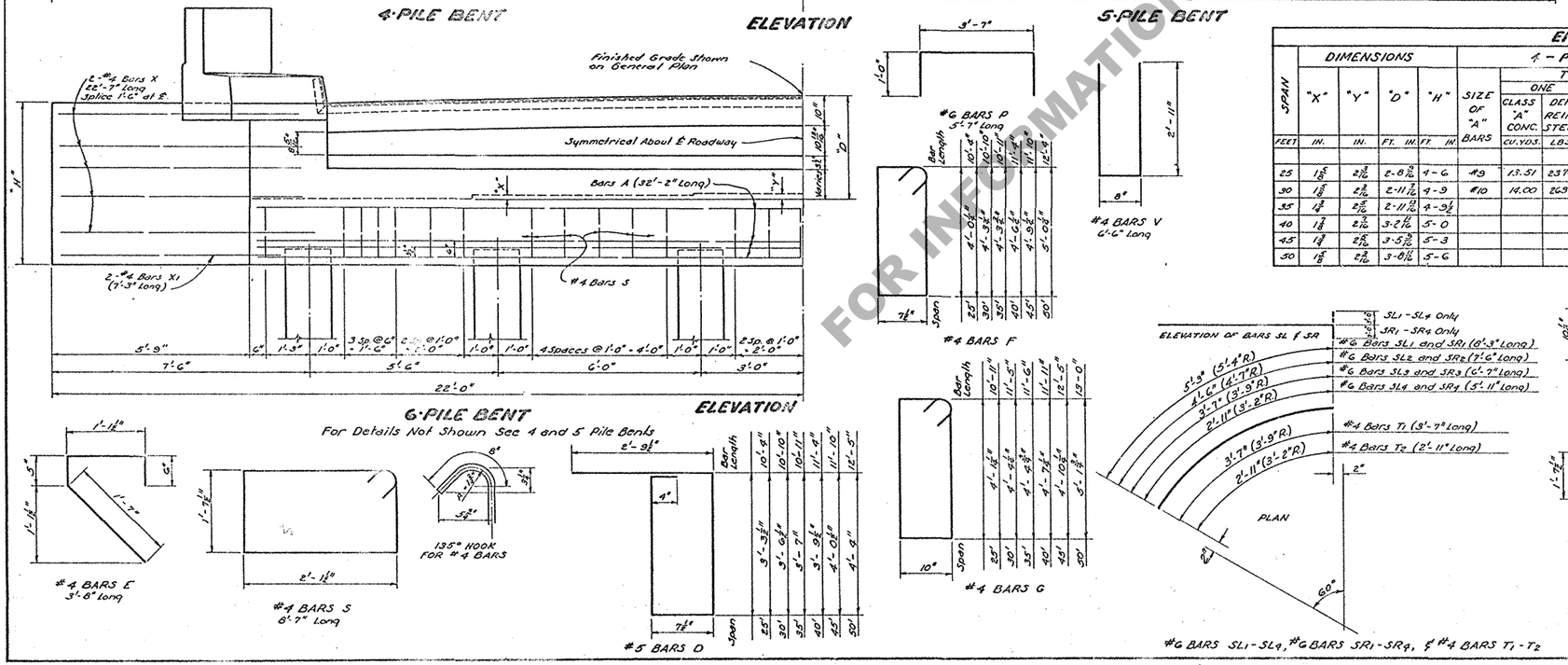

GENERAL NOTES:

CONSTRUCTION SPECIFICATIONS: Latest approved La. Dept. of Hwys. Std. Specs.

DESIGN SPECIFICATIONS: A.A.S.H.O. Std. Specs. for Highway Bridges, 1953 as amended to Dec. 31, 1955.

Live Load: H 20 - S16 - 44 (Modified)

Reinforcement bars shall be Intermediate or Hard Grade, A.S.T.M. A15 or Rail Steel, A.S.T.M. A16.

All dimensions to reinforcing steel are to bar centers.

All exposed corners to be chamfered ¾" unless otherwise noted.

Concrete and Steel in SIDEWALK CURB FLARE and HANDRAIL FLARE are included in Bent Cap Quantities and are to be paid for as part of Bent.

Wing Walls are detailed for 44'-0" Crown.

To provide for future extension of Bridge the End Bent is designed for same loads as Int. Bents. Quantities Computed assuming use of 14" ⌀ Piles.

END BENTS

Max. Permitted Pile Loads unless otherwise instructed by Bridge Design Section:

14" ⌀ R.C. Piles = 28 Tons Per Pile
16" ⌀ R.C. Piles = 32 Tons Per Pile
18" ⌀ R.C. Piles = 36 Tons Per Pile

DESIGN TAKEN FROM C-S-9-20 LAST REV. DATE 9-24-56

DATE	DESCRIPTION	BY

REVISIONS

STANDARD PLAN

PRECAST CONCRETE PILE BENTS

FOR 25' TO 50' I-BEAM SPANS
LIVE LOAD H20-S16-44 MODIFIED
28'-0" ROADWAY 1'-6" SIDEWALKS

DATED June 18, 1957

STATE OF LOUISIANA
DEPARTMENT OF HIGHWAYS

DESIGNED	DETAILED Tschirgi	TRACED E. Winkley
CHECKED	CHECKED C. W. Neill	CHECKED C. W. Neill

BRIDGE DESIGN SECTION

SHEET 1 OF 2 BSC15C-90-28P

FOR INFORMATIONAL PURPOSES ONLY

DIETZGEN N. O. 135 "IMPERIAL"