



U.S. Department
of Transportation
**Federal Transit
Administration**

Federal Transit Administration
Region 6

Arkansas, Louisiana,
New Mexico, Oklahoma,
Texas

819 Taylor St. Suite 14A02
Fort Worth, TX 76102
(817) 978-0550
(817) 978-0575 (fax)

April 18, 2025

Ms. Michelle Horne
Public Transportation Administrator
Louisiana Department of Transportation and Development (LADOTD)
P.O. Box 94245
Baton Rouge, LA 70804-9245

Re: STIP Amendment #18- Transit Element

Dear Ms. Horne:

The Federal Transit Administration (FTA) has reviewed the request dated April 11, 2025, for changes and/or updates to the FY 2023-2026 Statewide Transportation Improvement Program (STIP). We approve the updates and revisions to the transit element of the FY 2023-2026 STIP, as reflected in the attached and updated STIP Amendment #18.

Per the letter dated February 13, 2023, the Federal Highway Administration (FHWA) and FTA provided conditional approval of the 2023-2026 STIP. To date, LADOTD has made progress in addressing the corrective actions outlined in the Federal Planning Findings report. LADOTD must continue to address the remaining corrective actions by the dates specified. FHWA and FTA will not allow revisions to the STIP if a due date lapses without adequate action taken by LADOTD.

Should you have questions, please do not hesitate to contact Ronisha Hodge, Community Planner, at (817) 978-0576 or via email at ronisha.hodge@dot.gov.

Sincerely,

David E. Bartels
Director of Planning and Program Development

cc: Tina Athalone, LADOTD
Laura Phillips, FHWA

April 11, 2025

Mr. David Bartels
Director of Planning and Program Development
Federal Transit Administration, Region VI
819 Taylor Street - Rm 14A02
Fort Worth, Texas 76102

**RE: LA DOTD STIP AMENDMENT # 18
Transit Element for Federal FY2023 – FY2026**

Dear Mr. Bartels:

We request that you amend the FY2023–FY2026 Transit Element of the Louisiana State Transportation Improvement Program (STIP) to include the attached updates and revisions, as reflected below. For identification purposes, we have noted the amended projects in red with the letter “A” on the Transit Element Summary Re-cap pages. Further clarifications have been reflected in “Explanation Notes” on the Summary Recap pages.

Please make the following changes and updates:

- **Transit Element - Summary Recap Pages:** Please discard the previously submitted STIP recap summary page(s) for FY 2023 – FY 2026 and replace them with the attached updated Amendment #18 Summary Recap pages.
- **State LADOTD:** Attached are the Program of Projects for the FTA’s Section 5310 Enhanced Mobility for Seniors and Individuals with Disabilities, Section 5311 Formula Grants for Rural Areas, and Section 5303 Metropolitan Transportation Planning and Statewide Planning programs for grant amendments.
- **Regional Planning Commission (RPC):** The TIP amendment for the New Orleans UZA is outlined in the attached letters from RPC dated **January 15, 2025; March 11, 2025; and April 8, 2025**. Please discard the previously submitted Transit Element TIP pages and replace them with the attached updated TIP pages
- **Rapides Area Planning Commission (RAPC):** The TIP amendments for the Alexandria UZA are outlined in the attached letters from RAPC dated **December 18, 2024**. Please discard the previously submitted Transit Element TIP pages and replace them with the attached updated TIP pages
- **North Delta Regional Planning and Development District, Inc. (OCOG):** The TIP amendments for the Monroe UZA are outlined in the attached letters from OCOG dated **March 12, 2025**. Please discard the previously submitted 2024 Transit Element TIP pages and replace them with the attached updated TIP pages



Public Transportation Section
PO Box 94245 | Baton Rouge, LA 70804-9245
ph: 225-379-3060 | fx: 225-379-3071

John Bel Edwards, Governor
Shawn D. Wilson, Ph.D., Secretary

Page 2
April 11, 2025

- **Northwest Louisiana Council of Governments (NLCOG):** TIP amendments for the Shreveport UZA are outlined in the attached email from NLCOG dated April 4, 2025. Please discard the previously submitted Transit Element TIP pages and replace them with the attached updated TIP pages

We appreciate your prompt attention to the attached Transit STIP amendment. If you have any questions, please contact Ms. Tina Athalone at (225) 379-3054.

Sincerely,

A handwritten signature in black ink that reads "Michelle Horne". The signature is fluid and cursive, with the first name "Michelle" being more prominent than the last name "Horne".

Michelle Horne
Public Transportation Director

Attachments

c: Louisiana MPOs
Louisiana Urban Transit Systems
FTA Region VI Staff

**LOUISIANA DEPARTMENT OF TRANSPORTATION AND
DEVELOPMENT**

STATE TRANSPORTATION IMPROVEMENT PROGRAM (STIP)

TRANSIT ELEMENT

Summary Re-cap Pages

Fiscal Years 2023 thru 2026

Louisiana Transit STIP - Federal FY 2025
Transit Summary ReCap
 Louisiana State Transportation Improvement Program - STIP

2025 Federal Programs	Infrastructure Investment and Jobs Estimates	MPO / STATE Request Amt	Notes
-----------------------	---	----------------------------	-------

Sec 5307 - Urban Program (Capital/Operating/Planning)

UZA 200,000 to 999,999			
Baton Rouge (CATS)	\$ 9,239,602	\$ 8,721,618	
Lafayette (LTS)	\$ 4,187,735	\$ 3,336,700	
New Orleans (Orleans, Jefferson, St. Bernard, & St. Charles)	\$ 23,507,848	\$ 38,988,252	
Shreveport (SPORTRAN) Apportion FFY 2024	\$ 6,014,848	\$ 5,884,374	3 A
Total	\$ 42,950,034	\$ 56,930,944	
UZA 50,000 to 200,000			
Alexandria (ATRANS)	\$ 1,706,536	\$ 2,614,500	
Hammond	\$ 1,284,350	\$ 1,136,000	
Houma (GET)	\$ 3,195,208	\$ 2,196,040	
Lake Charles (LCT)	\$ 2,831,023	\$ 2,445,544	
Monroe (MTS)	\$ 2,544,078	\$ 2,242,225	3 A
St. Tammany (Slidell & Mandeville/Covington)	\$ 3,730,219	\$ 3,361,000	
Total	\$ 15,291,414	\$ 13,995,309	

Louisiana State DOTD Programs

Sec 5303 - Metropolitan Transportation Planning	\$ 1,677,425	\$ 1,677,425	
Sec 5304 - Statewide and Nonmetropolitan Transportation Planning	\$ 441,150	\$ 441,150	
Sec 5310 - Seniors & Individuals with Disabilities (Rural)	\$ 1,814,548	\$ 1,814,548	
Sec 5310 - Seniors & Individuals with Disabilities (Small Urban)	\$ 2,340,670	\$ 2,340,670	
Sec 5311 - Rural Transit (Operate/Capital/Planning)	\$ 19,069,709	\$ 19,069,709	
Sec 5311 - Rural Technical Assistance Program (RTAP)	\$ 398,816	\$ 398,816	
Total	\$ 25,742,319	\$ 25,742,319	

Sec 5310 - Enhanced Mobility of Seniors & Individuals with Disabilities

Baton Rouge	\$ 919,258	\$ -	
Lafayette	\$ 401,237	\$ 33,669	
New Orleans	\$ 1,554,049	\$ 1,100,000	
Shreveport	\$ 470,740		
Total	\$ 3,345,285	\$ 1,133,669	

Louisiana Transit STIP - Federal FY 2025

Transit Summary ReCap

Louisiana State Transportation Improvement Program - STIP

FHWA Flex Funds

Baton Rouge (CATS) - STP>200K FY 2024 BRT/North Transfer Center	\$	4,000,000	3	
Baton Rouge (City/Parish) - NHP FY 2025 BRT/Roadway Improvements	\$	2,025,000	3	
NO (Jefferson) - CRP Funds to Transit ref: LA 2002-025-01 ADA Bus Stop Imp	\$	1,280,000	3	A

Funds - Other

Lafayette - Low No Emissions	\$	1,265,000		
Shreveport (SPORTAN) FFY2024 Low-No Emissions Discretionary	\$	11,169,846		
New Orleans (Jefferson) FFY 2023 Low-No Emissions Discretionary	\$	5,459,550		
New Orleans (Orleans) FFY 2023 Zero-Emission Vehicle & Charging Infrastructure	\$	71,439,261	3	
Total	\$	-	\$	89,333,657

Sec 5309 - Capital Investment Grants

Baton Rouge	\$	-		
New Orleans	\$	-		
Total	\$	-	\$	-

Sec 5337 - State of Good Repair

New Orleans (Rail)	\$	7,878,637	\$	6,850,656	3
New Orleans (HOV)	\$	586,761	\$	719,278	3
Total	\$	8,465,398	\$	7,569,934	

Sec 5339 - Bus & Bus Facilities Program

Baton Rouge (CATS)	\$	751,705	\$	708,813	
Lafayette	\$	338,603	\$	4,150,000	
Orleans (NORTA)	\$	1,780,641	\$	2,309,700	
New Orleans (Jefferson) ADA Bus Stop Improvements Transit Access	\$	-	\$	1,562,144	3 A
Shreveport	\$	498,468	\$	535,957	
Monroe (MTS)	\$	-	\$	1,936,951	3 A
Louisiana Urbans Areas 50,000 to 199,999	\$	1,221,306	\$	-	
Louisiana (DOTD) Application State / Territory Allocation	\$	4,630,500	\$	-	
Shreveport (SPORTAN) FFY 2023 Bus and Bus Facilities			\$	4,000,000	
Total	\$	9,221,223	\$	15,203,565	

Explanation Notes

A = Amendment

1. MPO Administrative Modification Request (see MPO TIP page for detailed Information)
2. Request amounts will be adjusted later to reflect the FY 2025 Apportionment and/or clarified further
3. MPO and or LADOTD request amounts (see MPO TIP / LADOTD POP to reflect changes in the Amendment)
4. Amount includes funding from previous year(s) - See MPO TIP / LADOTD POP page for detailed information
5. STPFLEX Fund transfers (Funds transferred from FHWA to FTA)
6. CRRSAA funds (Coronavirus Response and Relief Supplemental Appropriations Act, 100% share)

Louisiana Transit STIP - Federal FY 2026
Transit Summary ReCap
 Louisiana State Transportation Improvement Program - STIP

2026 Federal Programs	Infrastructure Investment and Jobs	MPO / STATE	Notes
	Est. Unknown	Request Amt	

Sec 5307 - Urban Program (Capital/Operating/Planning)

UZA 200,000 to 999,999				
Baton Rouge (CATS)	\$	9,701,583	\$	8,983,267
Lafayette (LTS)	\$	4,397,122	\$	3,336,700
Orleans (Orleans, Jefferson, St. Bernard, & St. Charles)	\$	24,683,240	\$	21,765,200
Shreveport (SPORTAN)	\$	6,315,591	\$	6,451,257
Total	\$	45,097,535	\$	40,536,424

UZA 50,000 to 200,000				
Alexandria (ATRANS)	\$	1,791,863	\$	1,500,000
Hammond	\$	1,348,568	\$	1,160,000
Houma (GET)	\$	3,354,969	\$	2,261,921
Lake Charles (LCT)	\$	2,972,574	\$	1,977,490
Monroe (MTS)	\$	2,671,282	\$	2,242,646
St. Tammany (Slidell & Mandeville/Covington)	\$	3,916,729	\$	3,427,000
Total	\$	16,055,984	\$	12,569,057

Louisiana State DOTD Programs

Sec 5303 - Metropolitan Transportation Planning	\$	1,761,297	\$	1,761,297		
Sec 5304 - Statewide and Nonmetropolitan Transportation Planning	\$	463,208	\$	463,208		
Sec 5310 - Seniors & Individuals with Disabilities (Rural)	\$	1,905,276	\$	1,417,880	3	A
Sec 5310 - Seniors & Individuals with Disabilities (Small Urban)	\$	2,457,704	\$	1,842,098	3	A
Sec 5311 - Rural Transit (Operate/Capital/Planning)	\$	20,023,195	\$	17,125,761	3	A
Sec 5311 - Rural Technical Assistance Program (RTAP)	\$	418,756	\$	297,721	3	A
Total	\$	27,029,435	\$	22,907,964		

Sec 5310 - Enhanced Mobility of Seniors & Individuals with Disabilities

Baton Rouge	\$	965,221	\$	-		
Lafayette	\$	421,299	\$	33,669		
New Orleans	\$	1,631,752	\$	1,250,000		
Shreveport	\$	494,277	\$	-		
Total	\$	3,512,549	\$	1,283,669		

Louisiana Transit STIP - Federal FY 2026

Transit Summary ReCap

Louisiana State Transportation Improvement Program - STIP

Flexible Funds - Other

Baton Rouge - Low or No Emission Grant				
Lafayette - Low or No Emission Grant	\$	-	\$	1,265,000
New Orleans (RTA) St. Charles Street Car All Stations Accessibility Prog.			\$	5,495,524 3 A
Total	\$	-	\$	6,760,524

Sec 5309 - Capital Investment Grants

	\$	-	\$	-
	\$	-	\$	-
	\$	-	\$	-
Total	\$	-	\$	-

Sec 5337 - State of Good Repair

New Orleans (Rail)	\$	8,272,569	\$	6,138,000
New Orleans (HOV)	\$	616,099	\$	499,400
Total	\$	8,888,668	\$	6,637,400

Sec 5339 - Bus & Bus Facilities Program

Baton Rouge (CATS)	\$	822,553	\$	730,077
Lafayette (LTS)	\$	370,515	\$	4,150,000
Orleans (NORTA)	\$	1,948,464	\$	2,356,000
Shreveport (SPORTAN)	\$	545,447	\$	568,115
Louisiana (DOTD) Urbans Areas 50,000 to 199,999	\$	1,282,371	\$	-
Louisiana (DOTD) State / Territory Allocation	\$	4,862,025	\$	-
Total	\$	9,831,376	\$	7,804,192

Explanation Notes

A = Amendment

1. MPO Administrative Modification Request (see MPO TIP page for detailed Information)
2. Request amounts will be adjusted later to reflect the FY 2026 Apportionment and/or clarified further
3. MPO and or LADOTD request amounts (see MPO TIP / LADOTD POP to reflect changes in the Amendment)
4. Amount includes funding from previous year(s) - See MPO TIP / LADOTD POP page for detailed information
5. STPFLEX Fund transfers (Funds transferred from FHWA to FTA)

LADOTD

FTA Transit Programs

LADOTD Transit STIP 2023-2026

Original application for FFY 2022 funds	6-Mar-24								
Milestone updates	20-Sep-24								
Updated for FFY 2023	8-Apr-25								

SECTION 5311

PROGRAM OF PROJECTS

FEDERAL GRANT LA-2024-016 (State LAGOV 18.2416)

			FFY 2022	FFY 2023	FFY 2024	Total Fed Share	Match	TOTAL	
STATE OF LOUISIANA			RTAP	\$ 293,025	\$ 297,721.00		\$590,746	\$ -	\$ 590,746
TOTAL APPORTIONMENT:			Admin	\$ 1,652,112	\$ 1,682,804.00		\$3,334,916	\$ -	\$ 3,334,916
			ICB	\$ 2,478,169	\$ 2,524,206.00		\$5,002,375	\$ 5,002,375	\$ 10,004,750
\$16,814,150.00	FFY 2022 full apportionment with RTAP	Planning (20% match)	\$ 400,000	\$ 480,000.00		\$880,000	\$ 176,000	\$ 1,056,000	
\$17,125,761.00	FFY 2023 full apportionment with RTAP	Operational (50% match)	\$ 8,293,344	\$ 9,540,140.00		\$17,833,484	\$ 17,833,484	\$ 35,666,968	
	FFY 2024 full apportionment with RTAP	Capital REP (15% match)	\$ 3,060,000	\$ 2,600,890.00		\$5,660,890	\$ 849,134	\$ 6,510,024	
		Capital EXP (15% match)	\$ 637,500	\$ -		\$637,500	\$ 95,625	\$ 733,125	
		Total programmed this POP	\$ 16,814,150	\$ 17,125,761.00		\$33,939,911	\$23,956,617	\$57,896,528	

OPERATING ASSISTANCE

CATEGORY B:

FY 2029 (July 1, 2028 - June 30, 2029)

		PROJECT		FEDERAL	LOCAL		TOTAL	PROJECT
RECIPIENT		DESCRIPTION		SHARE	MATCH		COST	CLOSEOUT

Relief funding awarded to Louisiana was contracted and expended before regular 5311 funds, delaying the regularly planned expenditures. This application is projecting to state FY 2027 for projects. While there is optimism that ridership and programs will grow, the after effects of COVID and the impact on rural transit is yet to be fully understood.

1	Allen PPJ	Oakdale, LA	Operating Assistance		\$ 200,000	\$ 200,000		\$ 400,000	
	RU18-02-29	Allen Parish	07/28-06/29						
2	Assumption PPJ	Napoleonville, LA	Operating Assistance		\$ 225,000	\$ 225,000		\$ 450,000	
	RU18-04-29	Assumption Parish	07/28-06/29						
3	Avoyelles PPJ	Marksville, LA	Operating Assistance		\$ 250,000	\$ 250,000		\$ 500,000	
	RU18-05-29	Avoyelles Parish	07/28-06/29						
4	Bienville PPJ	Arcadia, LA	Operating Assistance		\$ 250,000	\$ 250,000		\$ 500,000	
	RU18-07-29	Bienville Parish	07/28-06/29						
5	Calcasieu PPJ	Lake Charles, LA	Operating Assistance		\$ 350,000	\$ 350,000		\$ 700,000	
	RU18-10-29	Calcasieu Parish	07/28-06/29						
6	Caldwell PPJ	Columbia, LA	Operating Assistance		\$ 150,000	\$ 150,000		\$ 300,000	
	RU18-11-29	Caldwell Parish	07/28-06/29						
7	Cameron PPJ	Cameron, LA	Operating Assistance		\$ 175,000	\$ 175,000		\$ 350,000	
	RU18-12-29	Cameron Parish	07/28-06/29						
8	Claiborne PPJ	Homer, LA	Operating Assistance		\$ 125,000	\$ 125,000		\$ 250,000	
	RU18-14-29	Claiborne Parish	07/28-06/29						
9	DeRidder, City of	DeRidder, LA	Operating Assistance		\$ 175,000	\$ 175,000		\$ 350,000	
	RU18-06-29	Beauregard Parish	07/28-06/29						
10	DeSoto PPJ	Mansfield, LA	Operating Assistance		\$ 125,000	\$ 125,000		\$ 250,000	
	RU18-16-29	DeSoto Parish	07/28-06/29						
11	East Feliciana PPJ	Clinton, LA	Operating Assistance		\$ 125,000	\$ 125,000		\$ 250,000	
	RU18-19-29	East Feliciana Parish	07/28-06/29						
12	Franklin, City of	Franklin, LA	Operating Assistance		\$ 125,000	\$ 125,000		\$ 250,000	
	RU18-51-29	St. Mary Parish	07/28-06/29						
13	Iberia PG	New Iberia, LA	Operating Assistance		\$ 175,000	\$ 175,000		\$ 350,000	
	RU18-23-29	Iberia Parish	07/28-06/29						
14	Iberville Sheriff's Office	Plaquemine, LA	Operating Assistance		\$ 350,000	\$ 350,000		\$ 700,000	
	RU18-24-29	Iberville Parish	07/28-06/29						
15	Jefferson Davis PPJ	Jennings, LA	Operating Assistance		\$ 175,000	\$ 175,000		\$ 350,000	
	RU18-27-29	Jefferson Davis Parish	07/28-06/29						
16	Lincoln PPJ	Ruston, LA	Operating Assistance		\$ 200,000	\$ 200,000		\$ 400,000	
	RU18-31-29	Lincoln Parish	07/28-06/29						
17	Livingston PC	Denham Springs, LA	Operating Assistance		\$ 200,000	\$ 200,000		\$ 400,000	
	RU18-32-29	Livingston Parish	07/28-06/29						

18	Madison PPG	Tallulah, LA	Operating Assistance	\$ 100,000	\$ 100,000		\$ 200,000
	RU18-33-29	Madison Parish	07/28-06/29				
19	Plaquemines PG	Belle Chase, LA	Operating Assistance	\$ 250,000	\$ 250,000		\$ 500,000
	RU18-38-29	Plaquemines Parish	07/28-06/29				
20	Pointe Coupee PPJ	New Roads, LA	Operating Assistance	\$ 275,000	\$ 275,000		\$ 550,000
	RU18-39-29	Pointe Coupee Parish	07/28-06/29				
21	Rapides PPJ	Alexandria, LA	Operating Assistance	\$ 75,000	\$ 75,000		\$ 150,000
	RU18-40-29	Rapides Parish	07/28-06/29				
22	RAPC	Natchitoches, LA	Operating Assistance	\$ 600,000	\$ 600,000		\$ 1,200,000
	RU18-35-29	Winn & Natchitoches Parishes	07/28-06/29				
23	Red River PPJ	Coushatta, LA	Operating Assistance	\$ 125,000	\$ 125,000		\$ 250,000
	RU18-41-29	Red River Parish	07/28-06/29				
24	River Parish Transit Authority	Laplace, LA	Operating Assistance	\$ 400,000	\$ 400,000		\$ 800,000
	RU18-48-29	St. Charles & St. John Parishes	07/28-06/29				
25	St. Helena PPJ	Greensburg, LA	Operating Assistance	\$ 120,000	\$ 120,000		\$ 240,000
	RU-18-46-29	St. Helena Parish	07/28-06/29				
26	St. James Parish Gov't	Convent, LA	Operating Assistance	\$ 530,000	\$ 530,000		\$ 1,060,000
	RU18-47-29	St. James Parish	07/28-06/29				
27	St. Landry PPJ	Opelousas, LA	Operating Assistance	\$ 140,000	\$ 140,000		\$ 280,000
	RU18-49-29	St. Landry Parish	07/28-06/29				
28	St. Martin PPJ	Breaux Bridge, LA	Operating Assistance	\$ 140,000	\$ 140,000		\$ 280,000
	RU18-50-29	St. Martin Parish	07/28-06/29				
29	St. Tammany PG	Covington, LA	Operating Assistance	\$ 200,000	\$ 200,000		\$ 400,000
	RU18-52-29	St. Tammany Parish	07/28-06/29				
30	Tangipahoa PC	Amite, LA	Operating Assistance	\$ 125,000	\$ 125,000		\$ 250,000
	RU18-53-29	Tangipahoa Parish	07/28-06/29				
31	Terrebonne PG	Houma, LA	Operating Assistance	\$ 350,000	\$ 350,000		\$ 700,000
	RU18-55-29	Terrebonne Parish	07/28-06/29				
32	Vermilion PPJ	Abbeville, LA	Operating Assistance	\$ 125,000	\$ 125,000		\$ 250,000
	RU18-57-29	Vermilion Parish	07/28-06/29				
33	Vernon PPJ	Leesville, LA	Operating Assistance	\$ 150,000	\$ 150,000		\$ 300,000
	RU18-58-29	Vernon Parish	07/28-06/29				
34	Ville Platte, City of	Ville Platte, LA	Operating Assistance	\$ 225,000	\$ 225,000		\$ 450,000
	RU18-20-29	Evangeline Parish	07/28-06/29				
35	Washington PG	Franklinton, LA	Operating Assistance	\$ 200,000	\$ 200,000		\$ 400,000
	RU18-59-29	Washington Parish	07/28-06/29				
36	Webster PPJ	Minden, LA	Operating Assistance	\$ 320,000	\$ 320,000		\$ 640,000
	RU18-60-29	Webster Parish	07/28-06/29				
37	West Feliciana PG	St. Francisville, LA	Operating Assistance	\$ 175,000	\$ 175,000		\$ 350,000
	RU 18-63-29	West Feliciana Parish	07/28-06/29				
38	West Monroe, City of	West Monroe, LA	Operating Assistance	\$ 293,344	\$ 293,344		\$ 586,688
	RU18-37-29	Ouachita Parish	07/28-06/29				
Subtotal for planned FY 2029				\$ 8,293,344	\$ 8,293,344	\$ -	\$ 16,586,688

OPERATING ASSISTANCE**CATEGORY B:**

FY 2030 (July 1, 2029 - June 30, 2030)							
RECIPIENT	PROJECT DESCRIPTION	FEDERAL SHARE	LOCAL MATCH	TOTAL COST	PROJECT CLOSEOUT		
1 Allen PPJ	Oakdale, LA	Operating Assistance	\$ 230,000	\$ 230,000	\$ 460,000		
	RU18-02-30	Allen Parish	07/29-06/30				
2 Assumption PPJ	Napoleonville, LA	Operating Assistance	\$ 258,750	\$ 258,750	\$ 517,500		
	RU18-04-30	Assumption Parish	07/29-06/30				
3 Avoyelles PPJ	Marksville, LA	Operating Assistance	\$ 287,500	\$ 287,500	\$ 575,000		
	RU18-05-30	Avoyelles Parish	07/29-06/30				
4 Bienville PPJ	Arcadia, LA	Operating Assistance	\$ 287,500	\$ 287,500	\$ 575,000		
	RU18-07-30	Bienville Parish	07/29-06/30				
5 Calcasieu PPJ	Lake Charles, LA	Operating Assistance	\$ 402,500	\$ 402,500	\$ 805,000		
	RU18-10-30	Calcasieu Parish	07/29-06/30				

6	Caldwell PPJ RU18-11-30	Columbia, LA Caldwell Parish	Operating Assistance 07/29-06/30	\$ 172,500	\$ 172,500		\$ 345,000
7	Cameron PPJ RU18-12-30	Cameron, LA Cameron Parish	Operating Assistance 07/29-06/30	\$ 201,250	\$ 201,250		\$ 402,500
8	Claiborne PPJ RU18-14-30	Homer, LA Claiborne Parish	Operating Assistance 07/29-06/30	\$ 143,750	\$ 143,750		\$ 287,500
9	DeRidder, City of RU18-06-30	DeRidder, LA Beauregard Parish	Operating Assistance 07/29-06/30	\$ 201,250	\$ 201,250		\$ 402,500
10	DeSoto PPJ RU18-16-30	Mansfield, LA DeSoto Parish	Operating Assistance 07/29-06/30	\$ 143,750	\$ 143,750		\$ 287,500
11	East Feliciana PPJ RU18-19-30	Clinton, LA East Feliciana Parish	Operating Assistance 07/29-06/30	\$ 143,750	\$ 143,750		\$ 287,500
12	Franklin, City of RU18-51-30	Franklin, LA St. Mary Parish	Operating Assistance 07/29-06/30	\$ 143,750	\$ 143,750		\$ 287,500
13	Iberia PG RU18-23-30	New Iberia, LA Iberia Parish	Operating Assistance 07/29-06/30	\$ 201,250	\$ 201,250		\$ 402,500
14	Iberville Sheriff's Office RU18-24-30	Plaquemine, LA Iberville Parish	Operating Assistance 07/29-06/30	\$ 450,000	\$ 450,000		\$ 900,000
15	Jefferson Davis PPJ RU18-27-30	Jennings, LA Jefferson Davis Parish	Operating Assistance 07/29-06/30	\$ 201,250	\$ 201,250		\$ 402,500
16	Lincoln PPJ RU18-31-30	Ruston, LA Lincoln Parish	Operating Assistance 07/29-06/30	\$ 230,000	\$ 230,000		\$ 460,000
17	Livingston PC RU18-32-30	Denham Springs, LA Livingston Parish	Operating Assistance 07/29-06/30	\$ 230,000	\$ 230,000		\$ 460,000
18	Madison PPG RU18-33-30	Tallulah, LA Madison Parish	Operating Assistance 07/29-06/30	\$ 115,000	\$ 115,000		\$ 230,000
19	Plaquemines PG RU18-38-30	Belle Chase, LA Plaquemines Parish	Operating Assistance 07/29-06/30	\$ 312,500	\$ 312,500		\$ 625,000
20	Pointe Coupee PPJ RU18-39-30	New Roads, LA Pointe Coupee Parish	Operating Assistance 07/29-06/30	\$ 316,250	\$ 316,250		\$ 632,500
21	Rapides PPJ RU18-40-30	Alexandria, LA Rapides Parish	Operating Assistance 07/29-06/30	\$ 75,000	\$ 75,000		\$ 150,000
22	RAPC RU18-35-30	Natchitoches, LA Natchitoches Parish	Operating Assistance 07/29-06/30	\$ 600,000	\$ 600,000		\$ 1,200,000
23	Red River PPJ RU18-41-30	Coushatta, LA Red River Parish	Operating Assistance 07/29-06/30	\$ 143,750	\$ 143,750		\$ 287,500
24	River Parish Transit Authority RU18-48-30	Laplace, LA St. Charles and St. John Parishes	Operating Assistance 07/29-06/30	\$ 460,000	\$ 460,000		\$ 920,000
25	St. Helena PPJ RU18-46-30	Greensburg, LA St. Helena Parish	Operating Assistance 07/29-06/30	\$ 138,000	\$ 138,000		\$ 276,000
26	St. James Parish Gov't RU18-47-30	Convent, LA St. James Parish	Operating Assistance 07/29-06/30	\$ 634,500	\$ 634,500		\$ 1,269,000
27	St. Landry PPJ RU18-49-30	Opelousas, LA St. Landry Parish	Operating Assistance 07/29-06/30	\$ 161,000	\$ 161,000		\$ 322,000
28	St. Martin PPJ RU18-50-30	Breaux Bridge, LA St. Martin Parish	Operating Assistance 07/29-06/30	\$ 161,000	\$ 161,000		\$ 322,000
29	St. Tammany PG RU18-52-30	Covington, LA St. Tammany Parish	Operating Assistance 07/29-06/30	\$ 230,000	\$ 230,000		\$ 460,000
30	Tangipahoa PC RU18-53-30	Amite, LA Tangipahoa Parish	Operating Assistance 07/29-06/30	\$ 143,750	\$ 143,750		\$ 287,500
31	Terrebonne PG RU18-55-30	Houma, LA Terrebonne Parish	Operating Assistance 07/29-06/30	\$ 409,045	\$ 409,045		\$ 818,090
32	Vermilion PPJ RU18-57-30	Abbeville, LA Vermilion Parish	Operating Assistance 07/29-06/30	\$ 143,750	\$ 143,750		\$ 287,500
33	Vernon PPJ RU18-58-30	Leesville, LA Vernon Parish	Operating Assistance 07/29-06/30	\$ 172,500	\$ 172,500		\$ 345,000
34	Ville Platte, City of RU18-20-30	Ville Platte, LA Evangeline Parish	Operating Assistance 07/29-06/30	\$ 258,750	\$ 258,750		\$ 517,500

35	Washington PG RU18-59-30	Franklinton, LA Washington Parish	Operating Assistance 07/29-06/30		\$ 230,000	\$ 230,000		\$ 460,000
36	Webster PPJ RU18-60-30	Minden, LA Webster Parish	Operating Assistance 07/29-06/30		\$ 368,000	\$ 368,000		\$ 736,000
37	West Feliciana PG RU 18-63-30	St. Francisville, LA West Feliciana Parish	Operating Assistance 07/29-06/30		\$ 201,250	\$ 201,250		\$ 402,500
38	West Monroe, City of RU18-37-30	West Monroe, LA Ouachita Parish	Operating Assistance 07/29-06/30		\$ 337,345	\$ 337,345		\$ 674,690
Subtotal for planned FY 2030					\$ 9,540,140	\$ 9,540,140	\$ -	\$ 19,080,280
TOTAL PLANNED OPERATING :					\$ 17,833,484	\$ 17,833,484	\$ -	\$ 35,666,968
PG = Parish Government		PPJ = Parish Police Jury		PC = Parish Council			SO = Sheriff's Office	

FY 2025 CAPITAL
CATEGORY A:

Agency	Vehicle Type	REP or EXP	Fed Share (85%)	Local Share (13.8%)	PTF Share (1.2%)	TOTAL COST	
Avoyelles	5-2MV	REP	\$ 70,844.10	\$ 11,501.75	\$ 1,000.15	\$ 83,346.00	
DeSoto	12-2B	REP	\$ 132,315.25	\$ 21,481.77	\$ 1,867.98	\$ 155,665.00	
East Feliciana	12-2B	REP	\$ 132,315.25	\$ 21,481.77	\$ 1,867.98	\$ 155,665.00	
Lincoln	5-2MV	REP	\$ 70,844.10	\$ 11,501.75	\$ 1,000.15	\$ 83,346.00	
Lincoln	12-2B	REP	\$ 132,315.25	\$ 21,481.77	\$ 1,867.98	\$ 155,665.00	
Lincoln	12-2B	REP	\$ 132,315.25	\$ 21,481.77	\$ 1,867.98	\$ 155,665.00	
Lincoln	12-2B	REP	\$ 132,315.25	\$ 21,481.77	\$ 1,867.98	\$ 155,665.00	
Livingston	12-2B	REP	\$ 132,315.25	\$ 21,481.77	\$ 1,867.98	\$ 155,665.00	
Pointe Coupee	12-2B Low Floor	REP	\$ 140,242.35	\$ 22,768.76	\$ 1,979.89	\$ 164,991.00	
Red River	5-2MV	REP	\$ 70,844.10	\$ 11,501.75	\$ 1,000.15	\$ 83,346.00	
St. Martin	5-2MV	REP	\$ 70,844.10	\$ 11,501.75	\$ 1,000.15	\$ 83,346.00	
Tangipahoa	12-2B	REP	\$ 132,315.25	\$ 21,481.77	\$ 1,867.98	\$ 155,665.00	
Terrebonne	12-2B	REP	\$ 132,315.25	\$ 21,481.77	\$ 1,867.98	\$ 155,665.00	
Terrebonne	12-2B	REP	\$ 132,315.25	\$ 21,481.77	\$ 1,867.98	\$ 155,665.00	
Vernon	12-2B	REP	\$ 132,315.25	\$ 21,481.77	\$ 1,867.98	\$ 155,665.00	
Washington	12-2B	REP	\$ 132,315.25	\$ 21,481.77	\$ 1,867.98	\$ 155,665.00	
West Feliciana	12-2B	REP	\$ 132,315.25	\$ 21,481.77	\$ 1,867.98	\$ 155,665.00	
Livingston	12-2B	EXP	\$ 132,315.25	\$ 21,481.77	\$ 1,867.98	\$ 155,665.00	
RAPC	5-2MV	REP	\$ 70,844.10	\$ 11,501.75	\$ 1,000.15	\$ 83,346.00	
RAPC	5-2MV	REP	\$ 70,844.10	\$ 11,501.75	\$ 1,000.15	\$ 83,346.00	
Allen*	5-2MV	REP				\$ -	Agency Declined
Allen*	5-2MV	REP				\$ -	Agency Declined
Assumption*	12-2B	REP				\$ -	Agency Declined
Bienville*	5-2MV	REP				\$ -	Agency Declined
Calcasieu*	5-2MV	REP				\$ -	Agency Declined
Calcasieu*	5-2MV	REP				\$ -	Agency Declined
Madison	12-2B	REP				\$ -	Agency Declined
St. Martin	12-2B	REP				\$ -	Agency Declined
St. James*	12-2B	EXP				\$ -	Agency Declined
St. James*	12-2B	EXP				\$ -	Agency Declined
Caldwell*	12-2B	REP				\$ -	Agency Declined
Cameron*	16-2B	REP				\$ -	Agency Declined

FY 2026 CAPITAL
CATEGORY A:

Agency	Vehicle Type	REP or EXP	Fed Share (85%)	Local Share (13.4%)	PTF Share (1.6%)	TOTAL COST	
Avoyelles PPJ - split	5-2MV	REP	\$ 11,200.45	\$ 1,765.71	\$ 210.83	\$ 13,176.99	
Calcasieu PPJ	5-2MV	REP	\$ 70,844.10	\$ 11,168.36	\$ 1,333.54	\$ 83,346.00	
Calcasieu PPJ	5-2MV	REP	\$ 70,844.10	\$ 11,168.36	\$ 1,333.54	\$ 83,346.00	
Lincoln PPJ	5-2MV	REP	\$ 70,844.10	\$ 11,168.36	\$ 1,333.54	\$ 83,346.00	
Red River PPJ	5-2MV	REP	\$ 70,844.10	\$ 11,168.36	\$ 1,333.54	\$ 83,346.00	
Vernon PPJ	5-2MV	REP	\$ 70,844.10	\$ 11,168.36	\$ 1,333.54	\$ 83,346.00	
Washington Par Gov't	5-2MV	REP	\$ 70,844.10	\$ 11,168.36	\$ 1,333.54	\$ 83,346.00	
Assumption PPJ	12-2B Front Lift	REP	\$ 132,315.25	\$ 20,859.11	\$ 3,490.64	\$ 156,665.00	
Iberville Sheriff's Office	12-2B Front Lift	REP	\$ 132,315.25	\$ 20,859.11	\$ 2,490.64	\$ 155,665.00	
Iberville Sheriff's Office	12-2B Front Lift	REP	\$ 132,315.25	\$ 20,859.11	\$ 2,490.64	\$ 155,665.00	
Iberville Sheriff's Office	12-2B Front Lift	REP	\$ 132,315.25	\$ 20,859.11	\$ 2,490.64	\$ 155,665.00	
Livingston Par Council	12-2B Front Lift	REP	\$ 132,315.25	\$ 20,859.11	\$ 2,490.64	\$ 155,665.00	
Madison PPJ	12-2B Front Lift	REP	\$ 132,315.25	\$ 20,859.11	\$ 2,490.64	\$ 155,665.00	
Point Coupee	12-2B Front Lift	REP	\$ 132,315.25	\$ 20,859.11	\$ 2,490.64	\$ 155,665.00	
St. Helena PPJ	12-2B Front Lift	REP	\$ 132,315.25	\$ 20,859.11	\$ 2,490.64	\$ 155,665.00	
Washington Par Gov't	12-2B Front Lift	REP	\$ 132,315.25	\$ 20,859.11	\$ 2,490.64	\$ 155,665.00	
Allen PPJ	12-2B Low Floor	REP	\$ 140,242.35	\$ 22,108.79	\$ 2,639.86	\$ 164,991.00	
Lincoln PPJ	12-2B Low Floor	REP	\$ 140,242.35	\$ 22,108.79	\$ 2,639.86	\$ 164,991.00	
Tangipahoa Par Council	12-2B Low Floor	REP	\$ 140,242.35	\$ 22,108.79	\$ 2,639.86	\$ 164,991.00	

			PROJECT BUDGET				
SUBMITTED TO FTA:							
GRANTEE: LOUISIANA DEPARTMENT OF TRANSPORTATION AND DEVELOPMENT - BATON ROUGE, LOUISIANA							
FED Application # LA-2024-016							
			Federal Share	Local Share	PTF	Total Cost	
SCOPE	61000	STATE ADMINISTRATION	\$3,334,916	\$0	\$0	\$3,334,916	
<u>ACTIVITY</u>							
	118000	State Administration FFY 2022	\$1,652,112	\$0		\$1,652,112	
		State Administration FFY 2023	\$1,682,804	\$0		\$1,682,804	
SCOPE	61000	Planning	\$880,000	\$176,000	\$0	\$1,056,000	
		MPO Planning awards for Mobility Management/Transit Coordination	FFY 2022	\$400,000	\$80,000	\$480,000	
		MPO Planning awards for Mobility Management/Transit Coordination	FFY 2023	\$480,000	\$96,000	\$576,000	
SCOPE	60000	PROGRAM COSTS					
<u>CAPITAL ASSISTANCE</u>							
		Rolling Stock (Accessible)	Quantity	\$6,298,391	\$1,003,678	\$108,803	\$7,410,871
<u>ACTIVITY</u>							
	111315	Buy Replacement Bus <30 ft (state FY 2025)	13	\$1,728,025	\$280,550	\$24,396	\$2,032,971
		Buy Replacement Bus minivan (state FY 2025)	6	\$425,065	\$69,011	\$6,001	\$500,076
		Buy Expansion Bus <30 ft (state FY 2025)	1	\$132,315	\$21,482	\$1,868	\$155,665
		Buy Expansion Bus minivan(state FY 2025)	0	\$0	\$0	\$0	\$0
		Buy Replacement Bus <30 ft (state FY 2026)	12	\$1,611,564	\$254,058	\$31,335	\$1,896,958
		Buy Replacement Bus minivan(state FY 2026)	7	\$436,265	\$68,776	\$8,212	\$513,253
		For Future Fiscal Years REP		\$1,459,971	\$230,160	\$27,482	\$1,717,613
		For Future Fiscal Years EXP		\$505,185	\$79,641	\$9,509	\$594,335
		INTERCITY BUS TRANSPORTATION		\$5,002,375	\$5,002,375	\$0	\$10,004,750
<u>ACTIVITY</u>							
	300900	ICB SFY 2026		\$322,447	\$322,447	\$0	\$644,894
		ICB SFY 2027		\$2,155,722	\$2,155,722	\$0	\$4,311,444
		ICB SFY 2028		\$2,524,206	\$2,524,206	\$0	\$5,048,412
<u>OPERATING ASSISTANCE</u>							
				\$17,833,484	\$17,833,484		\$35,666,968
<u>ACTIVITY</u>							
	300901	Operating Assistance (50% Federal)	SFY 2029	\$8,293,344	\$7,578,344		\$16,586,688
		Other Fed Share Used to Match (IIIB)			\$715,000		
		Operating Assistance (50% Federal)	SFY 2030	\$9,540,140	\$9,540,140		\$19,080,280
<u>RTAP (TOTAL)</u>							
				\$590,746			\$590,746
<u>ACTIVITY</u>							
	435001	Training SFY 2027		\$293,025	\$0		\$293,025
		Training SFY 2028		\$297,721	\$0		\$297,721
TOTAL PROGRAMMED LA-18-RURAL							
				\$33,939,912	\$24,015,537	\$108,803	\$58,064,251
<u>ESTIMATED NET PROJECT COST:</u>							
			\$	58,064,251			
<u>FEDERAL SHARE</u>							
			\$	33,939,912			
<u>LOCAL SHARE</u>							
			\$	24,015,537			
<u>STATE SHARE (PTF)</u>							
			\$	108,803			

Have there been any new Title VI complaints, lawsuits, or pending issues? none

Have there been any new EEO complaints, lawsuits, or pending issues? none

Have there been any new DBE complaints, lawsuits, or pending issues? none

Are there any notable accomplishments regarding this grant award? none

Original application	13-May-24								
October 24 Milestones	9-Dec-24								
Added Capital	9-Apr-25								
STATE OF LOUISIANA									
SECTION 5310 - Enhanced Mobility of Seniors and Individuals with Disabilities									
FEDERAL GRANT NUMBER LA-2024-018									
APPORTIONMENT:									
\$ 6,479,217	FFY 2022 full apportionment								
\$ 6,534,319	FFY 2023 full apportionment								
	FFY 2024 full apportionment								
\$ 13,013,536	TOTAL FFY 2022, 2023 and 2024								
	FY 2022 apportionment	FY 2023 apportionment				FY 2024 apportionment			
	TOTAL /UZA all applied to traditional Capital	TOTAL /UZA	Capital (100%)	Capital (90%)	Admin 10%	TOTAL /UZA	Capital (100%)	Capital (90%)	Admin 10%
Rural /NonUrban	\$ 1,567,475.00	\$ 1,575,422.00		\$ 1,417,880.00	\$ 157,542.00				
Small Urban	\$ 2,021,959.00	\$ 2,046,775.00		\$ 1,842,098.00	\$ 204,677.00				
Baton Rouge	\$ 794,090.00	\$ 800,242.00							
Lafayette	\$ 346,604.00	\$ 334,396.00							
New Orleans	\$ 1,342,446.00	\$ 1,366,319.00							
Shreveport	\$ 406,643.00	\$ 411,165.00							
ADMIN - did not apply for admin with FFY 2022 funds to allow more money to cover vehicles with costs so high. We have added Admin back in for FFY 2023 application									
					FED SHARE for Admin (100%)				
Admin utilizing FFY 2023 apportionment	Non Urbanized		\$ -		\$ 157,542.00			\$ 157,542.00	
Admin utilizing FFY 2023 apportionment	Small Urban				\$ 204,677.00			\$ 204,677.00	
CAPITAL ASSISTANCE	State FY	UZA	PROJECT DESCRIPTION	TYPE	FED SHARE (85%)	LOCAL SHARE (13.8%)	Parish Transportation Funds (1.2%)	TOTAL COST	Closed Date
CATEGORY A:									
Ascension COA (split funding)	2025	Rural	5-2MV	REP Minivan	\$ 20,581.90	\$ 3,341.54	\$ 290.56	\$ 24,214.00	
ARC of Ouachita	2025	Rural	5-2MV	REP Minivan	\$ 70,844.10	\$ 11,501.75	\$ 1,000.15	\$ 83,346.00	
ARC of Ouachita	2025	Rural	5-2MV	REP Minivan	\$ 70,844.10	\$ 11,501.75	\$ 1,000.15	\$ 83,346.00	
Assumption ARC	2025	Rural	5-2MV	REP Minivan	\$ 70,844.10	\$ 11,501.75	\$ 1,000.15	\$ 83,346.00	
Avoyelles SDD	2025	Rural	12-2B	REP Cutaway	\$ 132,315.25	\$ 21,481.77	\$ 1,867.98	\$ 155,665.00	
Avoyelles SDD	2025	Rural	12-2B	REP Cutaway	\$ 132,315.25	\$ 21,481.77	\$ 1,867.98	\$ 155,665.00	
Avoyelles SDD	2025	Rural	12-2B	REP Cutaway	\$ 132,315.25	\$ 21,481.77	\$ 1,867.98	\$ 155,665.00	
Sabine COA	2025	Rural	12-2B	REP Cutaway	\$ 132,315.25	\$ 21,481.77	\$ 1,867.98	\$ 155,665.00	
Sabine COA	2025	Rural	12-2B	REP Cutaway	\$ 132,315.25	\$ 21,481.77	\$ 1,867.98	\$ 155,665.00	
Special Ed District #1	2025	Rural	12-2B	REP Cutaway	\$ 132,315.25	\$ 21,481.77	\$ 1,867.98	\$ 155,665.00	
Options	2025	Small Urban	5-2MV	REP Minivan	\$ 70,844.10	\$ 11,501.75	\$ 1,000.15	\$ 83,346.00	
Options	2025	Small Urban	5-2MV	REP Minivan	\$ 70,844.10	\$ 11,501.75	\$ 1,000.15	\$ 83,346.00	
Lafourche ARC	2025	Small Urban	5-2MV	REP Minivan	\$ 70,844.10	\$ 11,501.75	\$ 1,000.15	\$ 83,346.00	
Lafourche COA	2025	Small Urban	12-2B	REP Cutaway	\$ 132,315.25	\$ 21,481.77	\$ 1,867.98	\$ 155,665.00	
Lafourche COA	2025	Small Urban	12-2B	REP Cutaway	\$ 132,315.25	\$ 21,481.77	\$ 1,867.98	\$ 155,665.00	
Lafourche ARC	2025	Small Urban	12-6B	REP Cutaway	\$ 132,812.50	\$ 21,562.50	\$ 1,875.00	\$ 156,250.00	

STARC (split funding)	2025	Small Urban	12-2B	REP Cutaway	\$ 25,867.20	\$ 4,199.62	\$ 365.18	\$ 30,432.00	
COAST	2025	Small Urban	12-2B	REP Cutaway	\$ 132,315.25	\$ 21,481.77	\$ 1,867.98	\$ 155,665.00	
COAST	2025	Small Urban	12-2B	REP Cutaway	\$ 132,315.25	\$ 21,481.77	\$ 1,867.98	\$ 155,665.00	
COAST	2025	Small Urban	12-2B	REP Cutaway	\$ 132,315.25	\$ 21,481.77	\$ 1,867.98	\$ 155,665.00	
ARC of Rapides	2025	Small Urban	12-2B	EXP Cutaway	\$ 132,315.25	\$ 21,481.77	\$ 1,867.98	\$ 155,665.00	
ARC of Rapides	2025	Small Urban	12-2B	EXP Cutaway	\$ 132,315.25	\$ 21,481.77	\$ 1,867.98	\$ 155,665.00	
STARC (split funding)	2025	Small Urban	12-2B	EXP Cutaway	\$ 40,991.25	\$ 6,655.05	\$ 578.70	\$ 48,225.00	
ARC of Acadiana - New Iberia	2025	Lafayette	12-2B	REP Cutaway	\$ 132,315.25	\$ 21,481.77	\$ 1,867.98	\$ 155,665.00	
LARC, Inc	2025	Lafayette	5-2MV	REP Minivan	\$ 81,973.50	\$ 13,308.64	\$ 1,157.27	\$ 96,439.41	
Lafayette COA	2025	Lafayette	12-2B	REP Cutaway	\$ 132,315.25	\$ 21,481.77	\$ 1,867.98	\$ 155,665.00	
CAPITAL ASSISTANCE	State FY	UZA	PROJECT DESCRIPTION	TYPE	FED SHARE (85%)	LOCAL SHARE (13.4%)	Parish Transportation Funds (1.6%)	TOTAL COST	Closed Date
CATEGORY A:									
Ascension COA (Split funding)	2026	Rural	12-2B	REP Cutaway	\$ 131,230.94	\$ 20,688.17	\$ 2,470.23	\$ 154,389.34	
Assumption ARC	2026	Rural	5-2MV	REP Minivan	\$ 70,844.10	\$ 11,168.36	\$ 1,333.54	\$ 83,346.00	
Sabine COA	2026	Rural	5-2MV	REP Minivan	\$ 70,844.10	\$ 11,168.36	\$ 1,333.54	\$ 83,346.00	
Sabine COA	2026	Rural	5-2MV	REP Minivan	\$ 70,844.10	\$ 11,168.36	\$ 1,333.54	\$ 83,346.00	
Sabine COA	2026	Rural	5-2MV	REP Minivan	\$ 70,844.10	\$ 11,168.36	\$ 1,333.54	\$ 83,346.00	
Sabine COA	2026	Rural	8-2B	REP Cutaway	\$ 122,261.45	\$ 19,274.16	\$ 2,301.39	\$ 143,837.00	
Sabine COA	2026	Rural	12-2B Front Lift	REP Cutaway	\$ 132,315.25	\$ 20,859.11	\$ 2,490.64	\$ 155,665.00	
Special Ed District #1	2026	Rural	5-2MV	REP Minivan	\$ 70,844.10	\$ 11,168.36	\$ 1,333.54	\$ 83,346.00	
ARC of Ouachita	2026	Rural	5-2MV	REP Minivan	\$ 70,844.10	\$ 11,168.36	\$ 1,333.54	\$ 83,346.00	
ARC of Ouachita	2026	Rural	5-2MV	REP Minivan	\$ 70,844.10	\$ 11,168.36	\$ 1,333.54	\$ 83,346.00	
ARC of Acadiana - Vermilion	2026	Rural	12-2B Front Lift	REP Cutaway	\$ 132,315.25	\$ 20,859.11	\$ 2,490.64	\$ 155,665.00	
ARC of Acadiana - Vermilion	2026	Rural	12-2B Front Lift	REP Cutaway	\$ 132,315.25	\$ 20,859.11	\$ 2,490.64	\$ 155,665.00	
West Baton Rouge COA	2026	Rural	12-2B	REP Cutaway	\$ 132,315.25	\$ 20,859.11	\$ 2,490.64	\$ 155,665.00	
West Baton Rouge COA	2026	Rural	12-2B	REP Cutaway	\$ 132,315.25	\$ 20,859.11	\$ 2,490.64	\$ 155,665.00	
Lafourche ARC	2026	Small Urban	5-2MV	REP Minivan	\$ 70,844.10	\$ 11,168.36	\$ 1,333.54	\$ 83,346.00	
Lafourche ARC	2026	Small Urban	12-6B	REP Cutaway	\$ 132,812.50	\$ 20,937.50	\$ 2,500.00	\$ 156,250.00	
Options	2026	Small Urban	12-2B Front Lift	REP Cutaway	\$ 132,315.25	\$ 20,859.11	\$ 2,490.64	\$ 155,665.00	
Options	2026	Small Urban	12-6B	REP Cutaway	\$ 132,812.50	\$ 20,937.50	\$ 2,500.00	\$ 156,250.00	
Terrebonne ARC	2026	Small Urban	12-6B	REP Cutaway	\$ 132,812.50	\$ 20,937.50	\$ 2,500.00	\$ 156,250.00	
Terrebonne ARC	2026	Small Urban	12-6B	REP Cutaway	\$ 132,812.50	\$ 20,937.50	\$ 2,500.00	\$ 156,250.00	
ARC of Rapides	2026	Small Urban	5-2MV	EXP Minivan	\$ 70,844.10	\$ 11,168.36	\$ 1,333.54	\$ 83,346.00	
STARC	2026	Small Urban	5-2MV	EXP Minivan	\$ 70,844.10	\$ 11,168.36	\$ 1,333.54	\$ 83,346.00	
ARC of Rapides	2026	Small Urban	12-2B	EXP Cutaway	\$ 132,315.25	\$ 20,859.11	\$ 2,490.64	\$ 155,665.00	
STARC	2026	Small Urban	5-2MV	EXP Minivan	\$ 70,844.10	\$ 11,168.36	\$ 1,333.54	\$ 83,346.00	
Terrebonne Parish Consolidated Gov't	2026	Small Urban	12-6B	REP Cutaway	\$ 132,812.50	\$ 20,937.50	\$ 2,500.00	\$ 156,250.00	
Terrebonne Parish Consolidated Gov't	2026	Small Urban	12-6B	REP Cutaway	\$ 132,812.50	\$ 20,937.50	\$ 2,500.00	\$ 156,250.00	
Terrebonne Parish Consolidated Gov't	2026	Small Urban	12-6B	REP Cutaway	\$ 132,812.50	\$ 20,937.50	\$ 2,500.00	\$ 156,250.00	
Terrebonne Parish Consolidated Gov't	2026	Small Urban	12-6B	REP Cutaway	\$ 132,812.50	\$ 20,937.50	\$ 2,500.00	\$ 156,250.00	
	State FY	UZA	Quantity		FED SHARE (85%)	LOCAL SHARE (13.8%)	Parish Transportation Funds (1.2%)	TOTAL COST	
	2025	Rural /NonUrban	6	REP Cutaway	\$ 793,891.50	\$ 128,890.62	\$ 11,207.88	\$ 933,990.00	
	2025	Rural /NonUrban	4	REP Minivan	\$ 233,114.20	\$ 37,846.78	\$ 3,291.02	\$ 274,252.00	
	2026	Rural /NonUrban	5	REP Cutaway	\$ 915,068.64	\$ 144,257.88	\$ 17,224.82	\$ 1,076,551.34	

	2026	Rural /NonUrban	7	REP Minivan	\$ 495,908.70	\$ 78,178.52	\$ 9,334.78	\$ 583,422.00	
	Available for Future Fiscal Years	Rural /NonUrban	0	REP	\$ 57,164.96	\$ 9,280.90	\$ 807.03	\$ 67,252.89	
	Available for Future Fiscal Years	Rural /NonUrban	0	EXP	\$ 490,207.00	\$ 79,586.55	\$ 6,920.57	\$ 576,714.12	
	2025	Small Urban	7	REP Cutaway	\$ 820,255.95	\$ 133,170.97	\$ 11,580.08	\$ 965,007.00	
	2025	Small Urban	3	REP Minivan	\$ 212,532.30	\$ 34,505.24	\$ 3,000.46	\$ 250,038.00	
	2025	Small Urban	3	EXP Cutaway	\$ 305,621.75	\$ 49,618.59	\$ 4,314.66	\$ 359,555.00	
	2026	Small Urban	9	REP Cutaway	\$ 1,194,815.25	\$ 188,359.11	\$ 22,490.64	\$ 1,405,665.00	
	2026	Small Urban	1	REP Minivan	\$ 70,844.10	\$ 11,168.36	\$ 1,333.54	\$ 83,346.00	
	2026	Small Urban	3	EXP Minivan	\$ 212,532.30	\$ 33,505.08	\$ 4,000.62	\$ 250,038.00	
	2026	Small Urban	1	EXP Cutaway	\$ 132,315.25	\$ 20,859.11	\$ 2,490.64	\$ 155,665.00	
	Available for Future Fiscal Years	Small Urban	0	REP	\$ 195,864.89	\$ 22,974.95	\$ 1,997.82	\$ 166,485.16	
	Available for Future Fiscal Years	Small Urban	0	EXP	\$ 719,275.22	\$ 116,776.45	\$ 10,154.47	\$ 846,206.14	
	Available for Future Fiscal Years	Baton Rouge	0	REP	\$ 1,594,332.00	\$ 258,844.49	\$ 22,508.22	\$ 1,875,684.71	
	2025	Lafayette	2	REP Cutaway	\$ 264,630.50	\$ 42,963.54	\$ 3,735.96	\$ 311,330.00	
	2025	Lafayette	1	REP Minivan	\$ 81,973.50	\$ 13,308.64	\$ 1,157.27	\$ 96,439.41	
	Available for Future Fiscal Years	Lafayette	0	REP	\$ 334,396.00	\$ 54,290.17	\$ 4,720.88	\$ 393,407.06	
	Available for Future Fiscal Years	New Orleans	0	REP	\$ 1,883,917.50	\$ 305,859.55	\$ 26,596.48	\$ 2,216,373.53	
	Available for Future Fiscal Years	New Orleans	0	EXP	\$ 824,847.50	\$ 133,916.42	\$ 11,644.91	\$ 970,408.82	

Original application	13-May-24								
October 24 Milestones	9-Dec-24								
Added Capital	9-Apr-25								
STATE OF LOUISIANA									
SECTION 5310 - Enhanced Mobility of Seniors and Individuals with Disabilities									
FEDERAL GRANT NUMBER LA-2024-018									
APPORTIONMENT:									
\$ 6,479,217	FFY 2022 full apportionment								
\$ 6,534,319	FFY 2023 full apportionment								
	FFY 2024 full apportionment								
\$ 13,013,536	TOTAL FFY 2022, 2023 and 2024								
	FY 2022 apportionment	FY 2023 apportionment				FY 2024 apportionment			
	TOTAL /UZA all applied to traditional Capital	TOTAL /UZA	Capital (100%)	Capital (90%)	Admin 10%	TOTAL /UZA	Capital (100%)	Capital (90%)	Admin 10%
Rural /NonUrban	\$ 1,567,475.00	\$ 1,575,422.00		\$ 1,417,880.00	\$ 157,542.00				
Small Urban	\$ 2,021,959.00	\$ 2,046,775.00		\$ 1,842,098.00	\$ 204,677.00				
Baton Rouge	\$ 794,090.00	\$ 800,242.00							
Lafayette	\$ 346,604.00	\$ 334,396.00							
New Orleans	\$ 1,342,446.00	\$ 1,366,319.00							
Shreveport	\$ 406,643.00	\$ 411,165.00							
ADMIN - did not apply for admin with FFY 2022 funds to allow more money to cover vehicles with costs so high. We have added Admin back in for FFY 2023 application									
					FED SHARE for Admin (100%)				
Admin utilizing FFY 2023 apportionment	Non Urbanized		\$ -		\$ 157,542.00			\$ 157,542.00	
Admin utilizing FFY 2023 apportionment	Small Urban				\$ 204,677.00			\$ 204,677.00	
CAPITAL ASSISTANCE	State FY	UZA	PROJECT DESCRIPTION	TYPE	FED SHARE (85%)	LOCAL SHARE (13.8%)	Parish Transportation Funds (1.2%)	TOTAL COST	Closed Date
CATEGORY A:									
Ascension COA (split funding)	2025	Rural	5-2MV	REP Minivan	\$ 20,581.90	\$ 3,341.54	\$ 290.56	\$ 24,214.00	
ARC of Ouachita	2025	Rural	5-2MV	REP Minivan	\$ 70,844.10	\$ 11,501.75	\$ 1,000.15	\$ 83,346.00	
ARC of Ouachita	2025	Rural	5-2MV	REP Minivan	\$ 70,844.10	\$ 11,501.75	\$ 1,000.15	\$ 83,346.00	
Assumption ARC	2025	Rural	5-2MV	REP Minivan	\$ 70,844.10	\$ 11,501.75	\$ 1,000.15	\$ 83,346.00	
Avoyelles SDD	2025	Rural	12-2B	REP Cutaway	\$ 132,315.25	\$ 21,481.77	\$ 1,867.98	\$ 155,665.00	
Avoyelles SDD	2025	Rural	12-2B	REP Cutaway	\$ 132,315.25	\$ 21,481.77	\$ 1,867.98	\$ 155,665.00	
Avoyelles SDD	2025	Rural	12-2B	REP Cutaway	\$ 132,315.25	\$ 21,481.77	\$ 1,867.98	\$ 155,665.00	
Sabine COA	2025	Rural	12-2B	REP Cutaway	\$ 132,315.25	\$ 21,481.77	\$ 1,867.98	\$ 155,665.00	
Sabine COA	2025	Rural	12-2B	REP Cutaway	\$ 132,315.25	\$ 21,481.77	\$ 1,867.98	\$ 155,665.00	
Special Ed District #1	2025	Rural	12-2B	REP Cutaway	\$ 132,315.25	\$ 21,481.77	\$ 1,867.98	\$ 155,665.00	
Options	2025	Small Urban	5-2MV	REP Minivan	\$ 70,844.10	\$ 11,501.75	\$ 1,000.15	\$ 83,346.00	
Options	2025	Small Urban	5-2MV	REP Minivan	\$ 70,844.10	\$ 11,501.75	\$ 1,000.15	\$ 83,346.00	
Lafourche ARC	2025	Small Urban	5-2MV	REP Minivan	\$ 70,844.10	\$ 11,501.75	\$ 1,000.15	\$ 83,346.00	
Lafourche COA	2025	Small Urban	12-2B	REP Cutaway	\$ 132,315.25	\$ 21,481.77	\$ 1,867.98	\$ 155,665.00	
Lafourche COA	2025	Small Urban	12-2B	REP Cutaway	\$ 132,315.25	\$ 21,481.77	\$ 1,867.98	\$ 155,665.00	
Lafourche ARC	2025	Small Urban	12-6B	REP Cutaway	\$ 132,812.50	\$ 21,562.50	\$ 1,875.00	\$ 156,250.00	

STARC (split funding)	2025	Small Urban	12-2B	REP Cutaway	\$	25,867.20	\$	4,199.62	\$	365.18	\$	30,432.00	
COAST	2025	Small Urban	12-2B	REP Cutaway	\$	132,315.25	\$	21,481.77	\$	1,867.98	\$	155,665.00	
COAST	2025	Small Urban	12-2B	REP Cutaway	\$	132,315.25	\$	21,481.77	\$	1,867.98	\$	155,665.00	
COAST	2025	Small Urban	12-2B	REP Cutaway	\$	132,315.25	\$	21,481.77	\$	1,867.98	\$	155,665.00	
ARC of Rapides	2025	Small Urban	12-2B	EXP Cutaway	\$	132,315.25	\$	21,481.77	\$	1,867.98	\$	155,665.00	
ARC of Rapides	2025	Small Urban	12-2B	EXP Cutaway	\$	132,315.25	\$	21,481.77	\$	1,867.98	\$	155,665.00	
STARC (split funding)	2025	Small Urban	12-2B	EXP Cutaway	\$	40,991.25	\$	6,655.05	\$	578.70	\$	48,225.00	
ARC of Acadiana - New Iberia	2025	Lafayette	12-2B	REP Cutaway	\$	132,315.25	\$	21,481.77	\$	1,867.98	\$	155,665.00	
LARC, Inc	2025	Lafayette	5-2MV	REP Minivan	\$	81,973.50	\$	13,308.64	\$	1,157.27	\$	96,439.41	
Lafayette COA	2025	Lafayette	12-2B	REP Cutaway	\$	132,315.25	\$	21,481.77	\$	1,867.98	\$	155,665.00	
CAPITAL ASSISTANCE CATEGORY A:	State FY	UZA	PROJECT DESCRIPTION	TYPE	FED SHARE (85%)	LOCAL SHARE (13.4%)	Parish Transportation Funds (1.6%)	TOTAL COST	Closed Date				
Ascension COA (Split funding)	2026	Rural	12-2B	REP Cutaway	\$	131,230.94	\$	20,688.17	\$	2,470.23	\$	154,389.34	
Assumption COA	2026	Rural	5-2MV	REP Minivan	\$	70,844.10	\$	11,168.36	\$	1,333.54	\$	83,346.00	
Sabine COA	2026	Rural	5-2MV	REP Minivan	\$	70,844.10	\$	11,168.36	\$	1,333.54	\$	83,346.00	
Sabine COA	2026	Rural	5-2MV	REP Minivan	\$	70,844.10	\$	11,168.36	\$	1,333.54	\$	83,346.00	
Sabine COA	2026	Rural	5-2MV	REP Minivan	\$	70,844.10	\$	11,168.36	\$	1,333.54	\$	83,346.00	
Sabine COA	2026	Rural	8-2B	REP Cutaway	\$	122,261.45	\$	19,274.16	\$	2,301.39	\$	143,837.00	
Sabine COA	2026	Rural	12-2B Front Lift	REP Cutaway	\$	132,315.25	\$	20,859.11	\$	2,490.64	\$	155,665.00	
Special Ed District #1	2026	Rural	5-2MV	REP Minivan	\$	70,844.10	\$	11,168.36	\$	1,333.54	\$	83,346.00	
ARC of Ouachita	2026	Rural	5-2MV	REP Minivan	\$	70,844.10	\$	11,168.36	\$	1,333.54	\$	83,346.00	
ARC of Ouachita	2026	Rural	5-2MV	REP Minivan	\$	70,844.10	\$	11,168.36	\$	1,333.54	\$	83,346.00	
ARC of Acadiana - Vermilion	2026	Rural	12-2B Front Lift	REP Cutaway	\$	132,315.25	\$	20,859.11	\$	2,490.64	\$	155,665.00	
ARC of Acadiana - Vermilion	2026	Rural	12-2B Front Lift	REP Cutaway	\$	132,315.25	\$	20,859.11	\$	2,490.64	\$	155,665.00	
West Baton Rouge COA	2026	Rural	12-2B	REP Cutaway	\$	132,315.25	\$	20,859.11	\$	2,490.64	\$	155,665.00	
West Baton Rouge COA	2026	Rural	12-2B	REP Cutaway	\$	132,315.25	\$	20,859.11	\$	2,490.64	\$	155,665.00	
Lafourche ARC	2026	Small Urban	5-2MV	REP Minivan	\$	70,844.10	\$	11,168.36	\$	1,333.54	\$	83,346.00	
Lafourche ARC	2026	Small Urban	12-6B	REP Cutaway	\$	132,812.50	\$	20,937.50	\$	2,500.00	\$	156,250.00	
Options	2026	Small Urban	12-2B Front Lift	REP Cutaway	\$	132,315.25	\$	20,859.11	\$	2,490.64	\$	155,665.00	
Options	2026	Small Urban	12-6B	REP Cutaway	\$	132,812.50	\$	20,937.50	\$	2,500.00	\$	156,250.00	
Terrebonne ARC	2026	Small Urban	12-6B	REP Cutaway	\$	132,812.50	\$	20,937.50	\$	2,500.00	\$	156,250.00	
Terrebonne ARC	2026	Small Urban	12-6B	REP Cutaway	\$	132,812.50	\$	20,937.50	\$	2,500.00	\$	156,250.00	
ARC of Rapides	2026	Small Urban	5-2MV	EXP Minivan	\$	70,844.10	\$	11,168.36	\$	1,333.54	\$	83,346.00	
STARC	2026	Small Urban	5-2MV	EXP Minivan	\$	70,844.10	\$	11,168.36	\$	1,333.54	\$	83,346.00	
ARC of Rapides	2026	Small Urban	12-2B	EXP Cutaway	\$	132,315.25	\$	20,859.11	\$	2,490.64	\$	155,665.00	
STARC	2026	Small Urban	5-2MV	EXP Minivan	\$	70,844.10	\$	11,168.36	\$	1,333.54	\$	83,346.00	
Terrebonne Parish Consolidated Gov't	2026	Small Urban	12-6B	REP Cutaway	\$	132,812.50	\$	20,937.50	\$	2,500.00	\$	156,250.00	
Terrebonne Parish Consolidated Gov't	2026	Small Urban	12-6B	REP Cutaway	\$	132,812.50	\$	20,937.50	\$	2,500.00	\$	156,250.00	
Terrebonne Parish Consolidated Gov't	2026	Small Urban	12-6B	REP Cutaway	\$	132,812.50	\$	20,937.50	\$	2,500.00	\$	156,250.00	
Terrebonne Parish Consolidated Gov't	2026	Small Urban	12-6B	REP Cutaway	\$	132,812.50	\$	20,937.50	\$	2,500.00	\$	156,250.00	
State FY	UZA	Quantity			FED SHARE (85%)	LOCAL SHARE (13.8%)	Parish Transportation Funds (1.2%)	TOTAL COST					
	2025	Rural /NonUrban	6	REP Cutaway	\$	793,891.50	\$	128,890.62	\$	11,207.88	\$	933,990.00	
	2025	Rural /NonUrban	4	REP Minivan	\$	233,114.20	\$	37,846.78	\$	3,291.02	\$	274,252.00	
	2026	Rural /NonUrban	5	REP Cutaway	\$	915,068.64	\$	144,257.88	\$	17,224.82	\$	1,076,551.34	

	2026	Rural /NonUrban	7	REP Minivan	\$ 495,908.70	\$ 78,178.52	\$ 9,334.78	\$ 583,422.00	
	Available for Future Fiscal Years	Rural /NonUrban	0	REP	\$ 57,164.96	\$ 9,280.90	\$ 807.03	\$ 67,252.89	
	Available for Future Fiscal Years	Rural /NonUrban	0	EXP	\$ 490,207.00	\$ 79,586.55	\$ 6,920.57	\$ 576,714.12	
	2025	Small Urban	7	REP Cutaway	\$ 820,255.95	\$ 133,170.97	\$ 11,580.08	\$ 965,007.00	
	2025	Small Urban	3	REP Minivan	\$ 212,532.30	\$ 34,505.24	\$ 3,000.46	\$ 250,038.00	
	2025	Small Urban	3	EXP Cutaway	\$ 305,621.75	\$ 49,618.59	\$ 4,314.66	\$ 359,555.00	
	2026	Small Urban	9	REP Cutaway	\$ 1,194,815.25	\$ 188,359.11	\$ 22,490.64	\$ 1,405,665.00	
	2026	Small Urban	1	REP Minivan	\$ 70,844.10	\$ 11,168.36	\$ 1,333.54	\$ 83,346.00	
	2026	Small Urban	3	EXP Minivan	\$ 212,532.30	\$ 33,505.08	\$ 4,000.62	\$ 250,038.00	
	2026	Small Urban	1	EXP Cutaway	\$ 132,315.25	\$ 20,859.11	\$ 2,490.64	\$ 155,665.00	
	Available for Future Fiscal Years	Small Urban	0	REP	\$ 195,864.89	\$ 22,974.95	\$ 1,997.82	\$ 166,485.16	
	Available for Future Fiscal Years	Small Urban	0	EXP	\$ 719,275.22	\$ 116,776.45	\$ 10,154.47	\$ 846,206.14	
	Available for Future Fiscal Years	Baton Rouge	0	REP	\$ 1,594,332.00	\$ 258,844.49	\$ 22,508.22	\$ 1,875,684.71	
	2025	Lafayette	2	REP Cutaway	\$ 264,630.50	\$ 42,963.54	\$ 3,735.96	\$ 311,330.00	
	2025	Lafayette	1	REP Minivan	\$ 81,973.50	\$ 13,308.64	\$ 1,157.27	\$ 96,439.41	
	Available for Future Fiscal Years	Lafayette	0	REP	\$ 334,396.00	\$ 54,290.17	\$ 4,720.88	\$ 393,407.06	
	Available for Future Fiscal Years	New Orleans	0	REP	\$ 1,883,917.50	\$ 305,859.55	\$ 26,596.48	\$ 2,216,373.53	
	Available for Future Fiscal Years	New Orleans	0	EXP	\$ 824,847.50	\$ 133,916.42	\$ 11,644.91	\$ 970,408.82	

SECTION 5303 & 5304
METROPOLITAN PLANNING (49 U.S.C. 5303)
STATE PLANNING AND RESEARCH (49 U.S.C. 5304)
FEDERAL GRANT NO. LA-2024-02

	Section 5303 (80% Federal Share)	Section 5304 (80% Federal Share)
Full Apportionment FFY 2022	\$ 1,449,023.00	\$ 381,082.00
Full Apportionment FFY 2023	\$ 1,477,231.00	\$ 385,761.00
TOTAL	\$ 2,926,254.00	\$ 766,843.00

5303 Projects State FY 2025

MPO	Urbanized Area	Federal Share awarded at 80%	Local Share at 20%	Total Cost	Expended	DATE CLOSED
Rapides Planning Commission PL80-40-25	Alexandria	\$ 45,732.00	\$ 11,433.00	\$ 57,165.00		
Capital Region Planning Commissior PL80-17-25	Baton Rouge	\$ 247,963.00	\$ 61,990.75	\$ 309,953.75		
Regional Planning Commissior PL80-53-25	Hammond	\$ 43,833.00	\$ 10,958.25	\$ 54,791.25		
South Central Planning & Development Commission PL80-55-25	Houma	\$ 67,808.00	\$ 16,952.00	\$ 84,760.00		
Acadiana Planning Commission PL80-28-25	Lafayette	\$ 94,699.00	\$ 23,674.75	\$ 118,373.75		
Imperial Calcasieu Planning PL80-10-25	Lake Charles	\$ 73,400.00	\$ 18,350.00	\$ 91,750.00		
Regional Planning Commission PL80-52-25	Mandeville/Covington & Slidell	\$ 107,482.00	\$ 26,870.50	\$ 134,352.50		
Ouachita Council of Governments PL80-37-25	Monroe	\$ 59,422.00	\$ 14,855.50	\$ 74,277.50		
Regional Planning Commission PL80-36-25	New Orleans	\$ 583,226.00	\$ 145,806.50	\$ 729,032.50		
Northwest LA Council of Government PL80-09-25	Shreveport	\$ 125,458.00	\$ 31,364.50	\$ 156,822.50		
5303 TOTAL FY 2025		\$ 1,449,023.00	\$ 367,255.75	\$ 1,816,278.75	\$ -	

5303 Projects State FY 2026

MPO	Urbanized Area	Federal Share awarded at 80%	Local Share at 20%	Total Cost	Expended	DATE CLOSED
Rapides Planning Commission PL80-40-26	Alexandria	\$ 46,495.00	\$ 11,623.75	\$ 58,118.75		
Capital Region Planning Commissior PL80-17-26	Baton Rouge	\$ 254,117.00	\$ 63,529.25	\$ 317,646.25		
Regional Planning Commissior PL80-53-26	Hammond	\$ 44,540.00	\$ 11,135.00	\$ 55,675.00		
South Central Planning & Development Commission PL80-55-26	Houma	\$ 69,226.00	\$ 17,306.50	\$ 86,532.50		

SECTION 5303 & 5304
METROPOLITAN PLANNING (49 U.S.C. 5303)
STATE PLANNING AND RESEARCH (49 U.S.C. 5304)
FEDERAL GRANT NO. LA-2024-02

	Section 5303 (80% Federal Share)	Section 5304 (80% Federal Share)
Full Apportionment FFY 2022	\$ 1,449,023.00	\$ 381,082.00
Full Apportionment FFY 2023	\$ 1,477,231.00	\$ 385,761.00
TOTAL	\$ 2,926,254.00	\$ 766,843.00

5303 Projects State FY 2025

Acadiana Planning Commission PL80-28-26	Lafayette	\$ 96,915.00	\$ 24,228.75	\$ 121,143.75		
Southwest LA Regional Planning PL80-10-26	Lake Charles	\$ 74,984.00	\$ 18,746.00	\$ 93,730.00		
Regional Planning Commission PL80-52-26	Mandeville/Covington & Slidell	\$ 109,483.00	\$ 27,370.75	\$ 136,853.75		
Ouachita Council of Governments PL80-37-26	Monroe	\$ 60,591.00	\$ 15,147.75	\$ 75,738.75		
Regional Planning Commission PL80-36-26	New Orleans	\$ 592,614.00	\$ 148,153.50	\$ 740,767.50		
Northwest LA Council of Government PL80-09-26	Shreveport	\$ 128,266.00	\$ 32,066.50	\$ 160,332.50		
5303 TOTAL FFY2025		\$ 1,477,231.00	\$ 369,307.75	\$ 1,846,538.75	\$ -	

State Planning and Research (49 U.S.C. 5304)		Federal Share (80%)	TEF State Share (20%)	TOTAL COST	Expended	
Program Support/Administration	FFY 2022	\$ 381,082.00	\$ 95,270.50	\$ 476,352.50		
Program Support/Administration	FFY 2023	\$ 385,761.00	\$ 96,440.25	\$ 482,201.25		
5304 TOTAL		\$ 766,843.00	\$ 191,710.75	\$ 958,553.75	\$ -	

New Orleans Urban Area

Regional Planning Commission (RPC)

(for Jefferson, Orleans, Plaquemines, St. Bernard & St. Tammany Parishes)

LADOTD Transit STIP 2023-2026

REGIONAL PLANNING COMMISSION
JEFFERSON, ORLEANS, PLAQUEMINES, ST. BERNARD, ST. CHARLES, ST. JOHN THE BAPTIST,
ST. TAMMANY AND TANGIPAHOA PARISHES

January 15, 2025

Ms. Tina Athalone
Public Transportation Director
Louisiana Department of Transportation
and Development
Post Office Box 94245
Baton Rouge, LA 70804-9245

Re: FY 2024 New Orleans UZA Transit TIP

Dear Ms. Athalone

Please accept this amendment to the Transit Element of the Regional Planning Commission's FY 24 Transportation Improvement Programs (TIP) for the New Orleans UZA for inclusion in the State Transportation Improvement Plan (STIP).

In the New Orleans Urbanized Area (UZA), RTA has received a grant award from the All Stations Accessibility Program (ASAP) that will be used to bring St. Charles Streetcar Stations above ADA-compliant and up-to-date Title VI standards, in Orleans Parish.

The Policy Board and Commission approved these amendments on January 14, 2025. Please advise if you have any questions or need additional information.

Sincerely,




Jason Sappington
Deputy Director

cc: Michelle Bloomer, FTA

Amendment Considered at Meeting of January 14, 2025
FY 2024 Transportation Improvement Program
New Orleans Region
Transit Element – Financially Constrained

Project	Agency	Estimated Cost	Other	Local Match	Comments
St Charles Streetcar Stations Accessibility Project	RTA	6,865,655	5,495,524	1,373,131	All Stations Accessibility Program (ASAP)

The above TIP Amendments (New Orleans Urbanized Area Transit Elements) were approved at the January 14, 2025 meeting.
Signed by Parish President Robby Miller on behalf of:
Cynthia Lee Sheng, Chairwoman, Jefferson Parish President



2024 Transportation Improvement Program - Transit Element

Project	Parish	Total Cost	Section 5307	Section 5337 (Rail)	Section 5337 (HOV)	Section 5339	Section 5310	Other	Total Federal	Local Match	Comments
Demand Response Vehicles	Region	1,748,533					1,398,826		1,398,826	349,707	
Total Region FY-24		1,748,533	0	0	0	0	1,398,826		1,398,826	349,707	
Total Region		1,748,533	0	0	0	0	1,398,826		1,398,826	349,707	
Transit Security 1%	Jefferson	96,587	77,270						77,270	19,317	
Transit Safety -75%	Jefferson	72,441	57,953						57,953	14,488	
Fixed Route Bus	Jefferson	942,165	800,840						800,840	141,325	RS
Preventative Maintenance	Jefferson	1,085,000	868,000						868,000	217,000	RS
Operating Assistance - Fixed Route	Jefferson	5,000,000	2,500,000						2,500,000	2,500,000	FA
Rehab/Renov ADA Access	Jefferson	329,208	279,827						279,827	49,381	FA
Rehab-Westbank Terminal	Jefferson	1,043,888	835,110						835,110	208,778	FA
Bus Lifts	Jefferson	150,000	120,000						120,000	30,000	EQ
Project Administration	Jefferson	400,000	320,000						320,000	80,000	RS
Fixed Route Bus	Jefferson	550,732							495,659	87,469	RS
Preventative Maintenance (HOV)	Jefferson	449,549							359,639	89,910	RS
Low-No Emissions Buses	Jefferson	6,423,000							5,459,550	963,450	5339 (c) Low/No Emissions
Total Jefferson FY-24		16,542,570	5,859,000	0	359,639	495,659	0.0	0.0	12,173,848	4,401,118	
Total Jefferson		16,542,570	5,859,000	0	359,639	495,659	0.0	0.0	12,173,848	4,401,118	
Preventative Maintenance (Bus)	Orleans (RTA)	15,609,649	12,487,719						12,487,719	3,121,930	RS
Security Requirement 1%	Orleans (RTA)	178,355	142,684						142,684	35,671	
Safety 75%	Orleans (RTA)	133,766	107,013						107,013	26,753	
City of Kenner	Jefferson (RTA)	200,000	160,000						160,000	40,000	
Administrative Support	Orleans (RTA)	535,064	428,051						428,051	107,013	FA
Bus Yard Punch Tag	Orleans (RTA)	130,829	104,663						104,663	26,166	RS
Bus Engine Repower	Orleans (RTA)	1,047,835	838,268						838,268	209,567	RS
Preventative Maintenance (ferry)	Orleans (RTA)	757,813	606,250						606,250	151,563	RS
Administrative Support (ferry)	Orleans (RTA)	23,438	18,750						18,750	4,688	RS
Preventative Maintenance (Rail)	Orleans (RTA)	8,563,320		6,850,656					6,850,656	1,712,664	RS
Administrative Support (Rail)	Orleans (RTA)									0	RS
Streetcar APC Upgrades	Orleans (RTA)									0	RS
Traction Power Services Vehicles	Orleans (RTA)									0	RS
Streetcar AC Unit Replacement	Orleans (RTA)									0	RS
Streetcar Wheel Replacement	Orleans (RTA)									0	IN
St. Charles Loop Phase 4 Construction	Orleans (RTA)									0	RS
Preventative Maintenance (HOV)	Orleans (RTA)	449,549							359,639	89,910	RS
Administrative Support (HOV)	Orleans (RTA)									0	EQ
Canal Depot Bus Lift Replacement	Orleans (RTA)	1,497,359							1,197,887	299,472	EQ
Low-No Emissions Vehicle & Charging Infrastructure	Orleans (RTA)	81,662,693							71,439,261	10,243,432	EQ
St. Charles Streetcar Stations Accessibility Program (ASAP) Award	Orleans (RTA)	6,865,655						5,495,524	5,495,524	1,373,131	All Stations Accessibility Program (ASAP) Award

Ferry Boat Program	Orleans (RTA)	999,996						199,999	999,996	199,999	FY22 Passenger Ferry Program
Total Orleans FY-24		118,675,321	14,893,399	6,850,656	359,639	72,637,148	0.0	5,695,523	101,236,363	17,641,957	
Total Orleans		118,675,321	14,893,399	6,850,656	359,639	72,637,148	0.0	5,695,523	101,236,363	17,641,957	
Preventative Maintenance	St. Bernard (SBURT)	250,000	200,000						200,000	50,000	RS
Total St. Bernard FY-24		250,000	200,000	0	0	0.0	0.0		200,000	50,000	
Total St. Bernard		250,000	200,000	0	0	0.0	0.0		200,000	50,000	
Replacement Radios	River Parishes (RPTA)	35,000	28,000						28,000	7,000	RS
Replacement Phones	River Parishes (RPTA)	12,500	10,000						10,000	2,500	RS
Replacement Vehicles	River Parishes (RPTA)	337,647	287,000						287,000	50,647	RS
Total St. John/St. Charles FY-24		385,147	325,000	0	0	0.0	0.0		325,000	60,147	
Total St. John/St. Charles		385,147	325,000	0	0	0.0	0.0		325,000	60,147	
Ferry Preventative Maintenance		406,250	325,000						325,000	81,250	RS
Ferry Preventative Maintenance		330,000	264,000						264,000	66,000	FY19
Total Plaquemines FY-24		736,250	589,000	0	0	0.0	0.0		589,000	147,250	
Total Plaquemines		736,250	589,000	0	0	0.0	0.0		589,000	147,250	
TOTAL FY-24		138,337,821	21,866,399	6,850,656	719,278	73,132,807	1,398,826	5,695,523	115,923,036	22,650,179	
TOTAL		138,337,821	21,866,399	6,850,656	719,278	73,132,807	1,398,826	5,695,523	115,923,036	22,650,179	

** State of Good Repair Abbreviations: RS (Rolling Stock); FA (Facilities); EQ (Equipment); IN (Infrastructure)

	\$ Amount	\$ Percent
Rolling Stock	30,747,009	22.23%
Infrastructure	0	0.00%
Facilities	1,503,925	1.09%
Equipment	1,647,359	1.19%

REGIONAL PLANNING COMMISSION
JEFFERSON, ORLEANS, PLAQUEMINES, ST. BERNARD, ST. CHARLES, ST. JOHN THE BAPTIST,
ST. TAMMANY AND TANGIPAHOA PARISHES

March 11, 2025

Ms. Tina Athalone
Public Transportation Director
Louisiana Department of Transportation
and Development
Post Office Box 94245
Baton Rouge, LA 70804-9245

Re: FY24 New Orleans UA Transit TIP


Dear Ms. Athalone

Please accept this amendment to the Transit Element of the Regional Planning Commission's FY24 Transportation Improvement Program (TIP) for the New Orleans Urban Area (UA) for inclusion in the State Transportation Improvement Plan (STIP).

The purpose of this Amendment is to flex FHWA CPR funds attributable to the New Orleans UA to Section 5307 Transit dollars for Jefferson Parish Transit ADA Bus Stop Improvements, Transit Access project District 4, reference # LA-2002-025-01.

The Policy Board and Commission approved this flex of FHWA CRP funds to the New Orleans UA to Section 5307 transit funds for the said project on March 11, 2025. Should you have any questions or require further information, please do not hesitate to reach out.

Sincerely,



Jason Sappington
Deputy Director

cc: Michelle Bloomer, FTA
Ninette Barios, RTA

2024 Transportation Improvement Program - Transit Element

Project	Parish	Total Cost	Section 5307	Section 5337 (Rail)	Section 5337 (HOV)	Section 5339	Section 5310	Other	Total Federal	Local Match	Comments
Demand Response Vehicles	Region	1,748,533					1,398,826		1,398,826	349,707	
Total Region FY-24		1,748,533	0	0	0		1,398,826		1,398,826	349,707	
Total Region		1,748,533	0	0	0		1,398,826		1,398,826	349,707	
Transit Security 1%	Jefferson	96,587	77,270						77,270	19,317	
Transit Safety .75%	Jefferson	72,441	57,953						57,953	14,488	
Fixed Route Bus	Jefferson	942,165	800,840						800,840	141,325	RS
Preventative Maintenance	Jefferson	1,085,000	868,000						868,000	217,000	RS
Operating Assistance - Fixed Route	Jefferson	5,000,000	2,500,000						2,500,000	2,500,000	
Rehab/Renov ADA Access	Jefferson	329,208	279,827						279,827	49,381	FA
Rehab-Westbank Terminal	Jefferson	1,043,888	835,110						835,110	208,778	FA
Bus Lifts	Jefferson	150,000	120,000						120,000	30,000	EQ
Project Administration	Jefferson	400,000	320,000						320,000	80,000	
ADA Bus Stop Improvements, Transit Access, Dist 4.	Jefferson	1,600,000	1,280,000						1,280,000	320,000	
Fixed Route Bus	Jefferson	550,732				495,659			495,659	87,469	RS
Preventative Maintenance (HOV)	Jefferson	449,549			359,639				359,639	89,910	RS
Low-No Emissions Buses	Jefferson	6,423,000				5,459,550.0			5,459,550	963,450	5339 (c) Low/No Emissions
Total Jefferson FY-24		18,142,570	7,139,000	0	359,639	495,659	0.0		13,453,848	4,721,118	
Total Jefferson		18,142,570	7,139,000	0	359,639	495,659	0.0		13,453,848	4,721,118	
Preventative Maintenance (Bus)	Orleans (RTA)	15,609,649	12,487,719						12,487,719	3,121,930	RS
Security Requirement 1%	Orleans (RTA)	178,355	142,684						142,684	35,671	
Safety .75%	Orleans (RTA)	133,766	107,013						107,013	26,753	
City of Kenner	Jefferson (RTA)	200,000	160,000						160,000	40,000	
Administrative Support	Orleans (RTA)	535,064	428,051						428,051	107,013	
Bus Yard Punch Tag	Orleans (RTA)	130,829	104,663						104,663	26,166	FA
Bus Engine Repower	Orleans (RTA)	1,047,835	838,268						838,268	209,567	RS
Preventative Maintenance (Ferry)	Orleans (RTA)	757,813	606,250						606,250	151,563	RS
Administrative Support (Ferry)	Orleans (RTA)	23,438	18,750						18,750	4,688	
Preventative Maintenance (Rail)	Orleans (RTA)	8,563,320		6,850,656					6,850,656	1,712,664	RS
Administrative Support (Rail)	Orleans (RTA)	0		0					0	0	
Streetcar APC Upgrades	Orleans (RTA)	0		0					0	0	RS
Traction Power Services Vehicles	Orleans (RTA)	0		0					0	0	RS
Streetcar AC Unit Replacement	Orleans (RTA)	0		0					0	0	RS
Streetcar Wheel Replacement	Orleans (RTA)	0		0					0	0	RS
St. Charles Loop Phase 4-Construction	Orleans (RTA)	0		0					0	0	IN
Preventive Maintenance (HOV)	Orleans (RTA)	449,549			359,639				359,639	89,910	RS
Administrative Support (HOV)	Orleans (RTA)	0			0				0	0	
Canal Depot Bus Lift Replacement	Orleans (RTA)	1,497,359				1,197,887			1,197,887	299,472	EQ
Low-No Emissions Vehicle & Charging Infrastructure	Orleans (RTA)	81,682,693				71,439,261			71,439,261	10,243,432	EQ

St. Charles Streetcar Stations Accessibility Program	Orleans (RTA) Orleans (RTA)	6,865,655 999,996						5,495,524 199,999	5,495,524 999,996	1,373,131 199,999	All Stations Accessibility Program (ASAP) Award FY22 Passenger Ferry Program
Total Orleans FY-24		118,675,321	14,893,399	6,850,656	359,639	72,637,148	0.0	5,695,523	101,236,363	17,641,957	
Total Orleans		118,675,321	14,893,399	6,850,656	359,639	72,637,148	0.0	5,695,523	101,236,363	17,641,957	
Preventative Maintenance	St. Bernard (SBURT)	250,000	200,000						200,000	50,000	RS
Total St. Bernard FY-24		250,000	200,000	0	0	0.0	0.0		200,000	50,000	
Total St. Bernard		250,000	200,000	0	0	0.0	0.0		200,000	50,000	
Replacement Radios	River Parishes (RPTA)	35,000	28,000						28,000	7,000	RS
Replacement Phones	River Parishes (RPTA)	12,500	10,000						10,000	2,500	RS
Replacement Vehicles	River Parishes (RPTA)	337,647	287,000						287,000	50,647	RS
Total St. John/St. Charles FY-24		385,147	325,000	0	0	0.0	0.0		325,000	60,147	
Total St. John/St. Charles		385,147	325,000	0	0	0.0	0.0		325,000	60,147	
Ferry Preventative Maintenance		406,250	325,000						325,000	81,250	RS
Ferry Preventative Maintenance		330,000	264,000						264,000	66,000	FY19
Total Plaquemines FY-24		736,250	589,000	0	0	0.0	0.0		589,000	147,250	
Total Plaquemines		736,250	589,000	0	0	0.0	0.0		589,000	147,250	
TOTAL FY-24		139,937,821	23,146,399	6,850,656	719,278	73,132,807	1,398,826	5,695,523	117,203,036	22,970,179	
TOTAL		139,937,821	23,146,399	6,850,656	719,278	73,132,807	1,398,826	5,695,523	117,203,036	22,970,179	

** State of Good Repair Abbreviations: RS (Rolling Stock); FA (Facilities); EQ (Equipment); IN (Infrastructure)


	\$ Amount	\$ Percent
Rolling Stock	30,747,009	21.97%
Infrastructure	0	0.00%
Facilities	1,503,925	1.07%
Equipment	1,647,359	1.18%

Amendment Considered at Meeting of March 11, 2025
FY 2024 Transportation Improvement Program
New Orleans Region
Transit Element – Financially Constrained

Project	Agency	Estimated Cost	5307	Local Match	Comments
ADA Bus Stops Improvements, Transit Access, Dist. 4	Jefferson	\$1,600,000	1,280,000	320,000	Flex FHWA CRP Funds to Transit, ref: LA-2002-025-01

The above TIP Amendments (New Orleans Urbanized Area Transit Elements) were approved at the March 11, 2025 meeting.

Cynthia Lee Sheng, Chairwoman, Jefferson Parish President



A handwritten signature in black ink, appearing to read 'Cynthia Lee Sheng', is written over a horizontal line.

REGIONAL PLANNING COMMISSION

JEFFERSON, ORLEANS, PLAQUEMINES, ST. BERNARD, ST. CHARLES, ST. JOHN THE BAPTIST,
ST. TAMMANY AND TANGIPAHOA PARISHES

April 8, 2025

Ms. Tina Athalone
Public Transportation Director
Louisiana Department of Transportation
and Development
Post Office Box 94245
Baton Rouge, LA 70804-9245

Re: FY2024 New Orleans UZA Transit TIP


Dear Ms. Athalone

Please accept this amendment to the Transit Element of the Regional Planning Commission's FY2024 Transportation Improvement Programs (TIP) for the New Orleans Urbanized Area(UZA for inclusion in the State Transportation Improvement Plan (STIP).

In the New Orleans UZA portion of Jefferson Parish, Jefferson Parish Transit has been awarded the Project Award 2024 funding through the Louisiana Rural Section 5339. These funds support ADA Enhanced Access improvements at bus stops within District 2.

The Policy Board and Commission approved these amendments on April 08, 2025. If you have any questions or need additional information, please feel free to contact us.

Sincerely,



Jason Sappington
Deputy Director


cc: Michelle Bloomer, FTA
Ninette Barrios, Transit Director

Amendment Considered at Meeting of April 08, 2025
FY 2024 Transportation Improvement Program
New Orleans Region
Transit Element – Financially Constrained

Project	Agency	Estimated Cost	Other	Local Match	Comments
ADA Enhanced Access for Bus Stop Improvements, Dist. 2	Jefferson Parish Transit	1,952,680	1,562,144	390,536	Louisiana Rural Section 5339 Project Award, DOTD

The above TIP Amendments (New Orleans Urbanized Area Transit Elements) were approved at the April 8, 2025 meeting.

Cynthia Lee Sheng, Chairwoman, Jefferson Parish President



2024 Transportation Improvement Program - Transit Element

Project	Parish	Total Cost	Section 5307	Section 5337 (Rail)	Section 5337 (HOV)	Section 5339	Section 5310	Other	Total Federal	Local Match	Comments
Demand Response Vehicles	Region	1,748,533					1,398,826		1,398,826	349,707	
Total Region FY-24		1,748,533	0	0	0		1,398,826		1,398,826	349,707	
Total Region		1,748,533	0	0	0		1,398,826		1,398,826	349,707	
Transit Security 1%	Jefferson	96,587	77,270						77,270	19,317	
Transit Safety .75%	Jefferson	72,441	57,953						57,953	14,488	
Fixed Route Bus	Jefferson	942,165	800,840						800,840	141,325	RS
Preventative Maintenance	Jefferson	1,085,000	868,000						868,000	217,000	RS
Operating Assistance - Fixed Route	Jefferson	5,000,000	2,500,000						2,500,000	2,500,000	
Rehab/Renov ADA Access	Jefferson	329,208	279,827						279,827	49,381	FA
Rehab-Westbank Terminal	Jefferson	1,043,888	835,110						835,110	208,778	FA
Bus Lifts	Jefferson	150,000	120,000						120,000	30,000	EQ
Project Administration	Jefferson	400,000	320,000						320,000	80,000	
ADA Bus Stop improvements, Transit Access, Dist 4.	Jefferson	1,600,000	1,280,000						1,280,000	320,000	
ADA Bus Stop improvements, Transit Access, Dist 2.	Jefferson	1,952,680				1,562,144			1,562,144	390,536	
Fixed Route Bus	Jefferson	550,732				495,659			495,659	87,469	RS
Preventative Maintenance (HOV)	Jefferson	449,549			359,639				359,639	89,910	RS
Low-No Emissions Buses	Jefferson	6,423,000				5,459,550.0			5,459,550	963,450	5339 (c) Low/No Emissions
Total Jefferson FY-24		20,095,250	7,139,000	0	359,639	2,057,803	0.0		15,015,992	5,111,654	
Total Jefferson		20,095,250	7,139,000	0	359,639	2,057,803	0.0		15,015,992	5,111,654	
Preventative Maintenance (Bus)	Orleans (RTA)	15,609,649	12,487,719						12,487,719	3,121,930	RS
Security Requirement 1%	Orleans (RTA)	178,355	142,684						142,684	35,671	
Safety .75%	Orleans (RTA)	133,766	107,013						107,013	26,753	
City of Kenner	Jefferson (RTA)	200,000	160,000						160,000	40,000	
Administrative Support	Orleans (RTA)	535,064	428,051						428,051	107,013	
Bus Yard Punch Tag	Orleans (RTA)	130,829	104,663						104,663	26,166	FA
Bus Engine Repower	Orleans (RTA)	1,047,835	838,268						838,268	209,567	RS
Preventative Maintenance (Ferry)	Orleans (RTA)	757,813	606,250						606,250	151,563	RS
Administrative Support (Ferry)	Orleans (RTA)	23,438	18,750						18,750	4,688	
Preventative Maintenance (Rail)	Orleans (RTA)	8,563,320		6,850,656					6,850,656	1,712,664	RS
Administrative Support (Rail)	Orleans (RTA)	0		0					0	0	
Streetcar APC Upgrades	Orleans (RTA)	0		0					0	0	RS
Traction Power Services Vehicles	Orleans (RTA)	0		0					0	0	RS
Streetcar AC Unit Replacement	Orleans (RTA)	0		0					0	0	RS
Streetcar Wheel Replacement	Orleans (RTA)	0		0					0	0	RS
St. Charles Loop Phase 4-Construction	Orleans (RTA)	0		0					0	0	IN
Preventive Maintenance (HOV)	Orleans (RTA)	449,549			359,639				359,639	89,910	RS

Administrative Support (HOV)	Orleans (RTA)	0			0				0	0	
Canal Depot Bus Lift Replacement	Orleans (RTA)	1,497,359				1,197,887			1,197,887	299,472	EQ
Low-No Emissions Vehicle & Charging Infrastructure	Orleans (RTA)	81,682,693				71,439,261			71,439,261	10,243,432	EQ
St. Charles Streetcar Stations Accessibility Program	Orleans (RTA)	6,865,655						5,495,524	5,495,524	1,373,131	All Stations Accessibility Program (ASAP) Award
Ferry Boat Program	Orleans (RTA)	999,996						199,999	999,996	199,999	FY22 Passenger Ferry Program
Total Orleans FY-24		118,675,321	14,893,399	6,850,656	359,639	72,637,148	0.0	5,695,523	101,236,363	17,641,957	
Total Orleans		118,675,321	14,893,399	6,850,656	359,639	72,637,148	0.0	5,695,523	101,236,363	17,641,957	
Preventative Maintenance	St. Bernard (SBURT)	250,000	200,000						200,000	50,000	RS
Total St. Bernard FY-24		250,000	200,000	0	0	0.0	0.0		200,000	50,000	
Total St. Bernard		250,000	200,000	0	0	0.0	0.0		200,000	50,000	
Replacement Radios	River Parishes (RPTA)	35,000	28,000						28,000	7,000	RS
Replacement Phones	River Parishes (RPTA)	12,500	10,000						10,000	2,500	RS
Replacement Vehicles	River Parishes (RPTA)	337,647	287,000						287,000	50,647	RS
Total St. John/St. Charles FY-24		385,147	325,000	0	0	0.0	0.0		325,000	60,147	
Total St. John/St. Charles		385,147	325,000	0	0	0.0	0.0		325,000	60,147	
Ferry Preventative Maintenance		406,250	325,000						325,000	81,250	RS
Ferry Preventative Maintenance		330,000	264,000						264,000	66,000	FY19
Total Plaquemines FY-24		736,250	589,000	0	0	0.0	0.0		589,000	147,250	
Total Plaquemines		736,250	589,000	0	0	0.0	0.0		589,000	147,250	
TOTAL FY-24		141,890,501	23,146,399	6,850,656	719,278	74,694,951	1,398,826	5,695,523	118,765,180	23,360,715	
TOTAL		141,890,501	23,146,399	6,850,656	719,278	74,694,951	1,398,826	5,695,523	118,765,180	23,360,715	

** State of Good Repair Abbreviations: RS (Rolling Stock); FA (Facilities); EQ (Equipment); IN (Infrastructure)

	\$ Amount	\$ Percent
Rolling Stock	30,747,009	21.67%
Infrastructure	0	0.00%
Facilities	1,503,925	1.06%
Equipment	1,647,359	1.16%

Alexandria Urban Area

Rapides Area Planning Commission (RAPC)

LADOTD Transit STIP 2023-2026

2023 - 2026
TRANSPORTATION IMPROVEMENT PROGRAM
Amendment No. 5



Staff Contact | Jonathan Bolen, Chief Transportation Officer | jbolen@rapc.info

Public Review & Comment Schedule

ACTIVITY	DATE	LOCATION	PURPOSE
Technical Advisory Committee (TAC) Meeting	Wednesday, November 6 10:00 AM	803 Johnston Street, Alexandria, LA 71301	The TAC is scheduled to make a formal recommendation on the proposed amendment at this meeting.
Public Review & Comment Period	November 12 thru December 2	Electronic Review: www.rapc.info Hard copy documents available on request at the Rapides Area Planning Commission	The general public, partners and stakeholders will have an opportunity to review and comment on the proposed amendment. Comments will be accepted in writing and online using the public comment form. Please email comments to: jbolen@rapc.info
Transportation Policy Committee (TPC) Meeting	Wednesday, December 4 10:00 AM	803 Johnston Street, Alexandria, LA 71301 And Online (Zoom)	The TPC is scheduled to take formal action on the proposed amendment at this meeting, pending public comment. There is an opportunity for public comment at this meeting, under the standing Public Comments agenda item.

Background

Alexandria-Pineville Metropolitan Planning Organization (APMPO) is responsible for multi-modal transportation planning and investment decision-making inside the Alexandria-Pineville metro area and anticipates, forecasts and plans for the transportation needs of today, tomorrow and the future. It does not to fund, design, build, or operate transportation systems.

The APMPO's Transportation Improvement Program (TIP) is an on-going program that assigns funding to specific highway, road, bridge, transit, bicycle, pedestrian, and other regionally significant transportation projects. Inclusion in the TIP is federally required before any federal funds can be made available for use on a project. The current TIP covers projects that are expected to be active during the Federal Fiscal Years (FFY) 2023 through 2026.

The complete project list and additional project information can be found in the current TIP document located on the APMPO's website at, www.rapc.info/transportation.

2023 - 2026

TRANSPORTATION IMPROVEMENT PROGRAM

Amendment No. 5

Summary of Changes



Amendments

Regular opportunities are provided to project sponsors to request changes during the project development process. Requests for new projects or requests for significant changes to scope or cost are considered as formal Amendments and require formal approval by the APMPO Transportation Policy Committee (TPC).

Amendment (formal action required)

TIP Section	Project Name	Change
Highway	H.016197 LA 1208-3: JACKSON STREET REHABILITATION	Update H.XXXXXX Jackson Street project title to H.016197 1208-3: Jackson Street Rehabilitation; move outside to FFY 2027.
Highway	H.016203 ENGLAND AIRPARK ROADWAY IMPROVEMENTS	Update H.XXXXXX Vandenburg Drive Road Improvements project title to H.016202 England Airpark Roadway Improvements in FFY 2026; Modify Construction Phase from \$1,134,994 to \$1,248,501 of STP50-200K at 80/20 in FFY 2026.
Highway	H.016252 MASONIC DRIVE: TEXAS AVE - LEE ST	Update H.XXXXXX Masonic Drive Safety Improvements project title to H.016252 Masonic Drive: Texas Ave-Lee St of STP50-200K at 80/20 in FFY 2025
Highway	H.015633 COA ASPHALTIC REHAB - PHASE III	Modify H.015633 COA Asphaltic Rehab- Phase III Construction Phase from \$3,575,000 to \$3,080,000 of STP50-200K at 80/20 in FFY 2026.
Highway	H.XXXXXX MPA AERIAL PHOTOGRAPHY	Add MPA Aerial Photography for \$70,000 of STP50-200K Funding at 80/20 to FFY2025.
Highway	H.XXXXXX Metropolitan Transportation Plan Update	Modify project amount from \$540,000 of STP50-200K funding at 80/20 to \$600,000 of STP50-200K funding at 80/20 in FFY2025.
Highway	H.016272 RAPC CRP PLANNING STUDY	Update H.XXXXXX CRP Outreach & Strategy Plan project title to H.016272 RAPC CRP Planning Study; move from FFY2024 to FFY2025.
Transit	H.XXXXXX CONSOLIDATED TRANSIT VEHICLE INSPECTION & TRAINING CENTER	Add Consolidated Transit Vehicle Inspection & Training Center for \$480,000 of FTA ICAM 2024 Competitive Grant Fund Award at 80/20 to FFY2025.

2023 - 2026

TRANSPORTATION IMPROVEMENT PROGRAM

Amendment No. 5



Overall

Highway Element

Costs for projects programmed in the current TIP have increased due to inflation or modification of scope. As a result, the current TIP is over programmed and no longer financially-constrained.

The TAC proposed moving the LA 1208-3: JACKSON STREET REHABILITATION project outside the current TIP from FFY2026 to FFY2027 to ensure it remains financially constrained. Projects moved outside the financially constrained portion of the TIP may be funded under another program or moved back into the TIP at the discretion of the TPC, subject to available funding.

As proposed, Amendment No. 5 maintains the total number of projects programmed in the TIP (13) to be authorized between federal fiscal years (FFY) 2023 and 2026 and reduces programmed STP50-200K investment from \$13,136,257 to \$10,576,257.

HIGHWAY TIP INVESTMENT (FHWA - STP50-200K)	TIP ALLOCATION (BASELINE)	CURRENT TIP	Amendment 5 (PROPOSED)
Total 4-Year Program	\$11,200,000	\$13,136,257	\$10,576,257
Average / FFY	\$2,800,000	\$3,284,064	\$2,644,064
Safety	20%	19%	19%
Pavement / Bridge	75%	77%	76%
Planning	5%	4%	6%

Transit Element

As proposed, Amendment No. 5 increases overall TIP transit investment (FTA 5307 + FTA. 5339 + ICAM) 3.48%. It increased total TIP FTA 5307 investment in transit facilities by 4% and maintains current investment in rolling stock, preventative maintenance, and equipment.

TOTAL TRANSIT TIP INVESTMENT (FTA 5307 + FTA 5339 + ICAM)	Rolling Stock	Facilities	Preventative Maintenance	Operations	Equipment	TOTAL INVESTMENT (fed+local)
Current	11%	2%	2%	82%	3%	\$13,782,904
Amendment 5	11%	6%	2%	79%	3%	\$14,262,904

2023 - 2026

TRANSPORTATION IMPROVEMENT PROGRAM

Amendment No. 5

Transit Element (Proposed)



TRANSIT ELEMENT							
TRANSPORTATION IMPROVEMENT PROGRAM							
Alexandria/Pineville Metropolitan Area							
Code	Description	Match Type	Section	Total Amount	Federal	Match	Agency
FY 2022 - FY 2023							
30.09.00	Operating Assistance	50/50	5307 Operating	\$2,970,000	\$1,485,000	\$1,485,000	FTA
11.32.10	Replace (Six) Bus Stop Shelters	80/20	5307 Capital	\$133,240	\$106,592	\$26,648	FTA
11.7A.00	Preventive Maintenance	50/50	5307 Operating	\$80,000	\$40,000	\$40,000	FTA
11.42.06	Acquire Shop Equipment	80/20	5307 Capital	\$385,000	\$308,000	\$77,000	FTA
11.30.01	1% Security Capital Bus	50/50	5307 Operating	\$30,000	\$15,000	\$15,000	FTA
11.62.03	Upgrade Radios	80/20	5307 Capital	\$30,000	\$24,000	\$6,000	FTA
Sub-Total				\$3,628,240	\$1,978,592	\$1,649,648	
FY 2023 - FY 2024							
30.09.00	Operating Assistance	50/50	5307 Operating	\$2,613,200	\$1,306,600	\$1,306,600	FTA
11.42.20	Acquire Shop Equipment	80/20	5307 Capital	\$40,000	\$32,000	\$8,000	FTA
11.32.10	Replace (Six) Bus Stop Shelters	80/20	5307 Capital	\$191,750	\$153,400	\$38,350	FTA
11.7A.00	Preventive Maintenance	50/50	5307 Operating	\$50,000	\$25,000	\$25,000	FTA
11.30.01	1% Security Capital Bus	50/50	5307 Operating	\$30,000	\$15,000	\$15,000	FTA
Sub-Total				\$2,924,950	\$1,500,000	\$1,392,950	
FY 2024 - FY 2025							
30.09.00	Operating Assistance	50/50	5307 Operating	\$2,737,162	\$1,368,581	\$1,368,581	FTA
11.7A.00	Preventive Maintenance	50/50	5307 Operating	\$50,000	\$25,000	\$25,000	FTA
11.42.11	Acquire Support Vehicles	85/15	5307 Capital	\$107,552	\$91,419	\$16,133	FTA
11.12.20	Replace (three) 30-35	85/15	Capital	\$1,150,000	\$977,500	\$172,500	FTA
11.30.01	1% Security Capital Bus	50/50	5307 Operating	\$15,000	\$7,500	\$7,500	FTA
11.12.15	Replace (two) Minivans	85/15	5307 Capital	\$170,000	\$144,500	\$25,500	FTA
ICAM	Consolidated Transit Vehicle Inspection & Training Center	80/20	ICAM	\$480,000	\$384,000	\$96,000	FTA
Sub-Total				\$4,709,714	\$2,614,500	\$1,615,214	
FY 2025 - FY 2026							
30.09.00	Operating Assistance	50/50	5307 Operating	\$2,920,000	\$1,460,000	\$1,460,000	FTA
11.30.01	1% Security Capital Bus	50/50	5307 Operating	\$30,000	\$15,000	\$15,000	FTA
11.7A.00	Preventive Maintenance	50/50	5307 Operating	\$50,000	\$25,000	\$25,000	FTA
Sub-Total				\$3,000,000	\$1,500,000	\$1,500,000	
FFY 2023 - 2026 [FTA 5307 Grand Total]				\$12,632,904	\$6,615,592	\$5,985,312	
FFY 2023 - 2026 [FTA 5339 Grand Total]				\$1,150,000	\$977,500	\$172,500	
FFY 2023 - 2026 [FTA ICAM Grand Total]				\$480,000	\$384,000	\$96,000	
FFY 2023 - 2026 [Grand Total]				\$14,262,904	\$7,977,092	\$6,253,812	

AMENDMENT 5, PROPOSED

2023 - 2026
TRANSPORTATION IMPROVEMENT PROGRAM
Amendment No. 5



Highway Element (Proposed)

TIP FY 2023 - 2026 FINANCIALLY CONSTRAINED SECTION
(STP50-200K)

FY 2021 - 2022				FY 2022 - 2023				FY 2023 - 2024				FY 2024 - 2025				FY 2025 - 2026				FY 2026 - 2027			
STP	Local	LADOTD	Cost + 10%	STP	Local	LADOTD	Cost + 10%	STP	Local	LADOTD	Cost + 10%	STP	Local	LADOTD	Cost + 10%	STP	Local	LADOTD	Cost + 10%	STP	Local	LADOTD	Cost + 10%
H.014311 Bicycle & Pedestrian Plan Implementation Phase I (Safety, Enhancement)								H.014647 City of Alexandria Elliot St. Improvements: MacArthur Dr. to I-49 (Overlay)				H.015633 City of Alexandria Asphaltic Rehab - Phase III (Overlay)				H.015476 City of Alexandria Foisy Street: Monroe to Desoto (Reconstruction, Enhancement)				H.016197 Jackson Street: MacArthur Drive to Red River (Overlay, Safety)			
\$506,880	\$126,720		\$633,600					\$1,566,400	\$391,600		\$1,958,000	\$2,464,000	\$616,000		\$3,080,000	\$2,640,000	\$660,000		\$3,300,000	\$2,640,000	\$660,000		\$3,300,000
H.014536 City of Pineville College Dr. (Panel Replacement)												H.016252 City of Alexandria Masonic Drive: Texas Ave. - Lee St. (Safety, Enhancement)				H.016203 RPPJ England Airpark Roadway Improvements (Overlay, Safety)				H.xxxxxx LA 28E Safety Improvements Construction (Safety, Enhancement)			
\$616,000	\$154,000		\$770,000									\$528,000	\$132,000		\$660,000	\$998,800	\$249,700		\$1,248,501	\$352,000	\$88,000		\$440,000
												H.xxxxxx Metropolitan Transportation Plan 2050 Update (P)											
												H.015312 City of Pineville Jones St. (Maintenance)											
												H.016272 RAPC CRP Planning Study (P)											
												H.xxxxxx MPA Aerial Photography											
L.000062 Motorist Assistance Patrol: Roadway Safety/Operations (Safety)				L.000062 Motorist Assistance Patrol: Roadway Safety/Operations (Safety)				L.000062 Motorist Assistance Patrol: Roadway Safety/Operations (Safety)				L.000062 Motorist Assistance Patrol: Roadway Safety/Operations (Safety)				L.000062 Motorist Assistance Patrol: Roadway Safety/Operations (Safety)				L.000062 Motorist Assistance Patrol: Roadway Safety/Operations (Safety)			
\$306,008	\$134,643	\$232,566	\$673,217	\$306,008	\$134,643	\$232,566	\$673,217	\$363,537	\$161,572	\$282,751	\$807,860	\$249,944	\$111,086	\$194,401	\$555,431	\$272,666	\$121,185	\$212,073	\$605,924	\$272,666	\$121,185	\$212,073	\$605,924
Total STP =		\$1,122,880		Total STP =		\$306,008		Total STP =		\$1,929,937		Total STP =		\$4,428,846		Total STP =		\$3,911,466		Total STP =		\$3,264,666	
STP + Match		\$1,403,600		STP + Match		\$673,217		STP + Match		\$2,765,860		STP + Match		\$6,079,058		STP + Match		\$5,154,425		STP + Match		\$4,345,924	
Total STP Amount =												\$10,576,257											
Average STP Amount per FFV =												\$2,644,064											
												H.xxxxxx : Projects are listed for information only and not included in STIP until Stage 0 is complete and/or project numbers are assigned.								Date Modified: November 7, 2024			

2023 - 2026

TRANSPORTATION IMPROVEMENT PROGRAM

Amendment No. 5



Partner & Stakeholder Consultation

APMPO staff worked extensively with regional planning partners, including Alexandria Transit (ATRANS) and the Louisiana Department of Transportation and Development (DOTD), as well as all of our member jurisdictions. In advance of this amendment, APMPO coordinated with DOTD and alerted project sponsors to necessary project changes. APMPO worked closely with representatives of our planning partners and member jurisdictions to review particular projects. APMPO staff also engaged with the Transportation Policy Committee and Technical Advisory Committee on this amendment.

Public Comments

A minimum 14-day public comment period is planned November 12 - December 2, 2024.

MTP Consistency

Federal regulations require projects in the TIP must be listed in or otherwise demonstrated as consistent with the Metropolitan Transportation Plan (MTP). After accounting for the proposed changes, the TIP is consistent with the APMPO's MTP 2045.

**Alexandria/Pineville
Metropolitan Planning Organization
Transportation Policy Committee**

RESOLUTION #RAPC-241204-1

(Adopting Amendment 5, FY 2023-2026 Transportation Improvement Program)

I, Mayor Jacques Roy, Chairman of the Metropolitan Planning Organization's Transportation Policy Committee, do hereby certify that at a meeting of Transportation Policy Committee duly convened in Alexandria, Louisiana, at 10:00 am on December 4th, 2024, the following Resolution was adopted:

WHEREAS, the Transportation Policy Committee is the decision-making body for the Alexandria/Pineville Metropolitan Planning Organization; has reviewed and approved Amendment 5 to the Transportation Improvement Program for FY 2023 - 2026; and,

WHEREAS, the Transportation Policy Committee has determined the requirements of the Urban Transportation Planning Process are being carried out utilizing the '3-C Planning Process' (continuous, comprehensive and coordinated); and,

WHEREAS, the Transportation Policy Committee has recommended amendment, approval, and adoption the Highway and Transit Element; and,

WHEREAS, the Transportation Policy Committee has recommended approval and adoption of said programs and processes to the Rapides Area Planning Commission; and,


WHEREAS, the Transportation Policy Committee has directed the Metropolitan Planning Organization to make amendments and adjustments to the Transportation Improvement Program necessary to facilitate consistency with the State of Louisiana's Transportation Improvement Program; and,

NOW THEREFORE BE IT RESOLVED, that the Transportation Policy Committee does hereby approve the FY 2023 - 2026 Transportation Improvement Program, Amendment 5 and directs staff of the Rapides Area Planning Commission to submit said program to the appropriate federal and state agencies.

Signed and executed this ~~17~~^{19th} day of December 2024.



Mayor Jacques M. Roy,
Chairman, Transportation Policy Committee
Alexandria/Pineville MPO

ATTEST: 

Jonathan Bolen
Alexandria/Pineville MPO

Monroe Urban Area

**Ouachita Council of Governments (OCOG)
LADOTD Transit STIP 2023-2026**

Tina Athalone

From: Shelby Rybicki <shelby@northdelta.org>
Sent: Friday, March 7, 2025 2:52 PM
To: Tina Athalone
Subject: TIP Amendment

EXTERNAL EMAIL: Please do not click on links or attachments unless you know the content is safe.

Good afternoon,

After receiving the all-clear from FTA, Marc received approval from OCOG for the Amended MTS Financial Plan on February 24, 2025 (the minutes will be adopted at our March meeting). I have added the amended plan to our website under [FY 23-26 TIP](#). Please let me know if I need to do anything else.

Respectfully,

Shelby Rybicki

Planner II
NORTH DELTA REGIONAL PLANNING & DEVELOPMENT DISTRICT, INC.
3000 Kilpatrick Blvd.
Monroe, LA 71201
Direct Office Phone: (318) 855-0877
shelby@northdelta.org



Project Description	Implementing Agency	Federal FY	Funding Statue	Federal Amount	Non-Federal Amount	Obligation Year
Capital - Mobile Fare Collection	1513- City of Monroe	2023	5307	\$600,000	\$150,000	2025
Capital -Support Vehicles	1513- City of Monroe	2023	5307	\$120,000	\$30,000	2025
Capital- Shop Equipment	1513- City of Monroe	2023	5307	\$222,225	\$55,557	2025
Operating	1513- City of Monroe	2023	5307	\$1,300,000	\$1,300,000	2025
Preventative Maintenance	1513- City of Monroe	2024	5307	\$155,646	\$38,912	2025
Operating	1513- City of Monroe	2024	5307	\$1,787,000	\$1,787,000	2025
Planning	1513- City of Monroe	2024	5307	\$300,000	\$75,000	2025
*Capital- Transit Center Construction Project	1513- City of Monroe	2023	5339	\$1,086,951	\$271,738	2025

- Grant application 1513-2024-2 will be changed from a Capital Bus Purchase to the Transit Center Construction

MONROE TRANSIT PROJECTED FINANCIAL PLAN FOR 2025-2029

Section 5307-Capital					
Project Description	Fed FY 25	Fed FY 26	Fed FY 27	Fed FY 28	Fed FY 29
Bus Rolling Stock			300,000.00		
Bus Engines	277,782.00				
Mobile Fare Collection System	750,000.00				
Support Vehicle	150,000.00				
Bus Stations Stops & Terminals			60,000.00	50,000.00	
Other Capital Items (Bus)		375,000.00			
Metropolitan Planning			70,000.00		
Bus Support Equip/Facilities				40,000.00	
Federal Share	942,225.60	300,000.00	344,000.00	50,000.00	
TOTAL PROJECT	1,177,782.00	375,000.00	430,000.00	10,000.00	0.00
City/Local Share	235,556.40	75,000.00	66,000.00		
Section 5307-Operating					
	Fed FY 25	Fed FY 26	Fed FY 27	Fed FY 28	Fed FY 29
Federal Share	1,300,000.00	1,787,000.00	1,787,000.00	1,787,000.00	1,787,000.00
City/Local Share	1,300,000.00	1,787,000.00	1,787,000.00	1,787,000.00	1,787,000.00
Total	2,600,000.00	3,574,000.00	3,574,000.00	3,574,000.00	3,574,000.00
Section 5307-Preventative Maintenance					
	Fed FY 25	Fed FY 26	Fed FY 27	Fed FY 28	Fed FY 29
Federal Share		155,646.00	155,646.00	200,000.00	250,000.00
City/Local Share		38,912.00	38,912.00	50,000.00	62,500.00
Total	0.00	194,558.00	194,558.00	250,000.00	312,500.00
Section 5307-TOTALS					
	Fed FY 25	Fed FY 26	Fed FY 27	Fed FY 28	Fed FY 29
Federal Share	2,242,225.60	2,242,646.00	2,286,646.00	2,027,000.00	2,037,000.00
City/Local Share	1,535,556.40	1,900,912.00	1,911,912.00	1,847,000.00	1,849,500.00
Total Eligible Project	3,777,782.00	4,143,558.00	4,198,558.00	3,874,000.00	3,886,500.00
Section 5339 Capital					
Project Description	Fed FY 25	Fed FY 26	Fed FY 27	Fed FY 28	Fed FY 29
Bus Rolling Stock - Electric Bus				250,000.00	250,000.00
Bus Technology upgrades					
Electric Charging Station					
Transit Terminal Project	1,358,688.75	250,000.00	250,000.00		
Totals	1,358,688.75	250,000.00	250,000.00	250,000.00	250,000.00
Federal Share	1,086,951.00	212,500.00	200,000.00	212,500.00	212,500.00
City/Local Share	271,737.75	37,500.00	50,000.00	37,500.00	37,500.00

Shreveport Urban Area

Northwest Louisiana Council of Government (NLCOG)

LADOTD Transit STIP 2023-2026

METROPOLITAN PLANNING ORGANIZATION TRANSPORTATION POLICY COMMITTEE
TRANSPORTATION IMPROVEMENT PROGRAM UPDATE



Transit Programming AMENDMENT(s) for Adoption April 4, 2025							
TIP Year (FFY) MPO ID	Project Description	Federal Section ID	Federal / Local Share	Apportion (FFY)	Total Project Cost	Federal Share (Grant)	Local Share
5339c Transit Program							
5339b Transit Program							
5307 Transit Program							
2025-5307-01	Preventive Maintenance	FTA Sec. 5307	80 / 20	2024	\$4,280,831.00	\$3,424,665.00	\$856,166.00
2025-5307-02	Operating Assistance - Fixed Route	FTA Sec. 5307	50 / 50	2024	\$3,600,000.00	\$1,800,000.00	\$1,800,000.00
2025-5307-03	Operating Non-Fixed Route ADA Paratransit Service	FTA Sec. 5307	80 / 20	2024	\$437,500.00	\$350,000.00	\$87,500.00
2025-5307-04	Misc. Support Equipment	FTA Sec. 5307	80 / 20	2024	\$387,137.00	\$309,709.00	\$77,428.00
	Capital/Operating Budget (5307): Sub-total				\$8,705,468.00	\$5,884,374.00	\$2,821,094.00
5310 Transit Program							
5310 Transit Program							
	Transit Program Total				\$8,705,468.00	\$5,884,374.00	\$2,821,094.00

METROPOLITAN PLANNING ORGANIZATION TRANSPORTATION POLICY COMMITTEE

TRANSPORTATION IMPROVEMENT PROGRAM UPDATE



TRANSPORTATION IMPROVEMENT PROGRAM

CERTIFICATION

April 04, 2025

I, Erica Bryant, Chairman to The Northwest Louisiana Council of Governments Metropolitan Planning Organization Transportation Policy Committee, do hereby certify that the above and foregoing Transportation Improvement Program Administrative Modifications and Amendments were duly adopted at a regular meeting of said Committee on April 04, 2025.

Shreveport, Louisiana, this 4th day of April 2025

Erica Bryant, Chair

Metropolitan Planning Organization Transportation Policy Committee

MR. NORTON
Motion to Approve

MAJOR CHANDLER
Second

11
Yea

0
Nay

0
Absent