STATE PROJECT	PARISH	SHEET No.

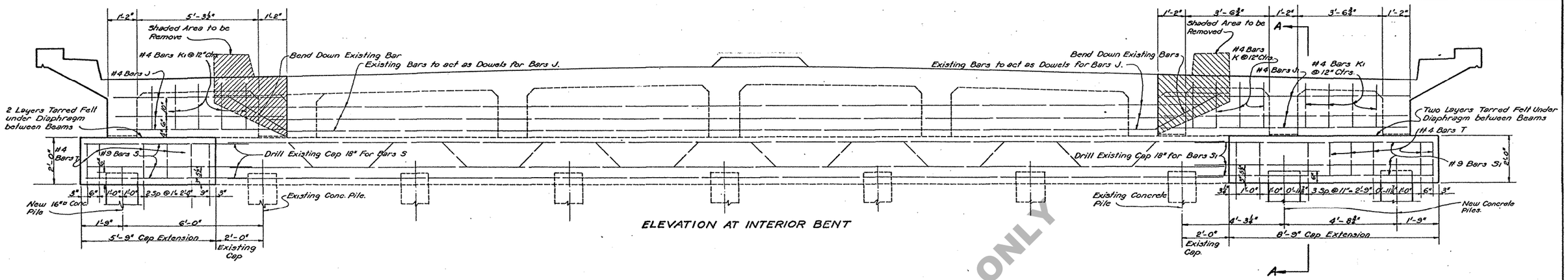

ELEVATION AT INTERIOR BENT

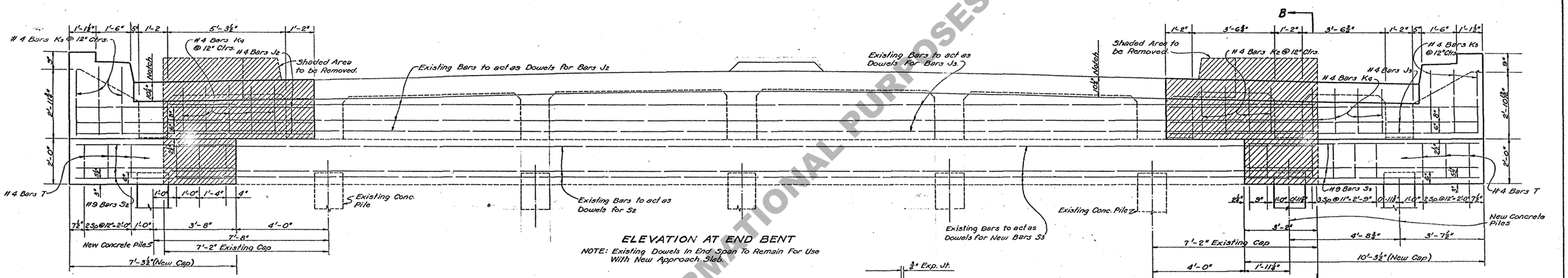

ELEVATION AT END BENT

NOTE: Existing Dowels In End Span To Remain For Use With New Approach Slab.

QUANTITIES

ONE INTERIOR BENT

MARK	SIZE	No.	UNIT LENGTH	TOTAL LENGTH
S	#9	8	7'-1"	56'-8"
S1	#9	8	10'-1"	80'-8"
Total #9 Bars = 137'-4" = 467 Lbs.				
X	#6	10	2'-6"	25'-0"
Total #6 Bars = 25'-0" = 38 Lbs.				
T	#4	14	8'-2"	114'-4"
Total #4 Bars = 114'-4" = 76 Lbs.				
Class "A" Concrete = 2.41 Cu. Yds.				
Def. Reinf. Steel = 581 Lbs.				

*When Two Fixed Ends are on One Cap Add 10 Bars X (38 Lbs.).

ONE END BENT

MARK	SIZE	No.	UNIT LENGTH	TOTAL LENGTH
S2	#9	8	7'-0"	56'-0"
S3	#9	8	10'-0"	80'-0"
Total #9 Bars = 136'-0" = 462 Lbs.				
X	#6	10	2'-6"	25'-0"
Total #6 Bars = 25'-0" = 38 Lbs.				
T	#4	15	8'-2"	122'-6"
Total #4 Bars = 122'-6" = 82 Lbs.				
Class "A" Concrete = 2.94 Cu. Yds.				
Def. Reinf. Steel = 582 Lbs.				

MAX. PILE LOAD = 32.0 TONS/PILE

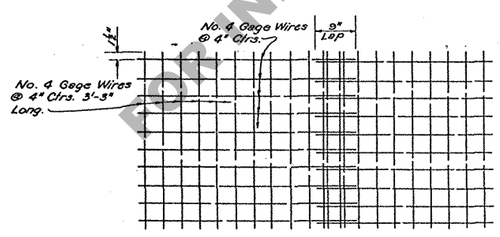

WELDED MESH REINFORCING FOR DIVIDING CURB

Approximate Weight per Ft. of Curb = 3.3 Lbs.



#4 BARS T

NOTE:
For Details of Concrete Piles See Std. Plan C.S. 149

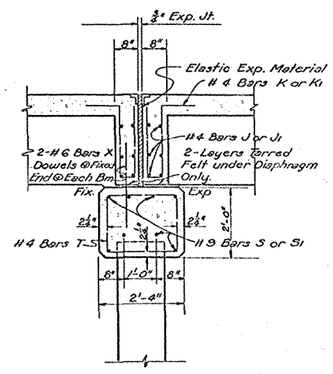

SECTION A-A

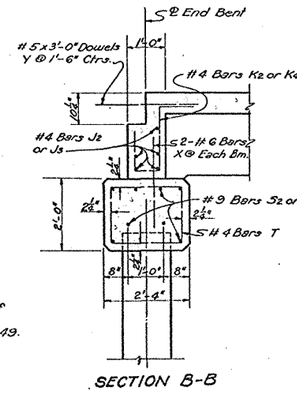

SECTION B-B

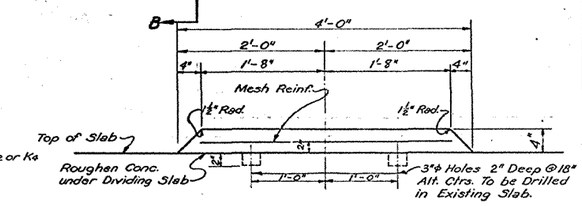

DETAILS OF DIVIDING CURB

Dividing Curb to be paid for per Lin. Ft. which Price shall include all Materials (including Mesh Reinf.), Labor, and Incidentals Necessary for Construction of Curb Complete in Place.

GENERAL NOTES:
Construction Specifications: Latest Approved La. Dept. of Highways Std. Specs.
Design Specs.: A.A.S.H.O. 1949 as Amended to Dec. 1949.
Live Load: H20-S16-44.
Reinforcement Bars shall be Intermediate or Hard Grade, A.S.T.M. A15 or Rail Steel, A.S.T.M. A16.
Dimensions to Reinforcing Steel are to Bar Ctrs.
Chamfer of Cap to Match that on Existing Structure.
Cost of Cast Iron Drains and Expansion Material to be Included in other Items.
16"□ Concrete Piles assumed in Computing Class "A" Concrete.

DATE	DESCRIPTION	BY