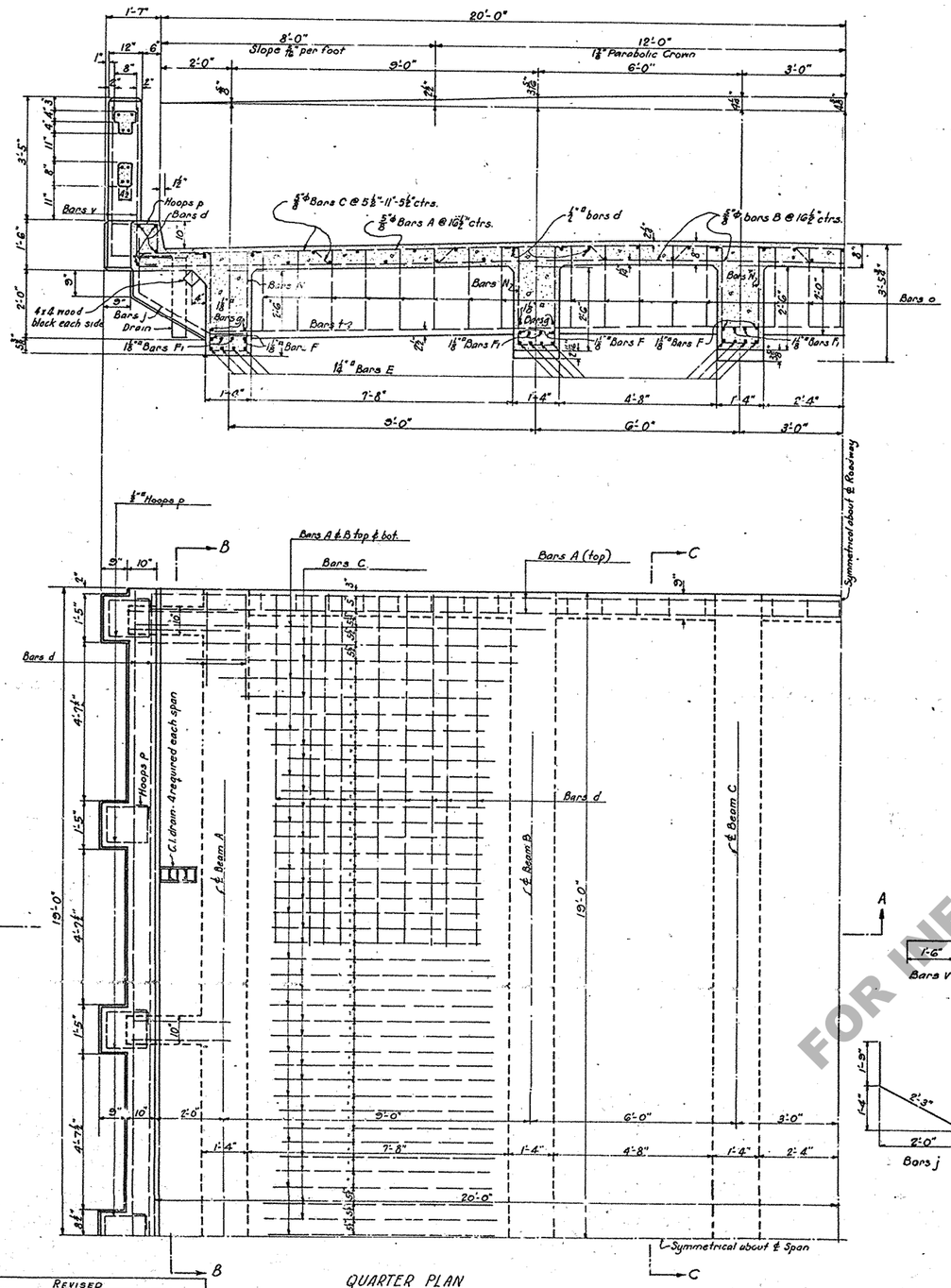


QUARTER PLAN

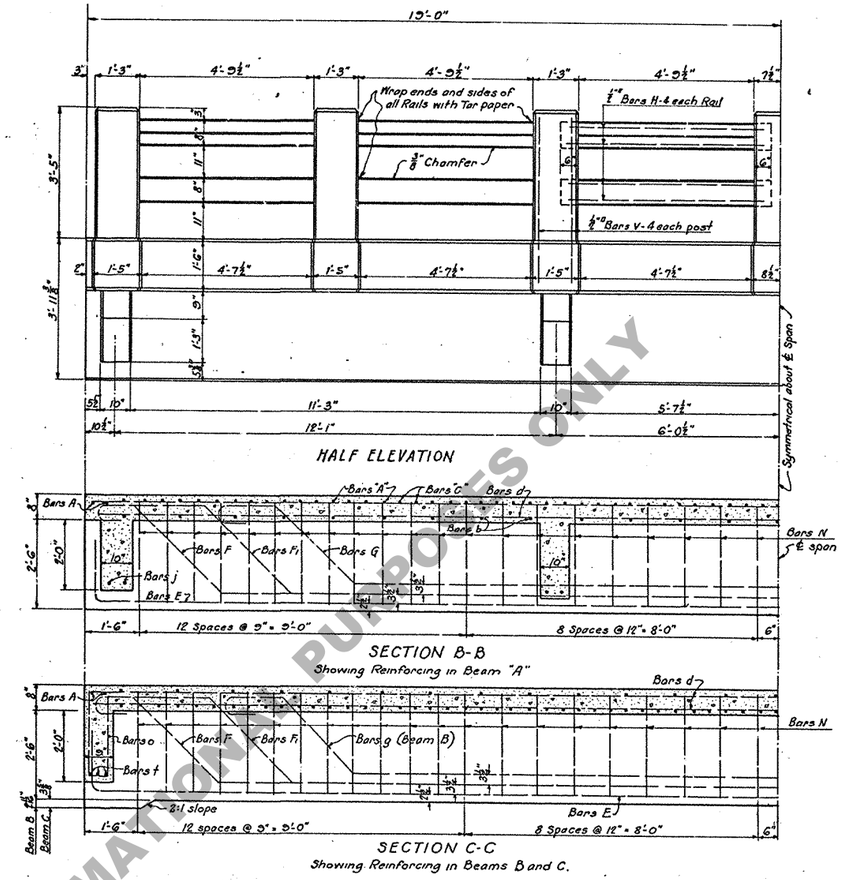


HALF ELEVATION

SECTION B-B
Showing Reinforcing in Beam "A"

SECTION C-C
Showing Reinforcing in Beams B and C.

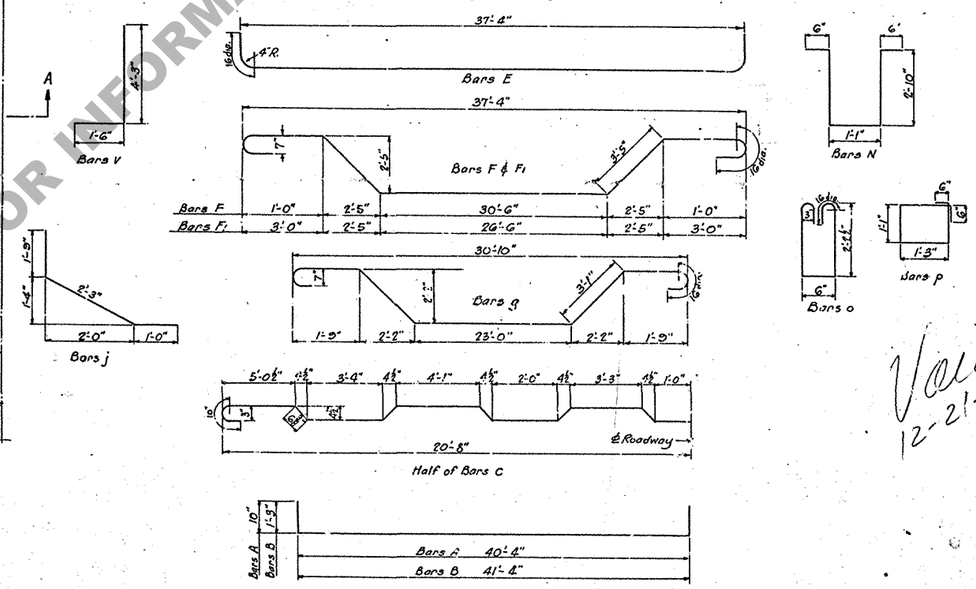


## BILL OF MATERIALS

| Mark | No | Size | Unit Length | Total Length | Location |
|---|---|---|---|---|---|
| A | 31 | 5/8"ϕ | 42'-0" | 1302'-0" | Transverse Top of slab |
| B | 27 | " | 43'-10" | 1183'-6" | " bot. " |
| C | 52 | " | 44'-4" | 2305'-4" | Bent up in slab |
| j | 16 | " | 5'-0" | 80'-0" | Brackets |
| t | 6 | " | 37'-0" | 222'-0" | Diaphrams |
| Total | 5/8"ϕ Bars | | | 5092'-10" | = 5311 pounds |
| d | 53 | 1/2"ϕ | 37'-6" | 1987'-6" | Longt. in slab & curb |
| H | 96 | " | 5'-7" | 536'-0" | Handrail |
| N | 252 | " | 7'-9" | 1953'-0" | Stirrups in beams |
| o | 62 | " | 6'-0" | 372'-0" | Diaphrams |
| v | 56 | " | 5'-9" | 322'-0" | Handrail posts |
| p | 14 | " | 5'-8" | 79'-4" | Hoops in post supports |
| Total | 1/2"ϕ Bars | | | 5249'-10" | = 4462 pounds |
| F | 12 | 1 1/8"ϕ | 41'-7" | 499'-0" | Bent up Beam "A" |
| F1 | 12 | " | 41'-7" | 499'-0" | " " " " |
| G | 8 | " | 35'-1" | 280'-8" | " " " "B" |
| Total | 1 1/8"ϕ Bars | | | 1278'-8" | = 5502 pounds |
| E | 24 | 1 1/4"ϕ | 40'-0" | 960'-0" | Bottom of beams |
| Total | 1 1/4"ϕ Bars | | | 960'-0" | = 5100 pounds |
| Total Reinforcing Steel | | | | | 20375 pounds |
| " Class "A-A" Concrete (incl. handrails) | | | | | 77.97 cu. yds. |

Note:
Handrails to be precast. Both ends and sides to be wrapped with tar paper.

General Notes:
Specifications: Louisiana Highway Commission - 1929. Live Load H15. Dead Load: calculated weight of concrete plus One Inch Future wearing surface. All concrete is to be class "A-A". All dimensions of Reinforcing steel are to bar centers. All exposed corners except as indicated to have 3/4" chamfer. Curbs, slabs and beam stems to be poured in one continuous operation. Tar paper and elastic expansion materials to be included in price bid for concrete. All exposed surfaces to have a "Rubbed" Finish.

Void 12-21-45

| REVISED | | |
|---|---|---|
| DATE | DESCRIPTION | BY |
| 7-23-31 | 8-Bars "d" added to slab | C.H.G. |

STANDARD PLAN
REINFORCED CONCRETE DECK GIRDERS
38 FT. SPAN 40 FT. ROADWAY
LOUISIANA HIGHWAY COMMISSION
BATON ROUGE, LA.
April 1931

C-G-50

(B-2-314) C-G-50

FOR INFORMATIONAL PURPOSES ONLY