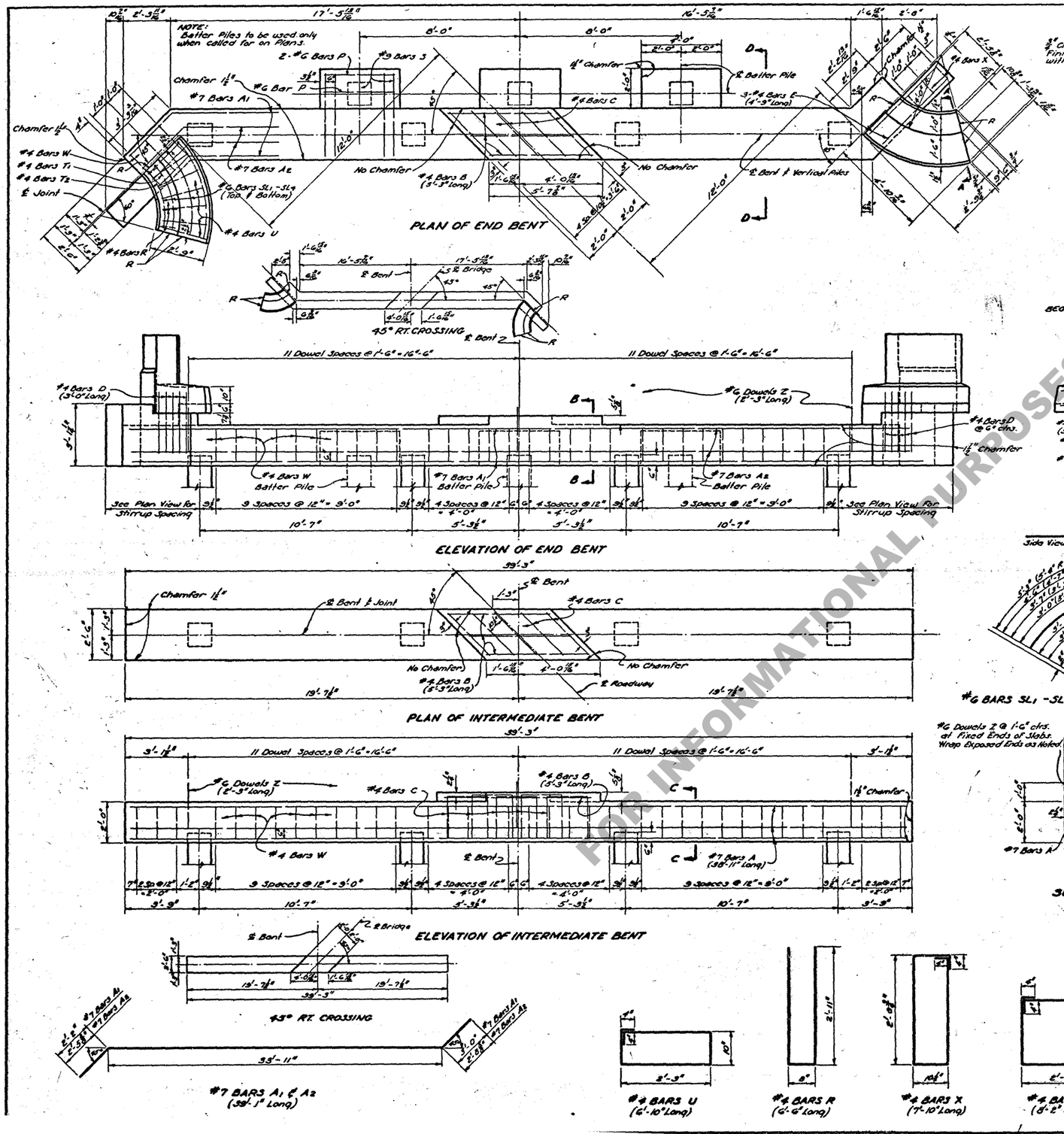

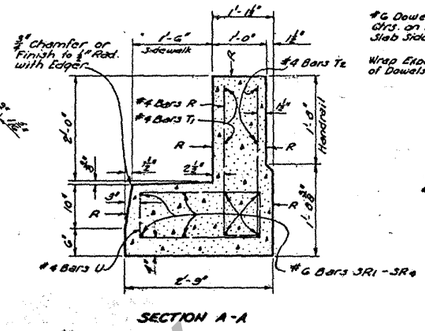

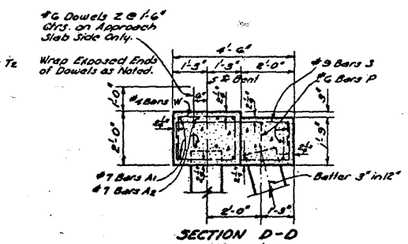

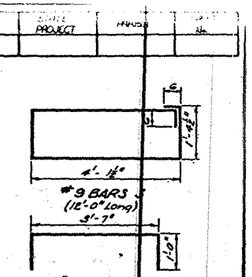

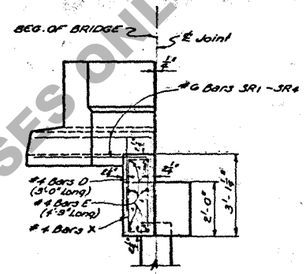

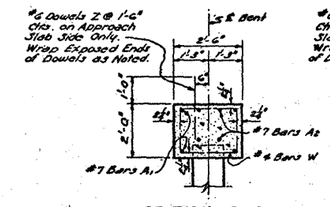

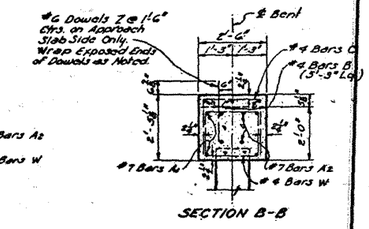

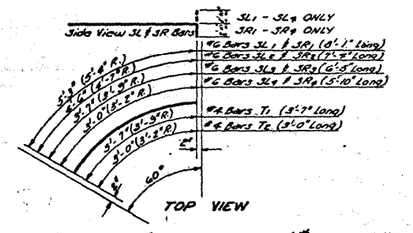

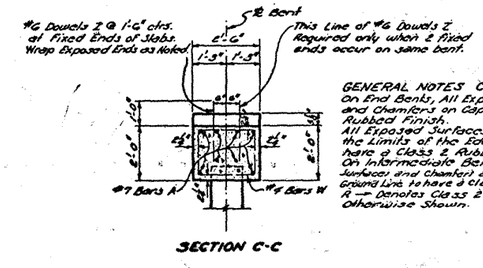

TYPE OF BENT REQUIRED			
END BENT	GROUND TO GRADE (FEET)	SUBSOIL	BATTERED PILES
TYPE 1	0-5	POOR	0
	0-8	GOOD	
TYPE 2	5-10	POOR	2
	8-16	GOOD	
TYPE 3	10+	POOR	3
	16+	GOOD	

QUANTITIES AND PILE LOADS				
TYPE \ ITEM	SIZE OF BARS A, A1 & A2	CLASS "A" CONCRETE (CU. YDS.) *	DEFORMED REINF. STEEL (LBS.)	AVERAGE PILE LOAD (TONS)
4-PILE END BENT #				
TYPE 1	#7	10.04	1320	22.5
TYPE 2	#7	11.13	1696	22.5
TYPE 3	#7	11.69	1888	22.5
INTERMEDIATE BENT				
4-PILE	#7	7.39	944 ●	22.5

* Quantities computed Assuming 14" R.C. Piles.
\# To Provide for Future Extension of Bridge, End Bents are Designed for same load as Intermediate Bents.
● Add 18# of Reinforcing Steel (23-#6 Dowels Z) when 2 Fixed Ends occur on an Intermediate Bent.

GENERAL NOTES CON'T.
On End Bents, All Exposed Vertical Surfaces and Chamfers on Cap to have Class 2 Rubbed Finish.
All Exposed Surfaces on Wingwall, Beyond the Limits of the Edge of Bridge Slab to have a Class 2 Rubbed Finish.
On Intermediate Bents, All Vertical Surfaces and Chamfers above the low water or Ground Line to have a Class 2 Rubbed Finish.
R — Denotes Class 2 Rubbed Finish Not Otherwise Shown.

GENERAL NOTES:
CONSTRUCTION SPECIFICATIONS: Latest Approved Louisiana Dept. of Highways Standard Specifications.
DESIGN SPECIFICATIONS: A.A.S.H.O. Standard Specifications for Highway Bridges 1953 as amended to Dec. 31, 1955.
Reinforcement Bars shall be Intermediate or Hard Grade, A.S.T.M. A15 or Rail Steel, A.S.T.M. A16 Conforming with A.S.T.M. A305.
Live Load: H15-44
Dimensions Relating to Reinforcing Steel are to Bar Centers.
All Concrete to be Class "A".
All Exposed Ends of #6 Dowels Z to be wrapped with 2 Layers of 15# Tar Paper.
Close Fitting Tubes made of compressible material not less than 3/8" thick may be substituted.
For Details of Concrete Piles See Standard Plan as Shown on General Plan.
Maximum Pile Loads unless otherwise instructed by Bridge Design Section: 14" R.C. Piles = 22 Tons per Pile.
Concrete and Steel in SIDEWALK CURB FLARE and HANDRAIL FLARE are included in Bent Cap Quantities and are to be paid for as part of the Bent.
Chamfer all Exposed Corners 3/4" unless otherwise noted.
Tar Paper and Wrapping to be included in Price Bid for Class "A" Concrete.

DISCARDED
See New Std Plan
BCS515C-45-24P
R.S.M. 11-14-63

STANDARD PLAN
PRECAST CONCRETE PILE BENTS
FOR 20'-0" CONCRETE SLAB SPANS
LIVE LOAD: H15-44
24'-0" ROADWAY 1'-6" SIDEWALKS
DATED March 27, 1967

DATE	DESCRIPTION	BY
2-26-68	Rubbing Marks	
5-27-68	New Title & Plan No.	

REVISIONS

STATE OF LOUISIANA
DEPARTMENT OF HIGHWAYS
BRIDGE DESIGN SECTION

BCFS15C-45-24P

FOR INFORMATIONAL PURPOSES ONLY