STATE PROJECT	PARISH	SHEET NO

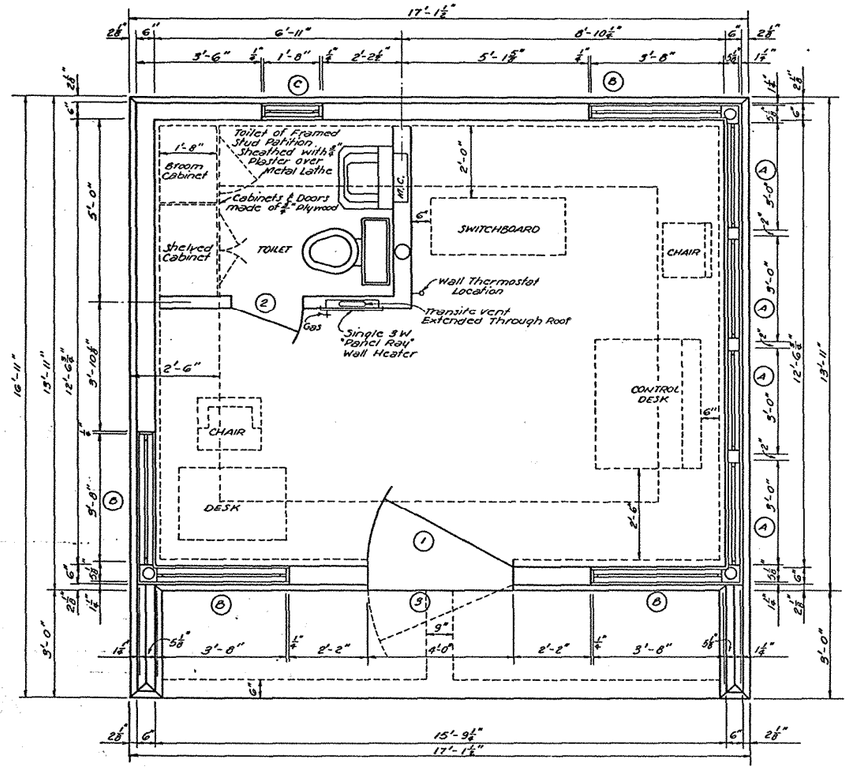

FLOOR PLAN
SCALE ¼" = 1'-0"

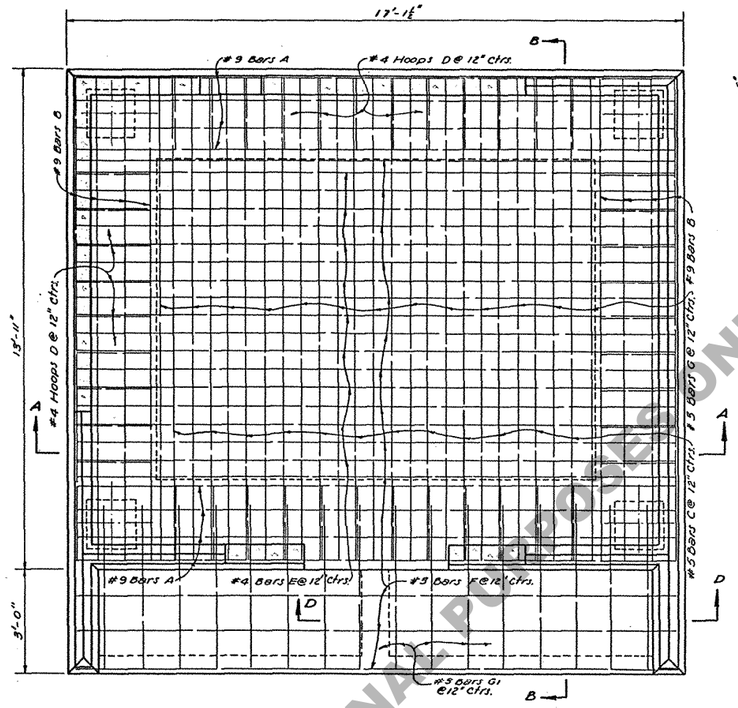

FLOOR PLAN
SHOWING REINFORCING IN BEAMS, FLOOR SLAB & WALKWAY
SCALE ¼" = 1'-0"

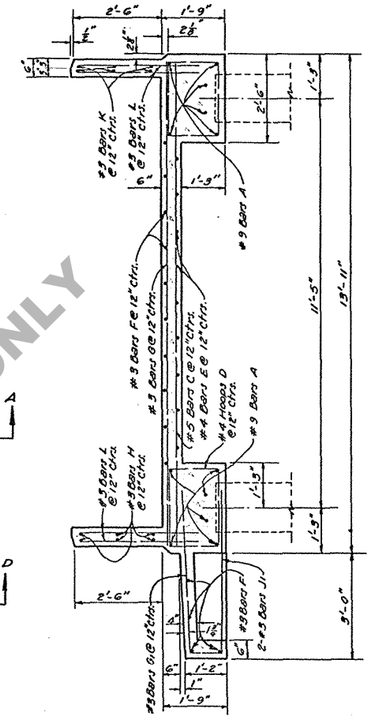

SECTION B-B
SCALE ¼" = 1'-0"

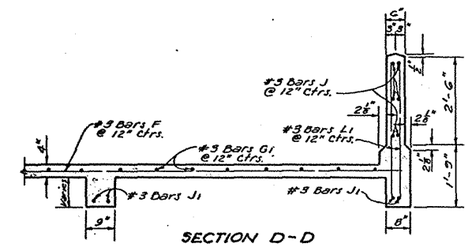

SECTION D-D

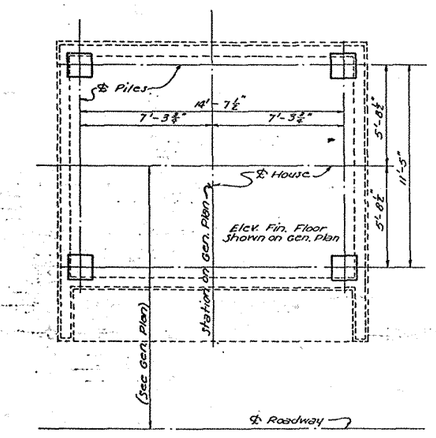

PILE LAYOUT
AND
LOCATION PLAN
SCALE ⅛" = 1'-0"

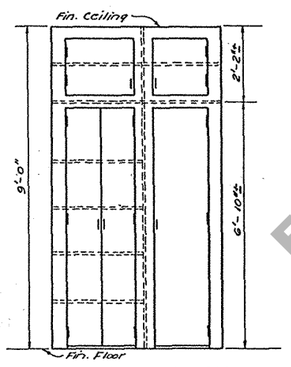

CABINET ELEVATION
SCALE ½" = 1'-0"

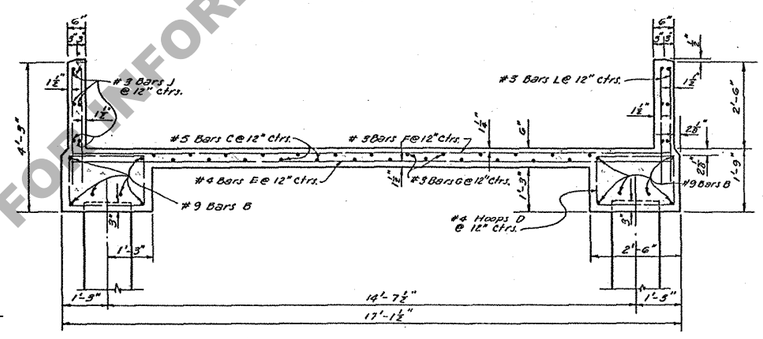

SECTION A-A
SCALE ¼" = 1'-0"

DOOR AND WINDOW SCHEDULE				
MARK	SIZE	TYPE	STYLE	REMARKS
A	3'-0" x 5'-1½"	B 3051	D. H. METAL	TRUSCON SERIES 138
B	3'-8" x 5'-1½"	B 3651	" " "	" " "
C	1'-0" x 3'-1½"	B 1031	" " "	" " "
1	3'-0" x 7'-0"	3070L9	METAL	"FENESTRA" ENTRANCE DOOR
2	2'-0" x 6'-8"	P-2068-M	METAL	" PANEL "
3	3'-8" x 7'-0"	SCREEN	METAL	SEE NOTES

FINISH SCHEDULE								
ITEM	WALLS		CEILING	ROOF	FLOOR	BASE	TRIM	REMARKS
	OUTSIDE	INSIDE						
HOUSE	RUBBED	PLASTER	PLASTER	TAR & GRAVEL	QUARRY TILE	QUARRY TILE	METAL	SEE DETAILS & GEN. NOTES
TOILET	PLASTER	"	"	" " "	"	TILE	METAL	" " " " "

DATE	DESCRIPTION	BY

REVISIONS

STANDARD PLAN

OPERATOR'S HOUSE

DATED Jan. 1955

STATE OF LOUISIANA
DEPARTMENT OF HIGHWAYS

DESIGNED	DETAILED Mason	TRACED E. C. Belanger
CHECKED	CHECKED R. D. Lane	CHECKED R. D. Lane

BRIDGE DESIGN SECTION

FOR INFORMATIONAL PURPOSES ONLY