STATE PROJECT	PARISH	SHEET NO.

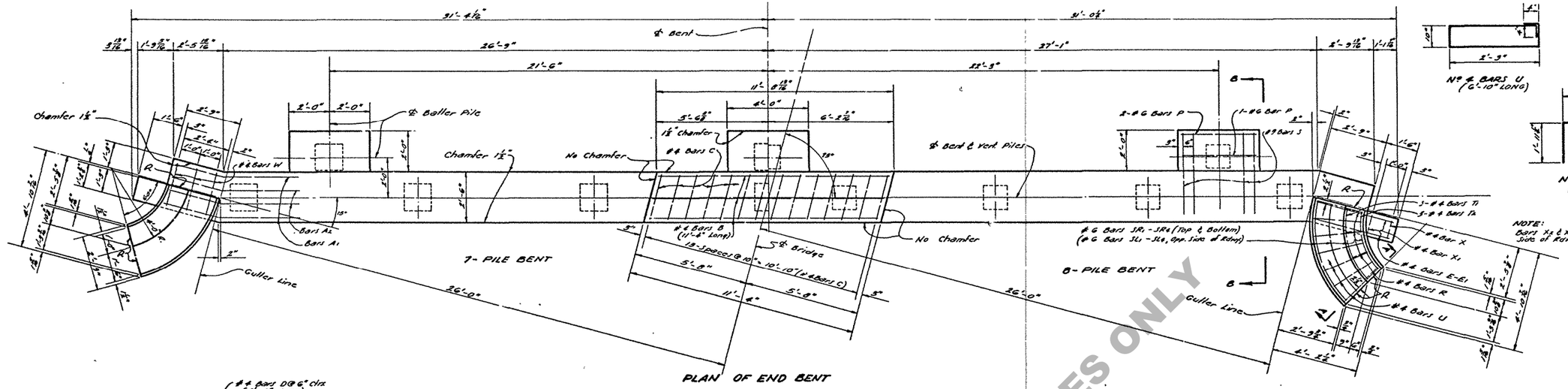

PLAN OF END BENT

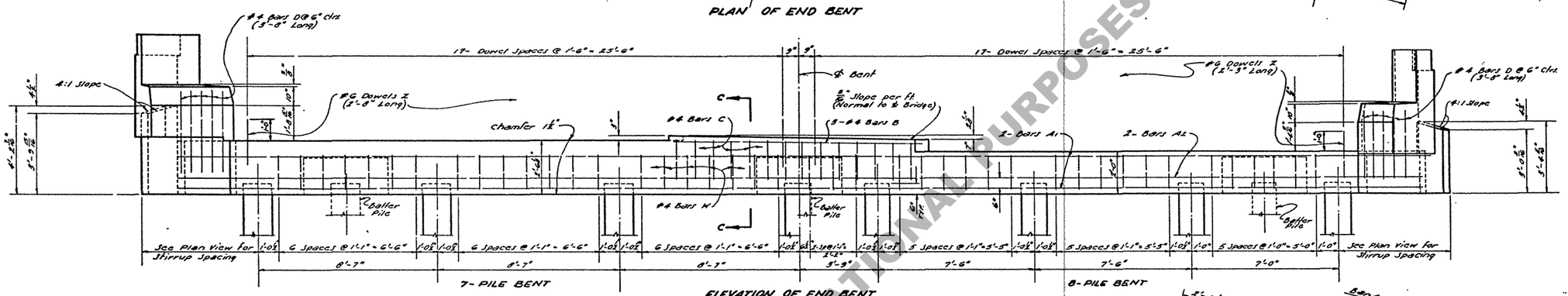

ELEVATION OF END BENT

SECTION A-A

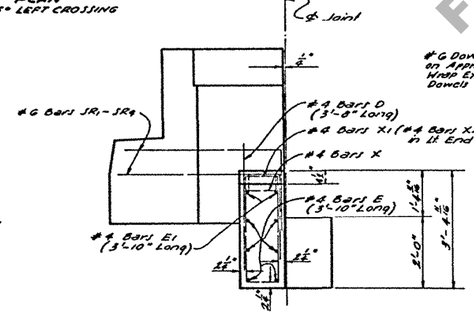

RT. END ELEVATION - END BENT
(OPPOSITE END IS SIMILAR)

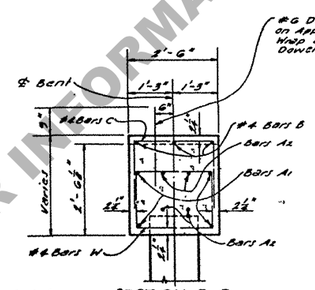

SECTION C-C

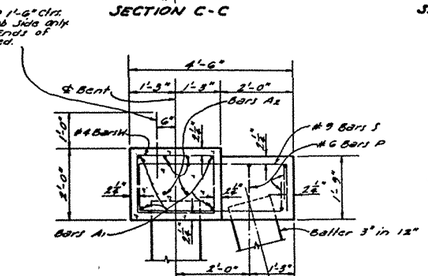

SECTION B-B
TYPE - 2

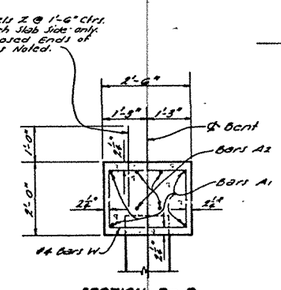

SECTION B-B
TYPE - 1

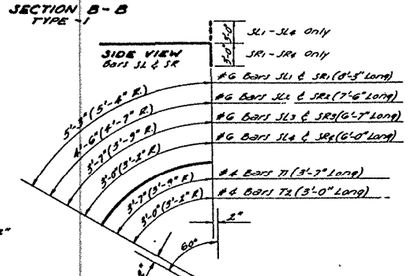

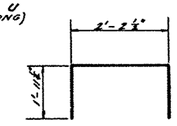

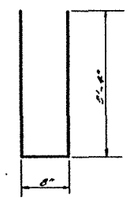

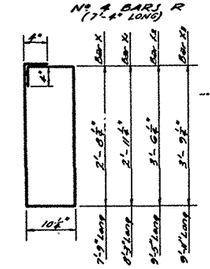



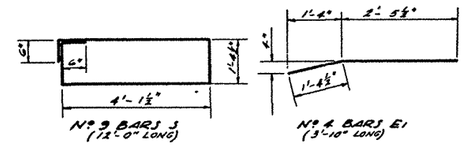

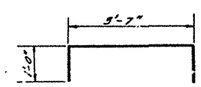

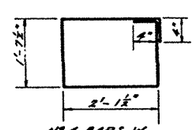

NOTE:
1- Splice allowed in Bars A1 & A2
Splice Bars in bottom of cap at Pile and Bars in top of cap between Piles.
Splice to be 2'-1" Long. For #8 Bars (7-Pile Bent) and 2'-7" Long for #7 Bars (8-Pile Bent)

NOTE:
Batter Piles to be used only when called for on Plans

BRIDGES UNDER 150 FT.

STANDARD PLAN
PRECAST CONCRETE PILE BENTS
FOR 20'-0" CONCRETE SLAB SPANS
LIVE LOAD H20 - S16 - 44 (MODIFIED)
52'-0" ROADWAY - 1'-6" SIDEWALKS
DATED Oct. 7, 1960

DATE	DESCRIPTION	BY
1-31-61	Rubbing Notes	

REVISIONS

STATE OF LOUISIANA
DEPARTMENT OF HIGHWAYS

DESIGNED	DETAILED	TRACED
CHECKED	CHECKED	CHECKED

BRIDGE DESIGN SECTION

SHEET 1 OF 2

I-BCFS15A-75-52T

FOR INFORMATIONAL PURPOSES ONLY