	STATE PROJECT	PARISH	SHEET NO.

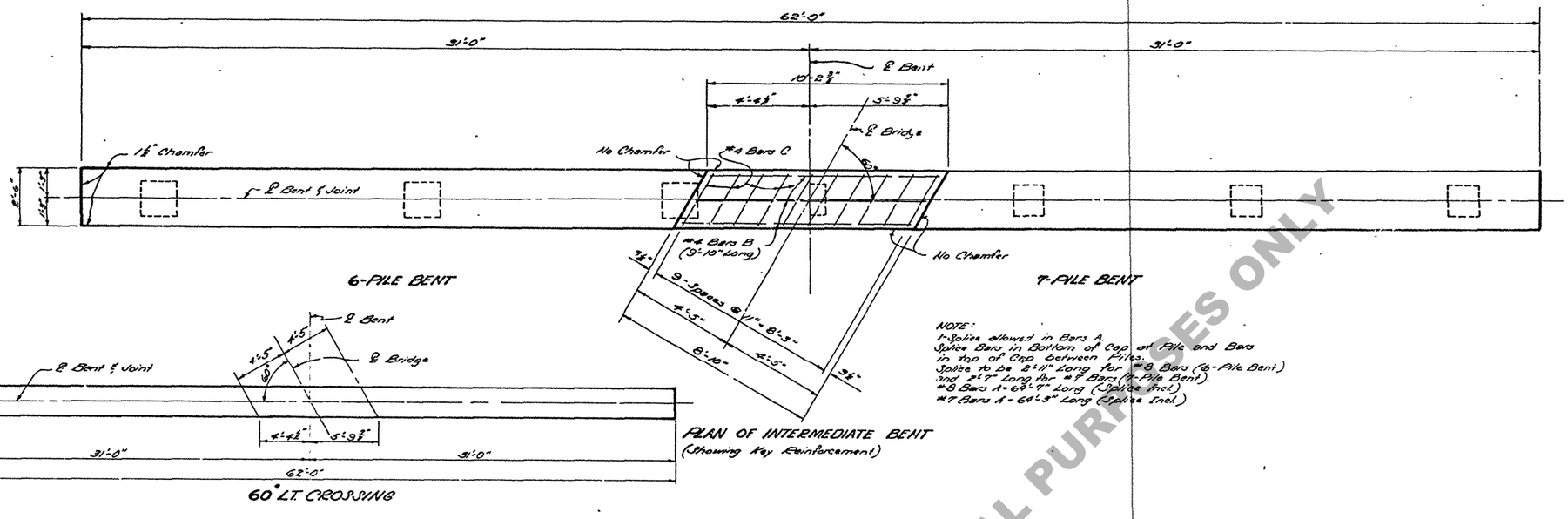

NOTE:
1-Splice allowed in Bars A.
Splice Bars in Bottom of Cap at Pile and Bars in top of Cap between Piles.
Splice to be 8'-11" Long for #8 Bars (6-Pile Bent)
and 8'-7" Long for #7 Bars (7-Pile Bent).
#8 Bars A = 64'-7" Long (Splice Incl)
#7 Bars A = 64'-5" Long (Splice Incl.)

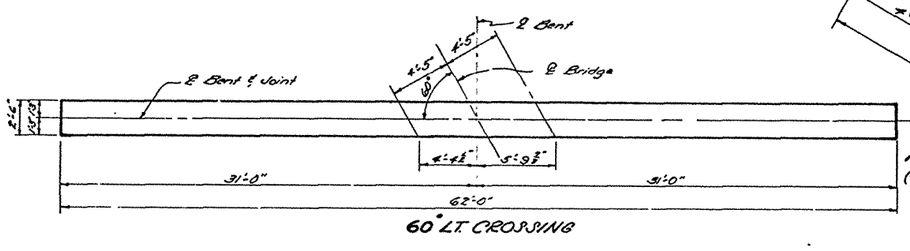

60° LT. CROSSING

PLAN OF INTERMEDIATE BENT
(Showing Key Reinforcement)

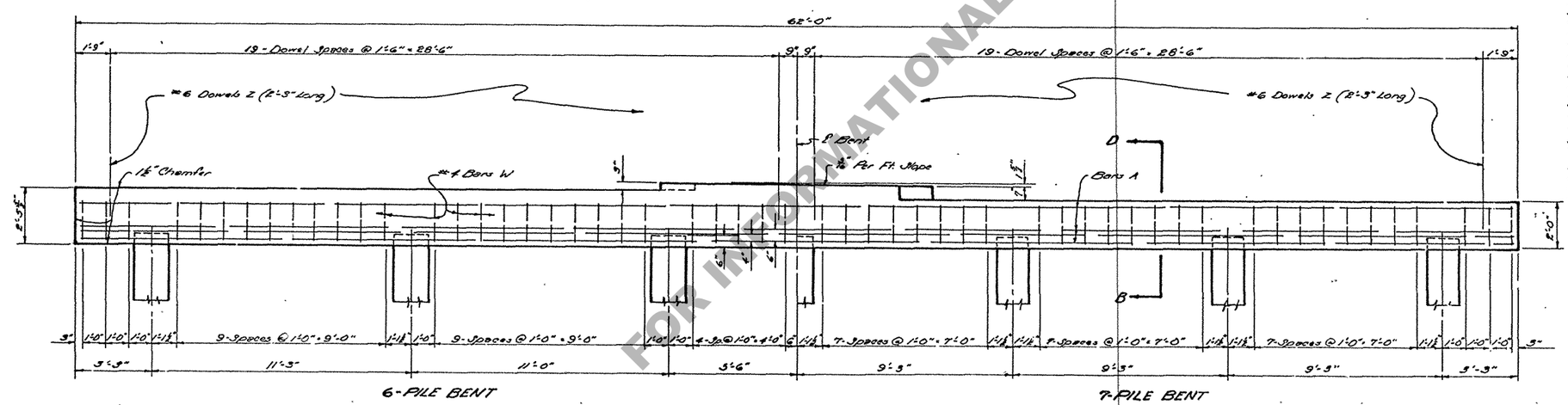

ELEVATION OF INTERMEDIATE BENT
(Bars B & C Not Shown)

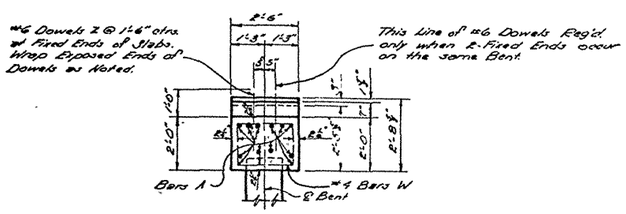

SECTION D-D

TYPE OF END BENT REQUIRED			
END BENT	GROUND TO GRADE (FT)	SUBSOIL	BATTERED PILES
TYPE 1	0-5	POOR	0
	0-8	GOOD	
TYPE 2	5+	POOR	3
	8+	GOOD	

QUANTITIES & PILE LOADS				
TYPE \ ITEM	SIZE OF BARS A, A₁, A₂ & A₃	*CLASS "A" CONCRETE (CU. YDS.)	DEFORMED REINF. STEEL (LBS.)	AVERAGE PILE LOAD (TONS)
6-PILE BENT END BENT *				
TYPE 1	#8	16.55	2391	31.9
TYPE 2	#8	18.01	3556	31.9
7-PILE BENT END BENT *				
TYPE 1	#7	16.58	2479	27.4
TYPE 2	#7	18.05	3044	27.4
INTERMEDIATE BENT **				
6-PILE	#8	13.02	2574 ●	31.9
7-PILE	#7	13.04	2070 ●	27.4

* Quantities computed assuming 16"□ R.C. Piles for a 6-Pile Bent & 14"□ R.C. Piles for a 7-Pile Bent.

* To provide for future extension of bridge, end bents are designed for same loads as intermediate bents.

● Add 135 lbs. of reinforcing steel (40-#6 Dowels Z) when ℄-fixed ends occur on an intermediate bent.

GENERAL NOTES:
Construction Specs.: Latest approved La. Dept. of Hwys. Std. Specs.
Design Specs.: A.A.S.H.O. Std. Specs. for Hwy. Bridges, 1957, as amended to Dec. 31, 1959.
Live Load: H20-S16-44 (Modified)
Reinforcement bars shall be intermediate or hard grade, A.S.T.M. A15 or rail steel, A.S.T.M. A16 conforming with A.S.T.M. A305.
All dimensions relating to reinforcing steel are to bar centers.
All exposed corners to be chamfered 3/4" unless otherwise noted.
All concrete to be Class "A"
For details of concrete piles, see Std. Plans as shown on General Plan.
All exposed ends of #6 Dowels "Z" to be wrapped with 2 layers of 15# tar paper. Close fitting tubes made of compressible material not less than 3/4" thick may be substituted.
Concrete and Steel in sidewalk curb flare and handrail flare are included in bent cap quantities and are to be paid for as part of bent.
Tar paper wrappings to be included in price bid for Class "A" Concrete.
Maximum Pile Loads unless otherwise instructed by Bridge Design Section.
14"□ R.C. Piles = 28 Tons Per Pile.
16"□ R.C. Piles = 32 Tons Per Pile.

BRIDGES UNDER 150 FT.

STANDARD PLAN
PRECAST CONCRETE PILE BENTS
FOR 20' CONCRETE SLAB SPANS
LIVE LOAD H20-S16-44 MODIFIED
50'-0" ROADWAY 1'-6" SIDEWALKS
3 LANE ROADWAY

DATED June 2, 1960

STATE OF LOUISIANA
DEPARTMENT OF HIGHWAYS

DESIGNED P. Winton	DETAILED P. Winton	TRACED S. Kennedy
CHECKED M. Sayes	CHECKED M. Sayes	CHECKED M. Sayes

BRIDGE DESIGN SECTION

DATE	DESCRIPTION	BY
	REVISIONS	

SHEET 2 OF 2

I-BCES 15A-60-50T

FOR INFORMATIONAL PURPOSES ONLY