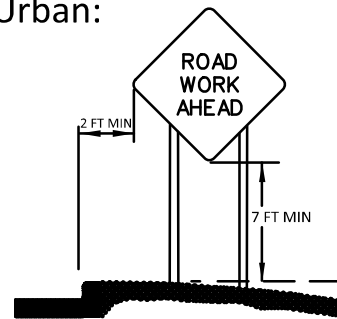


# SIGNS

- 1) All signs used for temporary traffic control shall follow the plans, the LADOTD TTC Standards, and the MUTCD.
- 2) Signs shown in the TTC illustrations are typical and may vary with each specific condition.
- 3) One Type B High Intensity light shall be used to supplement the first sign (or pair of signs) that gives warning about a lane closure during nighttime operations.
- 4) Mesh rollup signs shall not be allowed on any project.
- 5) Contractor shall use caution not to damage existing signs which remain in place. Any LADOTD signs damaged by work operations shall be replaced by the contractor under item 713-01-00100.
- 6) All signs (permanent and temporary) shall be removed or completely covered with a strong, lightweight, opaque material when no longer applicable. Burlap is not an acceptable material to cover signs.
- 7) At no time shall signs warning against a particular operation be left in place once the operation has been completed or where the condition has been removed.
- 8) Warning signs used for temporary traffic controls shall meet the following guidelines unless otherwise noted in the plans:
  - A) Size shall be 48 inches by 48 inches.
  - B) See the Louisiana Standard Specifications for Roads and Bridges and the AML for sheeting information.
  - C) Lateral distance of signs shall be a minimum of 6 feet from the edge of shoulder or edge of pavement if no shoulder exists and 2 feet from the back of curb in urban areas (see diagram).
- 9) When portable sign frames are not in use they shall be moved to an area inaccessible to traffic and not visible to the driver.
- 10) Left side mounted signs will not be required for roadways with a center left turn lane and for undivided roadways.
- 11) Vinyl roll up signs and 1 foot portable sign stands may be used if the work zone is in place for 3 days or less. Signs or stands may not be used if there are more than 2 lanes in each direction and if signs do not meet all size, color, retroreflectivity, and NCHRP 350 Report or MASH requirements.
- 12) All signs shall be visible to the drivers (i.e. no obstructions such as on street parking or other traffic control devices shall block the sign).
- 13) On divided highways, signs shall be placed on the right and the left as shown on the TTC standards.
- 14) Sign posts:
  - A) Signs measuring 10 square feet or less shall be mounted on 1 rigid post.
  - B) Signs over 10 square feet shall be mounted on 2 rigid posts.
  - C) Signs over 20 square feet shall be mounted on at least 3 rigid posts.
- 15) Rigid sign supports shall be driven to a minimum depth of 3 feet. If splicing is required, see Allowable Lap Splice U-channel Post.
- 16) For sign height, see the Rural and Urban diagrams:

## Urban:



## LANE CLOSURES

- 17) All proposed lane, road or shoulder closures shall be reviewed by the DTOE and approved by the Engineer.
- 18) Two lane, two-way highways shall have a maximum work area of two miles; all other roadways shall have a four mile maximum work area.
- 19) A queue analysis shall be performed prior to approval of lane closures on all freeways and expressways according to Section 6A.1 of the Traffic Engineering Manual.
- 20) Closure plans and times shall be turned in to the Engineer for review according to the following:
  - A) Five working days minimum if traffic control plan has been approved or is contained in the plans.
  - B) Ten working days minimum and a traffic control plan must be submitted for lane closures not addressed in the plans.
- 21) Weekly updates to the DTOE, Project Engineer, the LADOTD TMC operator, and the regional TMC operator (if applicable) will be required for all ongoing lane closures to update the closure status.
- 22) Daily updates to the DTOE, Project Engineer, and TMC operator (if applicable) will be required for all projects where active closures are in place.

## FLAGGERS

- 23) All flaggers shall be qualified.
- 24) The contractor shall be responsible for training or assuring that all flaggers are qualified to perform flagging duties.
- 25) A Qualified Flagger is one that has completed courses such as those offered by ATSSA or other courses approved by the LADOTD Work Zone Task Force. The contractor shall be responsible for getting the flagger course approved.
- 26) When utilized, a flagger shall use a minimum 18 inch octagonal shape sign on a minimum 6 foot stop/slow paddle and wear ANSI Class 2 Lime Green vest during day time operations and ANSI Class 3 Lime Green ensemble during night operations.
- 27) In all flagging operations, the flagger must be visible from the flagger advance warning sign.
- 28) Flaggers shall not be used on the Interstate.

# REFERENCES

33) The contractor shall be responsible for understanding all rules and requirements in the current edition of the following documents:

34) Louisiana Standard Specifications for Roads and Bridges:  
<https://www.dotd.la.gov/about/office-of-engineering/publications-and-downloads/specifications-and-standards/specifications/>

35) Manual on Uniform Traffic Control Devices for Streets and Highways (MUTCD):  
<https://mutcd.fhwa.dot.gov/>

36) LADOTD Approved Materials List (AML) Manual:  
<https://www.dotd.la.gov/about/office-of-engineering/materials-and-testing/approved-materials-list-aml/>

37) LADOTD Traffic Engineering Manual:  
<http://www.dotd.la.gov/about/office-of-engineering/traffic-engineering/manuals-and-policies/>

38) National Cooperative Highway Research Program (NCHRP) Report 350: "Guidelines for Work Zones Traffic Control Devices":  
[http://onlinepubs.trb.org/Onlinepubs/nchrp/nchrp\\_rpt\\_350-a.pdf](http://onlinepubs.trb.org/Onlinepubs/nchrp/nchrp_rpt_350-a.pdf)

39) NCHRP Report 475: "A Procedure for Assessing and Planning Nighttime Highway Construction and Maintenance":  
[https://onlinepubs.trb.org/Onlinepubs/nchrp/nchrp\\_rpt\\_475.pdf](https://onlinepubs.trb.org/Onlinepubs/nchrp/nchrp_rpt_475.pdf)

40) NCHRP Report 476: "Guidelines for Design and Operation of Nighttime Traffic Control for Highway Maintenance":  
[https://onlinepubs.trb.org/Onlinepubs/nchrp/nchrp\\_rpt\\_476.pdf](https://onlinepubs.trb.org/Onlinepubs/nchrp/nchrp_rpt_476.pdf)

41) NCHRP Report 498: "Illumination Guidelines for Nighttime Highway Work":  
[https://onlinepubs.trb.org/Onlinepubs/nchrp/nchrp\\_rpt\\_498.pdf](https://onlinepubs.trb.org/Onlinepubs/nchrp/nchrp_rpt_498.pdf)

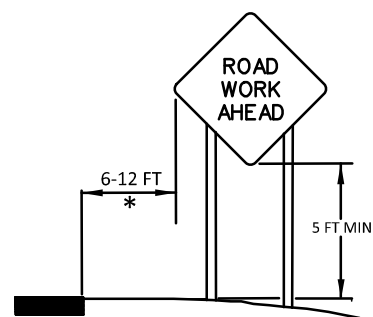
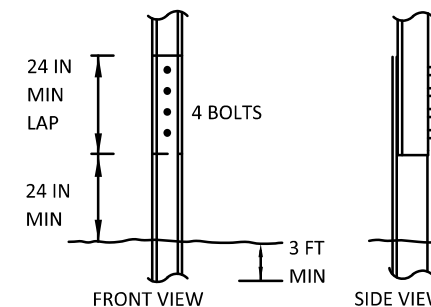
42) U.S. Department of Transportation Federal Highway Administration Traffic Control Handbook for Mobile Operations at Night.  
[https://rosap.nsl.bts.gov/view/dot/38634/dot\\_38634\\_DS1.pdf](https://rosap.nsl.bts.gov/view/dot/38634/dot_38634_DS1.pdf)

43) American Association of State Highway and Transportation Officials (AASHTO) Roadside Design Guide.

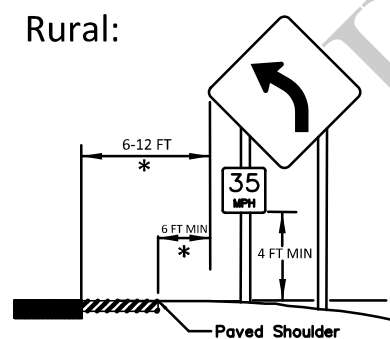
44) American Traffic Safety Services Association (ATSSA) Quality Guidelines for Work Zone Traffic Control Devices and Features.

## ALLOWABLE LAP SPLICE FOR U-CHANNEL POST

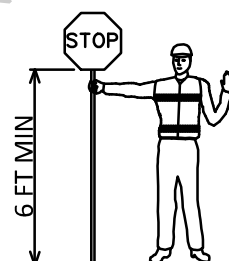
29) U-Channel posts may be spliced where long lengths are required. The upper section shall overlap the lower section by at least 24 inches. The bottom edge of the upper section of the splice shall be a minimum of 24 inches above the ground. The spliced sections shall be secured with at least four 5/16 inch diameter hex bolts spaced equally along the splice.




## Rural:




\* If lateral distance is not practical, the sign may be placed no less than 2 feet.



To STOP Traffic



Traffic Proceed



To Alert & SLOW Traffic  
Use of Hand Sign

ALL TTC STANDARDS SHOW MINIMUM CONSTRUCTION SIGNING.  
 ALL SITUATIONS SHALL BE REVIEWED AND/OR DESIGNED BY THE ENGINEER.  
 CONTRACTORS ARE RESPONSIBLE FOR COMPLYING WITH ALL TTC STANDARDS.

SHEET NUMBER	
DESIGN	G. Dunn
CHECK	B. Boucher
DETAIL	G. Dunn
CHECK	B. Boucher
REVIEW	
SERIES	
APPROVED BY CHIEF ENGINEER	
DATE	3/11/2026
NO.	6-12-25
DATE	
REVISION OR CHANGE ORDER DESCRIPTION	
TEMPORARY TRAFFIC CONTROL GENERAL NOTES SHEET TTC-00 (B)	
STANDARD PLAN	