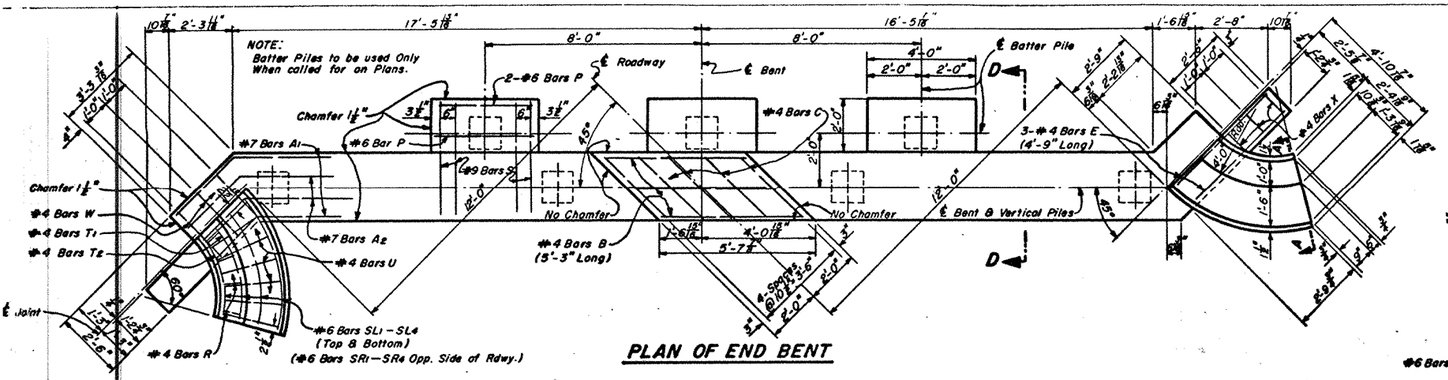

PLAN OF END BENT

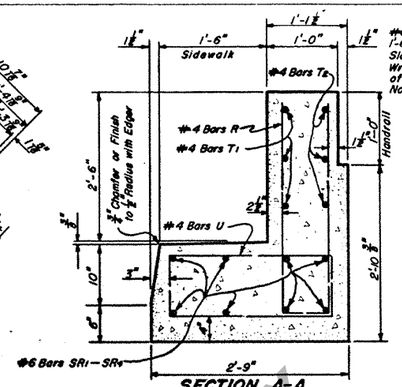

SECTION A-A

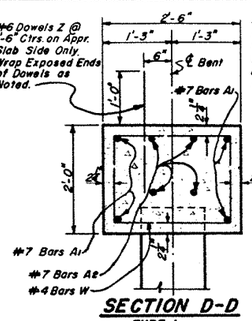

SECTION D-D

TYPE 1

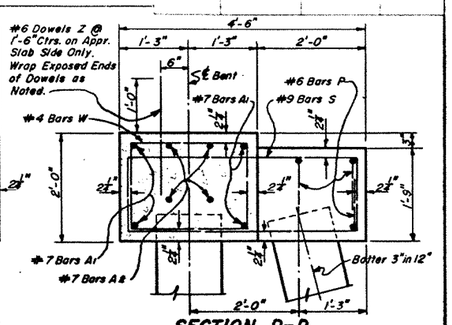

SECTION D-D

TYPES 2 & 3

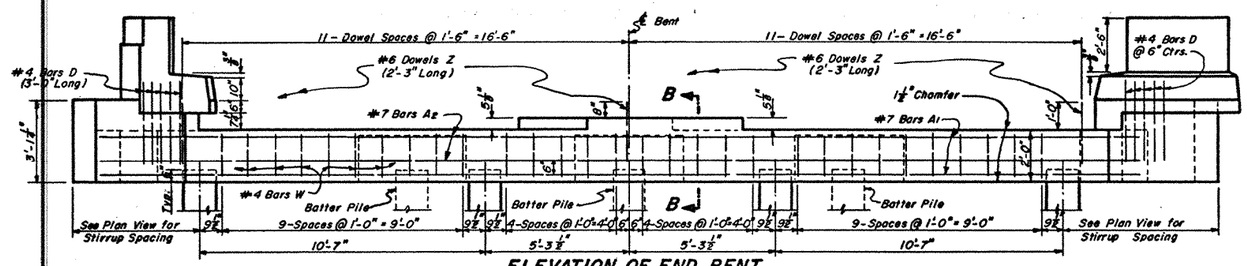

ELEVATION OF END BENT

(#4 BARS B & C NOT SHOWN)

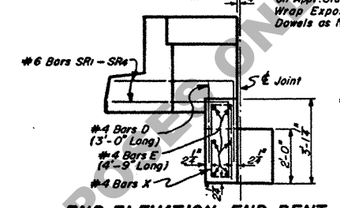

END ELEVATION-END BENT

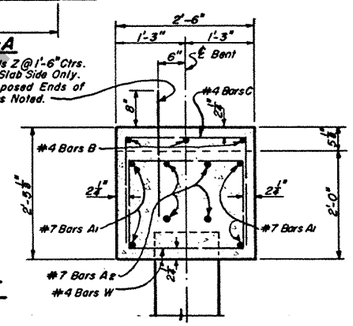

SECTION B-B

TYPE OF END BENT REQUIRED			
END BENT	GROUND TO GRADE (FEET)	SUBSOIL	BATTERED PILES
1	0-5	POOR	0
	0-8	GOOD	
2	5-10	POOR	2
	8-16	GOOD	
3	10+	POOR	3
	16+	GOOD	

QUANTITIES AND PILE LOADS				
ITEM / TYPE	SIZE OF BARS A, A1, & A2	CLASS "A" * CONCRETE (CU. YDS.)	DEFORMED REINF. STEEL (LBS.)	AVERAGE PILE LOAD (TONS)
# 4-PILE END BENT				
TYPE-1	#7	10.20	1333	22.8
TYPE-2	#7	11.18	1710	22.8
TYPE-3	#7	11.68	1898	22.8
INTERMEDIATE BENT				
4-PILE	#7	7.39	944 @	22.8

* Quantities computed assuming use of 14"= R.C. Piles.
\# To provide for future extension of Bridge, End Bents are Designed for same load as Intermediate Bents.
@ Add 78 Lbs. of Reinforcing Steel (23-#6 Dowels Z) when 2-Fixed Ends occur on an Intermediate Bent.

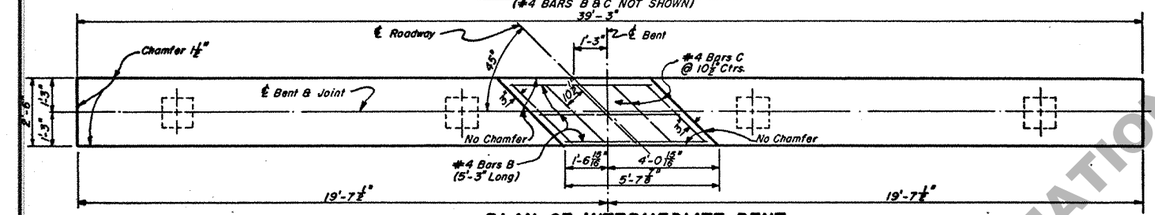

PLAN OF INTERMEDIATE BENT

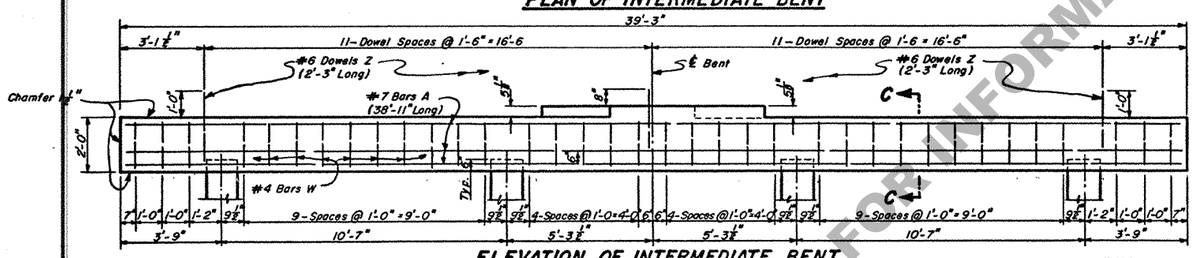

ELEVATION OF INTERMEDIATE BENT

(#4 BARS B & C NOT SHOWN)

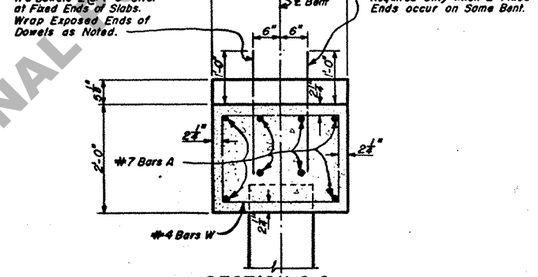

SECTION C-C

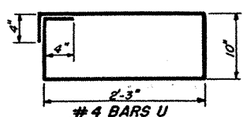

#4 BARS U

(6'-10" LONG)

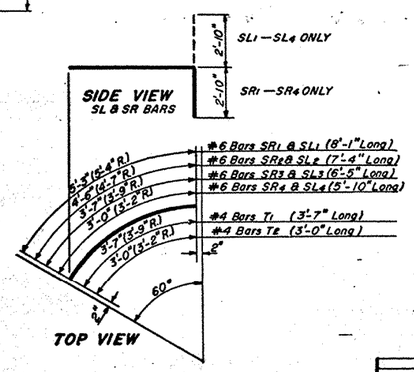

#6 BARS SL1-SL4, SR1-SR4 & #4 BARS T1 & T2

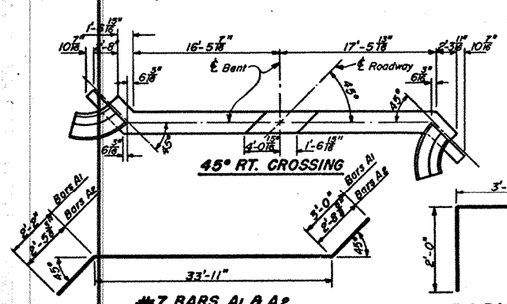

45° RT. CROSSING

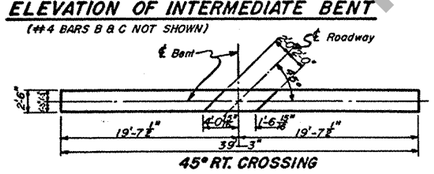

45° RT. CROSSING

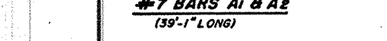

#7 BARS A1 & A2

(39'-1" LONG)

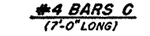

#4 BARS C

(7'-0" LONG)

#6 BARS P

(5'-7" LONG)

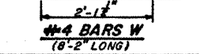

#4 BARS W

(8'-2" LONG)

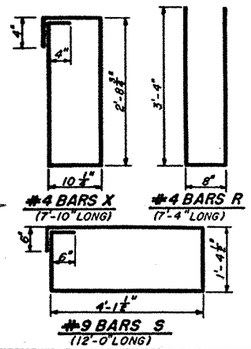

#4 BARS X

(7'-10" LONG)

#4 BARS R

(7'-4" LONG)

#9 BARS S

(12'-0" LONG)

DESIGN TAKEN FROM STD. PLAN BCFS15C-45-24P DATED MARCH 27, 1957

GENERAL NOTES:

Construction Specifications: Latest approved La. Dept. of Hwys. Std. Specs.
Design Specifications: A.A.S.H.O. 1953 as amended to Dec. 31, 1955.
Live Load: H15-44.
Reinforcement Bars shall be Intermediate or Hard Grade, A.S.T.M. A15, or Rail Steel, A.S.T.M. A16 conforming with A.S.T.M. A305.
Dimensions relating to Reinforcing Steel are to Bar Centers.
All Concrete to be Class "A".
Chamfer all exposed Corners ¾" unless otherwise Noted.
All Exposed Ends of #6 Dowels Z to be wrapped with 2-Layers of 15# Tar Paper. Close fitting Tubes made of compressible material not less than 7/16" thick may be substituted.
Tar Paper wrappings to be included in price bid for Class "A" Concrete.
For Details of Concrete Piles see Standard Plan as shown on General Plan.
Maximum Pile Loads unless otherwise instructed by Bridge Design Section:
14"= R.C. Piles = 26 Tons Per Pile.
Concrete and Steel in Sidewalk Curb Flare and Handrail Flare are included in Bent Cap Quantities and are to be paid for as part of the Bent.

STANDARD PLAN
PRECAST CONCRETE PILE BENTS
FOR 20'-0" CONCRETE SLAB SPANS
LIVE LOAD H15-44
24'-0" ROADWAY 1'-6" SIDEWALKS
DATED March 4, 1959

DATE	DESCRIPTION	BY
2/2/60	Fixed Quantities & Pile Loads	V.P./J.P.

REVISIONS

STATE OF LOUISIANA
DEPARTMENT OF HIGHWAYS
DESIGNED / DETAILED / TRACED
CHECKED / CHECKED / CHECKED
BRIDGE DESIGN SECTION

BCFS 15A-45-24P

FOR INFORMATIONAL PURPOSES ONLY