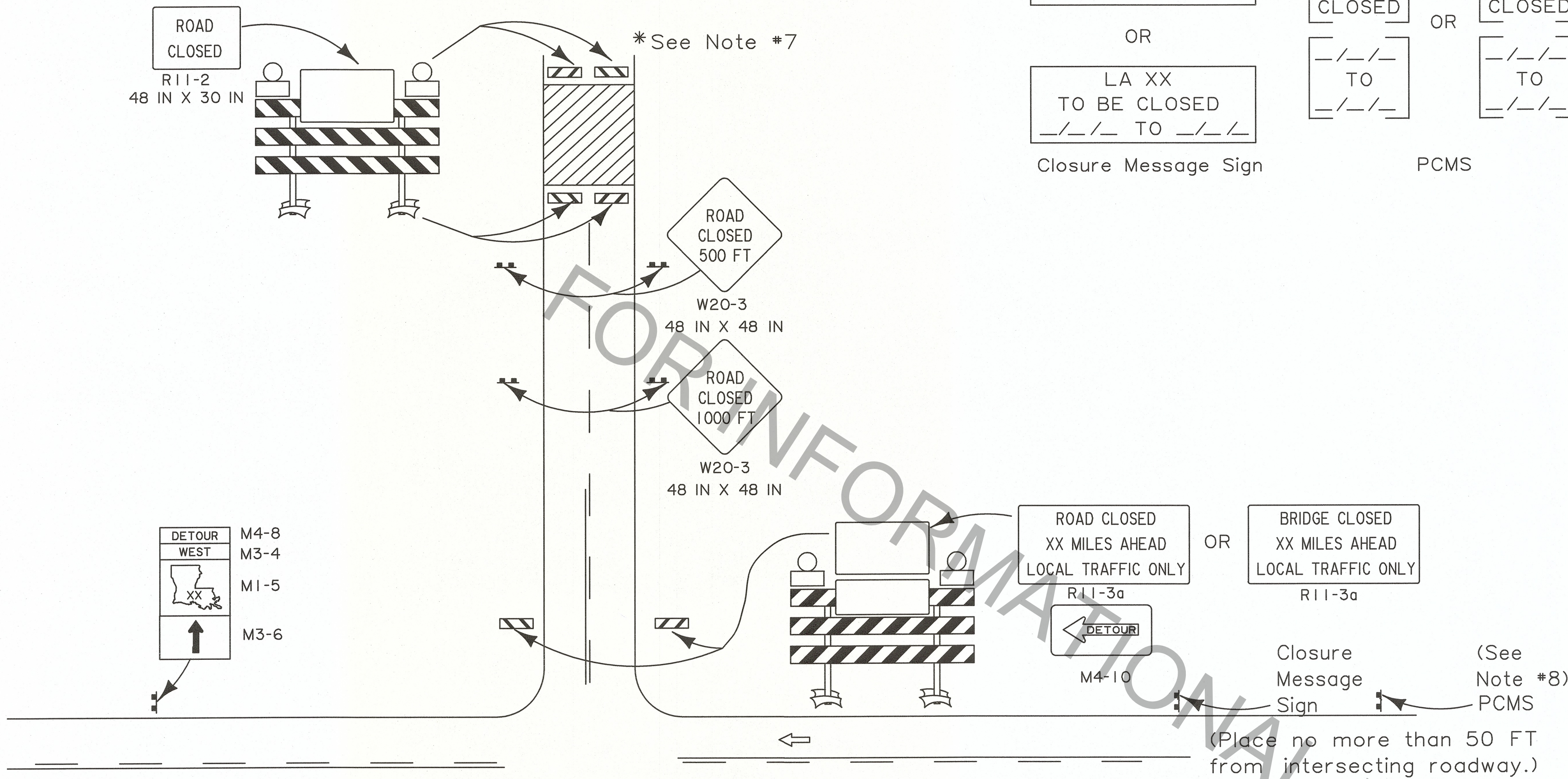


See Note #4 and #8

See Note #4 and #8

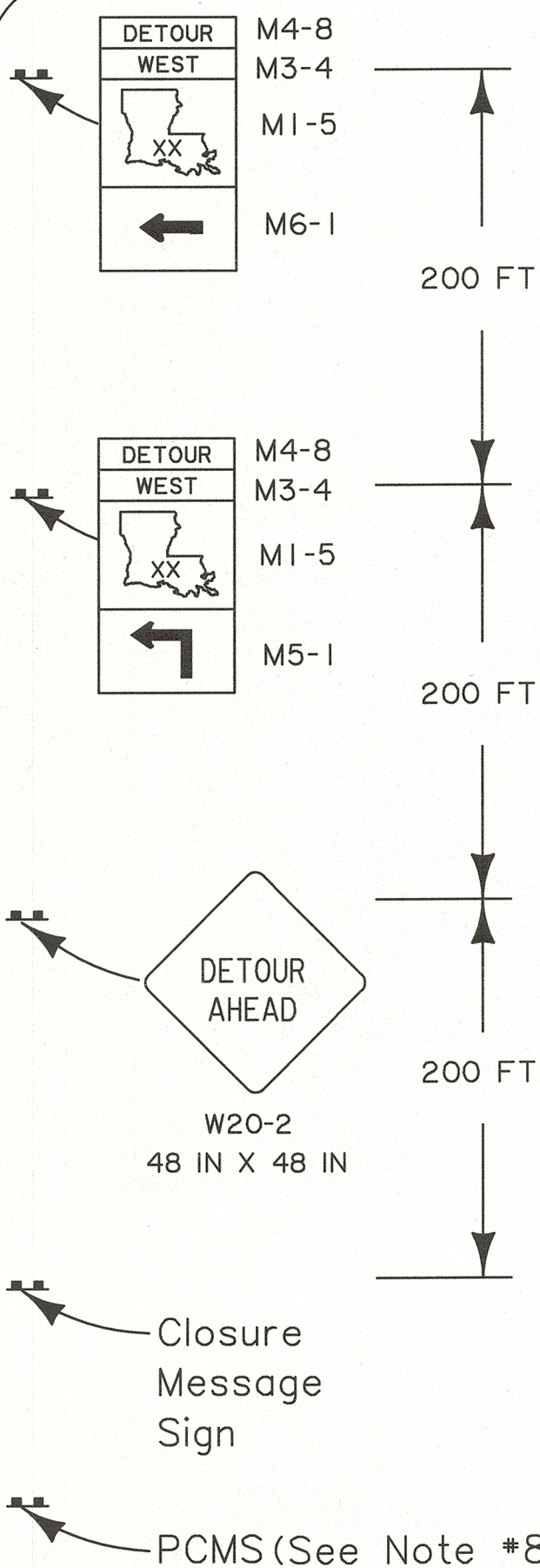
ADVANCE WARNING SIGN DURING ROAD CLOSURE



(Place no more than 50 FT from intersecting roadway.)

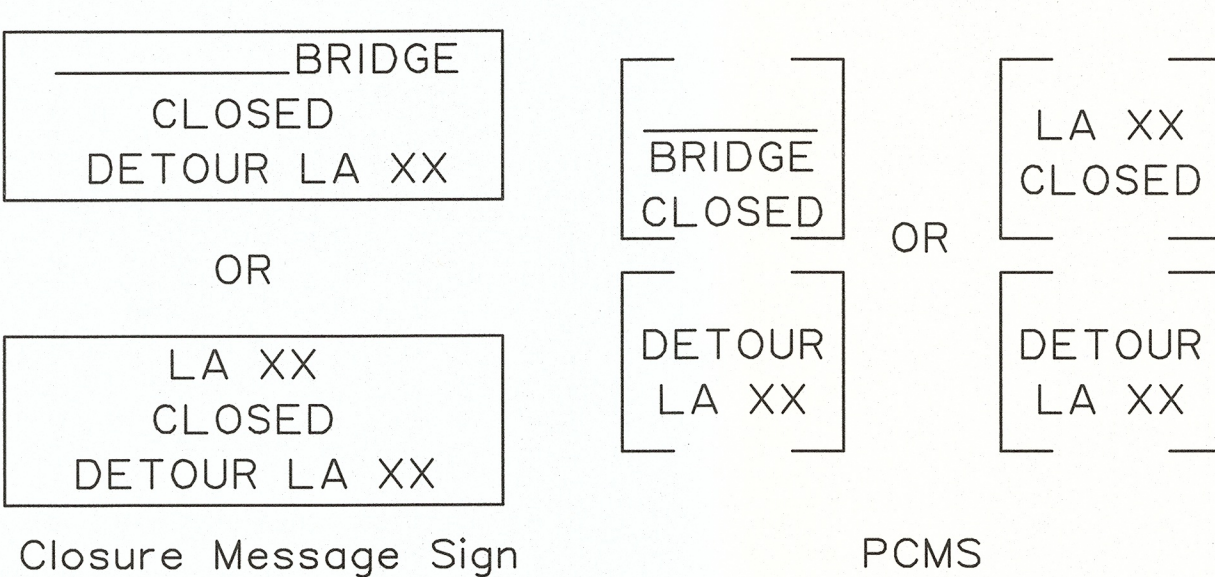
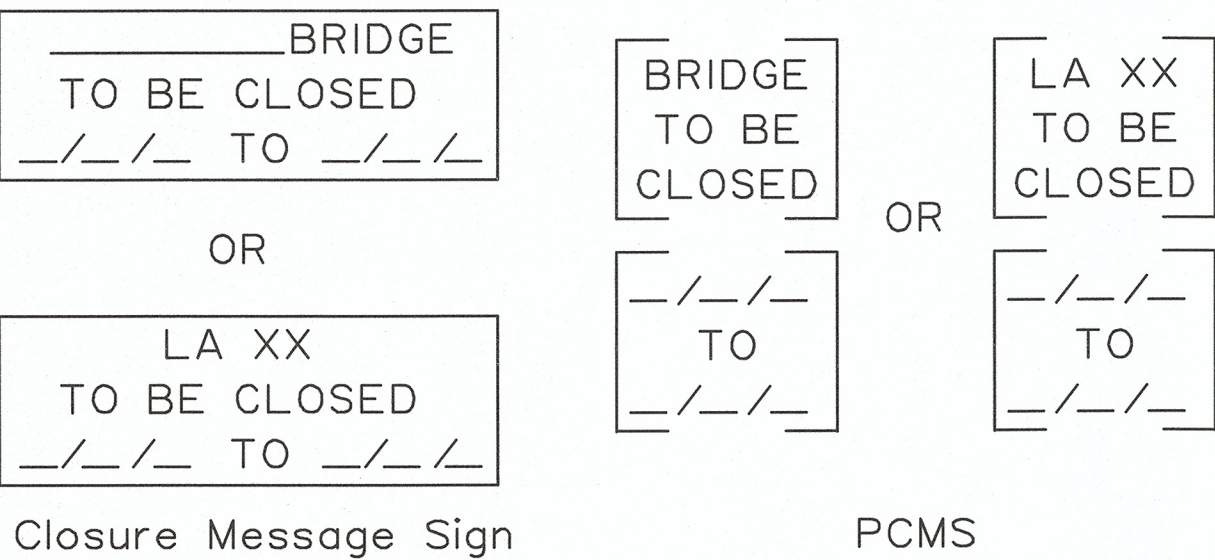
PCMS (See Note #8)
Closure Message Sign

LEGEND
⇒ Direction of Travel
Traffic Sign



Closure Message Sign

PCMS (See Note #8)



NOTES

This sheet shall be used with the Temporary Traffic Control GeneralNotes Sheets TTC-00(A), TTC-00(B) and TTC-00(C).

1. This layout represents the generic traffic controls required for road closure on a two-lane roadway. A specific detour plan with all required signs and routes is required for all detours.
2. Any signs in conflict with detour signing shall be removed or covered.
3. Closure Message Sign or PCMS shall be placed 7 days prior to road closure on all approaches to the closure. This sign shall be placed no farther than 50 FT from the work area to be closed.
4. Closure Message Sign or PCMS shall be placed on all approaches to the closure for the duration of the road closure. Minimum letter size on static signs shall be 8 inches.
5. Detour routes shall only be state-maintained routes, unless the project manager has made an agreement with the road owner.
6. Not all detour signs are shown. The DTOE shall approve all detours. The contractor shall be responsible for placing and maintaining all detour signs. There should be a sign at every decision point.
7. The signing is to be mirrored in the opposite direction.
8. PCMS shall be used in addition to the closure message sign on all highways with an ADT greater than 20,000. Place at a location approved by the Engineer.
9. A complete detour map shall be included with the set of plans. If there are changes in the routing, then the contractor will need to submit to the Engineer for approval.

ALL TTC STANDARDS SHOW MINIMUM CONSTRUCTION SIGNING.
ALL SITUATIONS SHALL BE REVIEWED AND/OR DESIGNED BY THE ENGINEER.
CONTRACTORS ARE RESPONSIBLE FOR COMPLYING WITH ALL TTC STANDARDS.

