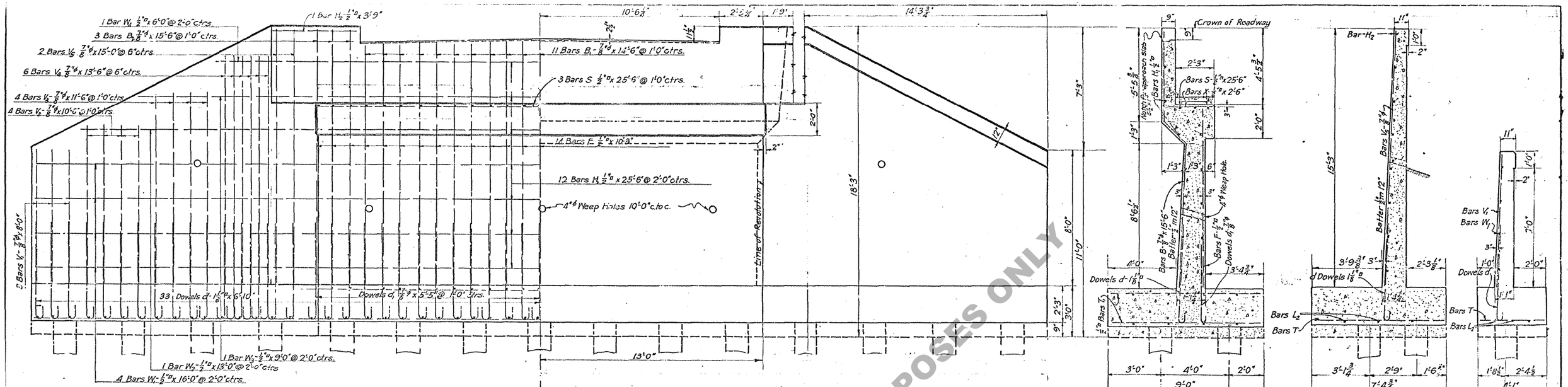

HALF ELEVATION SHOWING REINFORCEMENT.
Wing Revolved into Plane of Breast Wall.

HALF ELEVATION SHOWING DIMENSIONS
Wing Revolved into Plane of Breast Wall.

SECTION A-A

SECTION B-B

SECTION C-C.

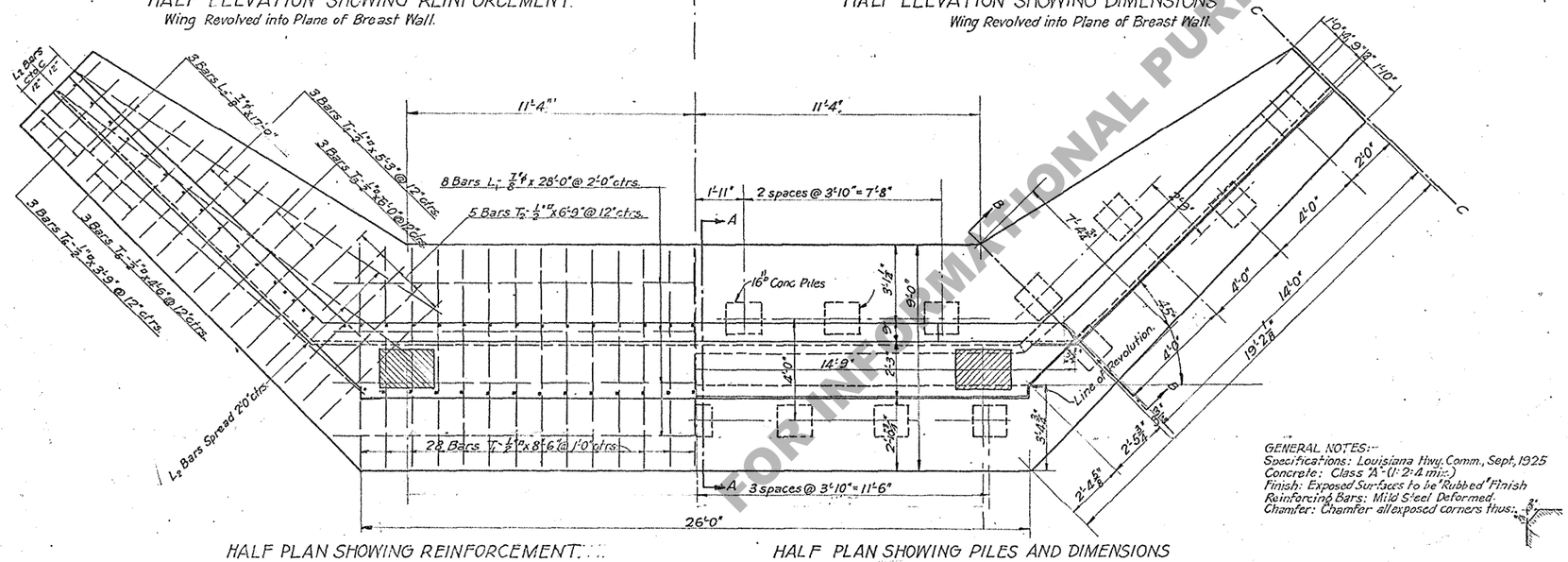

HALF PLAN SHOWING REINFORCEMENT.

HALF PLAN SHOWING PILES AND DIMENSIONS

GENERAL NOTES:-
Specifications: Louisiana Hwy. Comm., Sept. 1925
Concrete: Class "A" (1:2:4 mix.)
Finish: Exposed Surfaces to be "Rubbed" Finish
Reinforcing Bars: Mild Steel Deformed.
Chamfer: Chamfer all exposed corners thus:

BILL OF MATERIAL.

Mark	Number	Size	Unit Length	Total Length	Weight	Location
T_1	54	1/2"ø	8'-6"	459'-0"		Trans. in Top & Bottom of Footing.
T_2	10	"	6-9	67'-6"		Trans. in Bottom of Wing Footing.
T_3	6	"	6-0	36-0"		" " " " " "
T_4	6	"	5-3	31'-6		" " " " " "
T_5	6	"	4-6	27'-0		" " " " " "
T_6	6	"	3-9	22-6		" " " " " "
W_1	8	"	16-0	128-0		" " " " " "
W_2	2	"	13'-0	26-0		" " " " " "
W_3	2	"	9-0	18-0		" " " " " "
W_4	2		6'-0	12-0		" " " " " "
F	27		10'-3	276-9		Vertical in Front Face of Breast Wl.
H_1	12		25-6	306-0		Hor. in Back Face of Breast Wall.
H_2	2		3-9	7-6		" " " " " "
S	3		25-6	76-6		" " " " " "
X	27		2-6	67-6		" " " " " "
Total Length		1/2"ø		1561'-9" = 1327#		
L_1	8	7/8"ø	28'-0"	224'-0"		Long. in Top & Bottom of Br. Wl. Footing.
L_2	6	"	17'-0"	102-0"		Long. in Bottom of Wing Footing.
d_1	27	"	5'-5"	146-3		Dowels in Front Face of Web & Ftg.
P_1	21	"	14-6	304-6		Vert. in Back Face of Breast Wall.
P_2	6	"	15-6	93'-0		" " " " " "
V_1	6	"	8-0	48-0		Vert. in Back Face of Wing.
V_2	8	"	10-6	84-0		" " " " " "
V_3	8	"	11-6	92-0		" " " " " "
V_4	12	"	13-6	162-0		" " " " " "
V_5	4	"	15-0	60-0		" " " " " "
Total 7/8"ø				1315'-9" = 2689#		
d	65	1 1/8"ø	6'-10"	444'-2" =		Dowels in Back Face of Br. W. & Wings.
Total 1 1/8"ø				444'-2" = 1911#		

Total Reinforcing Steel = 5927#
Class A Concrete - Abutment with Piles Found. = 81.5 cy. Without Pile Found = 71.0 cy.
Conc. Piling - " " " " " 23 Piles.

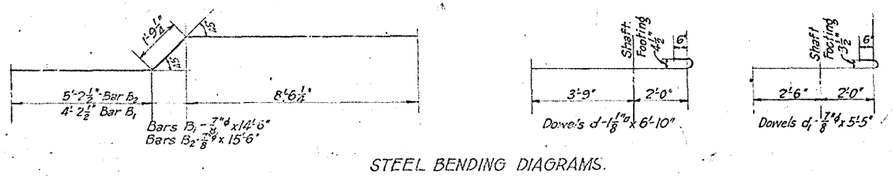

STEEL BENDING DIAGRAMS.

STANDARD REINFORCED CONCRETE ABUTMENT
FOR STEEL TRUSS BRIDGE
18'-0" HEIGHT
LOUISIANA HIGHWAY COMMISSION
BATON ROUGE, LA.

Scale: 3/8" = 1'-0" December, 1927.

Submitted: _____
Bridge Engineer.

Void
12-21-45

C-9-30

FOR INFORMATIONAL PURPOSES ONLY