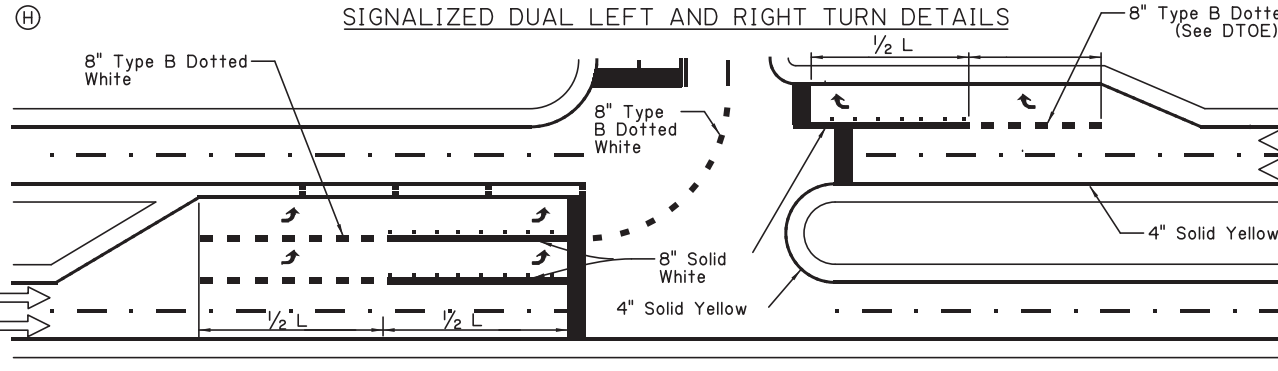
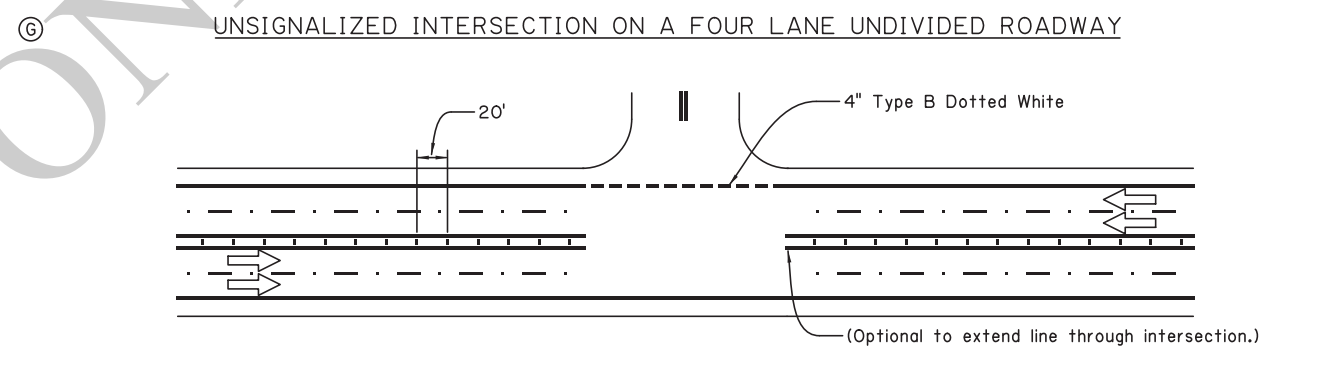
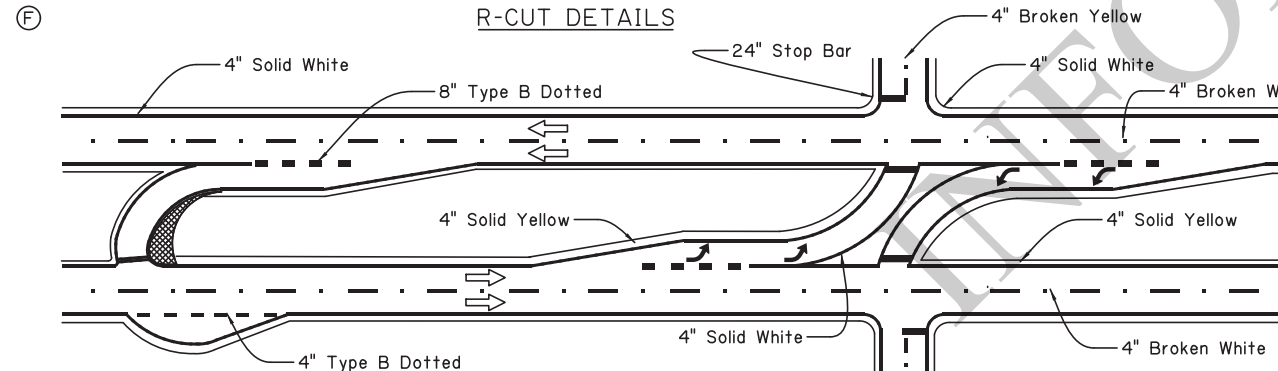
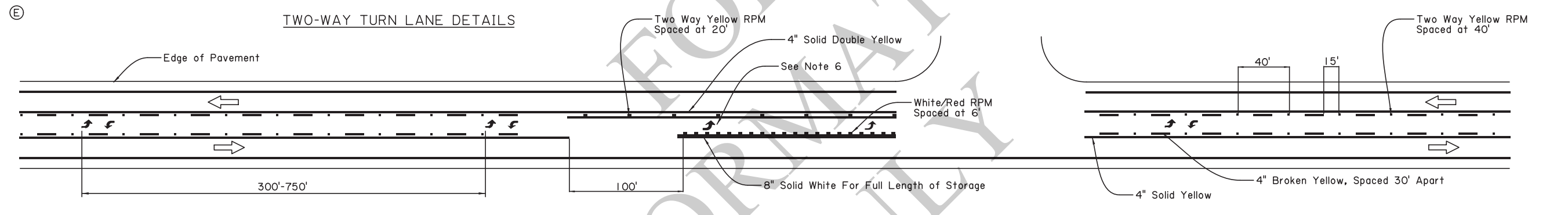
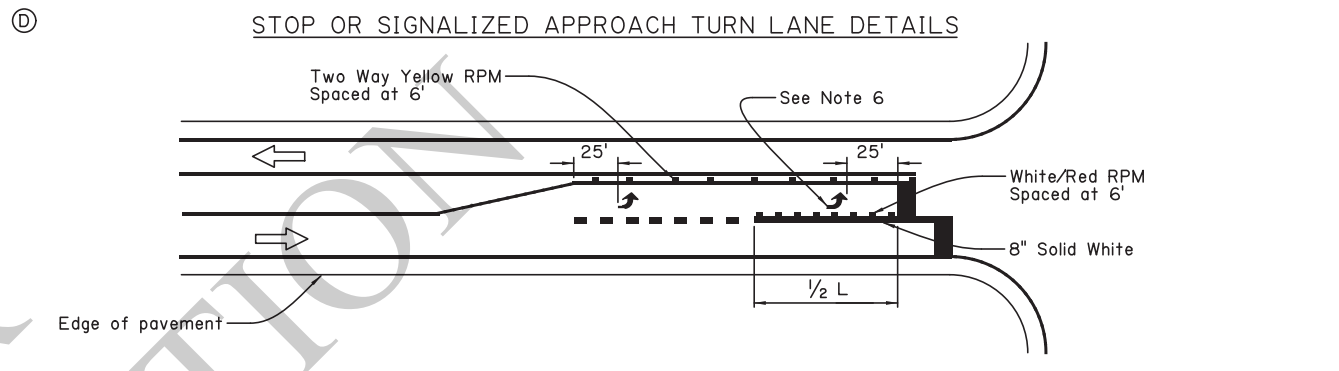
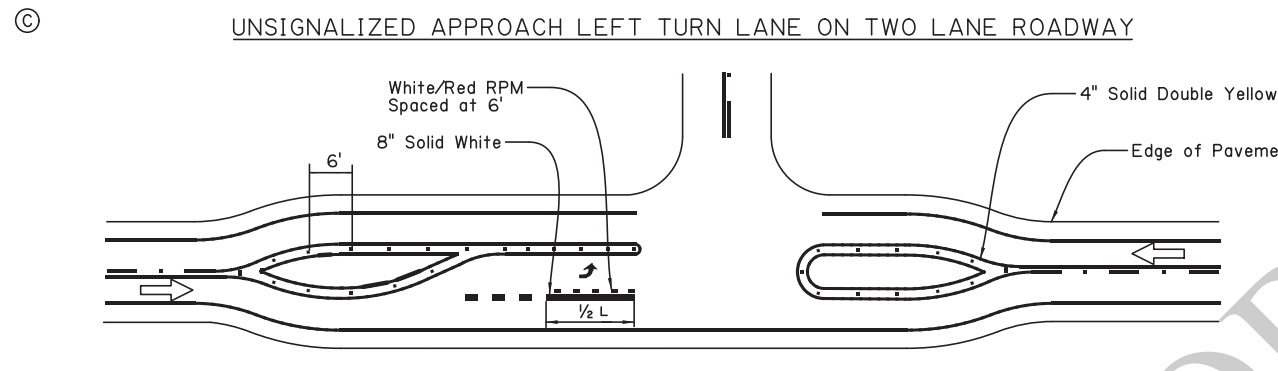


Speed Limit (mph)	Length Q (ft)
20	115
25	155
30	200
35	250
40	305
45	360
50	425
55	495



- GENERAL NOTES:**
1. If the minor street has edge lines, the edge lines on the major street shall wrap to meet the edge lines on the minor street.
 2. Stop bars shall be 24". Stop bars shall not be placed at a distance greater than 30 feet or less than 4 feet from the nearest edge line. Stop bars at right turn lanes should be placed to provide adequate sight distance for right turning traffic.
 3. The location of stop bars at left turn lanes should be determined by the turning radius needed by the side street vehicles.
 4. See PM-01 for centerline and lane line details.
 5. The ONLY word marking shall be used when a through lane terminates as a turn lane.
 6. If more than two arrows are used, minimum spacing shall be 150'.
 7. Edge lines should not be broken for driveways.
 8. → indicates the direction of travel (not a pavement marker).
 9. L equals the full length of turn lane.
 10. Use of dotted lines require DTOE approval.

SHEET NUMBER

DESIGN: B. MASON
CHECK: B. BOUCHER
DETAIL: B. MASON
CHECK: B. BOUCHER
REVIEW: B. BOUCHER

PARISH: _____
CONTROL SECTION: _____
STATE PROJECT: _____

APPROVED BY CHIEF ENGINEER: _____
DATE: 3/6/2026

REVISION OR CHANGE ORDER DESCRIPTION

NO. DATE

BY

PAVEMENT MARKING DETAILS
Typical Intersection Striping Layouts
PM-05

DOTD
LOUISIANA DEPARTMENT OF TRANSPORTATION & DEVELOPMENT

STANDARD PLAN