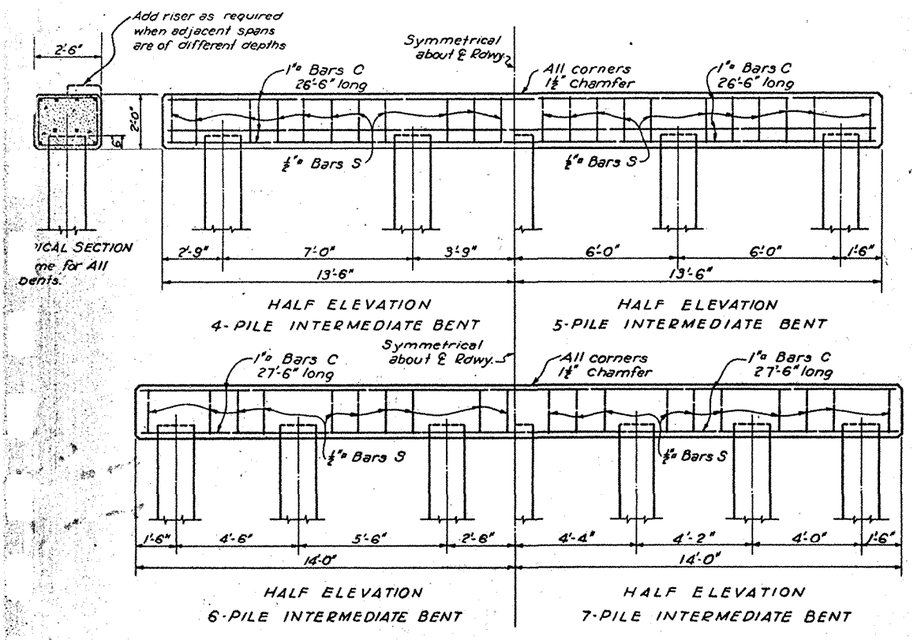


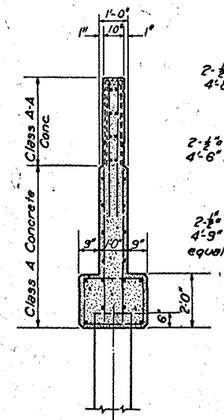


VIEW A-A
View B-B Similar

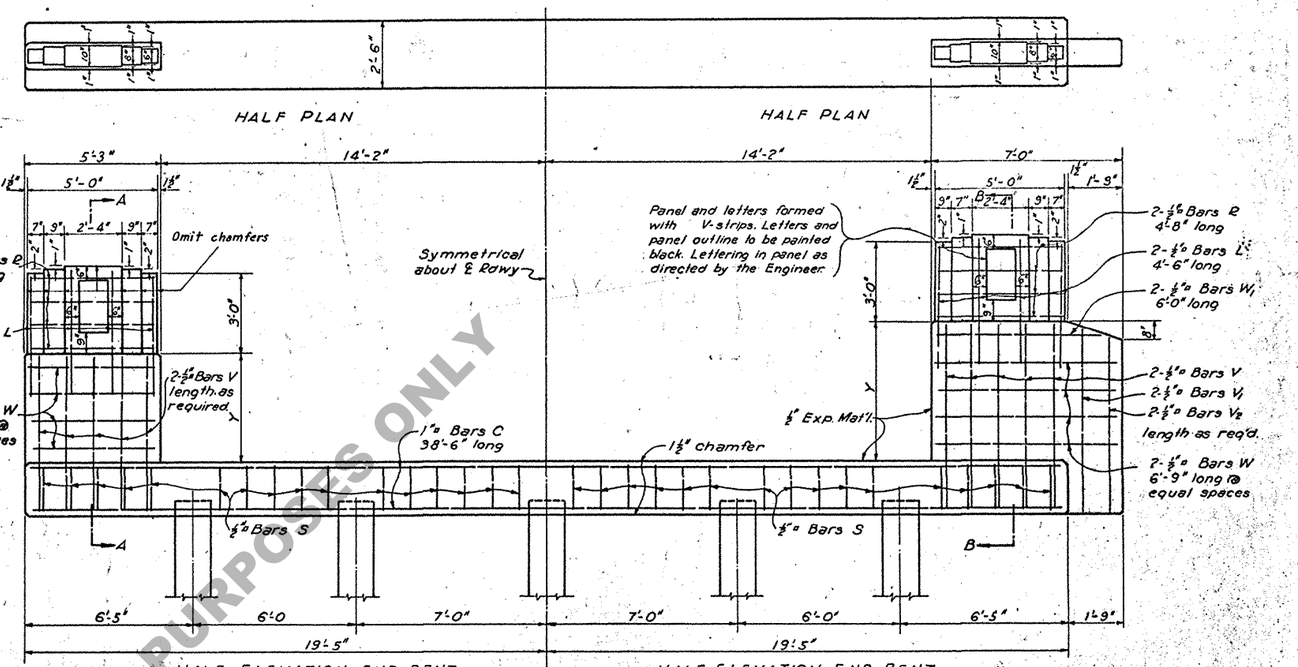


| TOTAL LENGTH OF ADJACENT SPANS FEET | No. OF PILES PER BENT | LOAD PER PILE TONS | TOTAL LENGTH OF ADJACENT SPANS FEET | No. OF PILES PER BENT | LOAD PER PILE TONS |
|---|---|---|---|---|---|
| 50 | 4 | 21 | 110 | 6 | 31 |
| 55 | 4 | 23 | 115 | 6 | 32 |
| 60 | 4 | 26 | 120 | 6 | 33 |
| 65 | 4 | 28 | 121 | 7 | 28 |
| 70 | 4 | 30 | 125 | 7 | 29 |
| 75 | 4 | 32 | 130 | 7 | 30 |
| 80 | 5 | 28 | 135 | 7 | 31 |
| 85 | 5 | 30 | 140 | 7 | 32 |
| 90 | 5 | 31 | 40 | 4 | 18 |
| 95 | 5 | 33 | 45 | 4 | 20 |
| 96 | 6 | 28 | | | |
| 100 | 6 | 29 | | | |
| 105 | 6 | 30 | | | |

QUANTITIES FOR ONE INTERMEDIATE BENT

| TYPE OF BENT | CLASS A CONC. CU. YDS. | REINF. STEEL POUNDS |
|---|---|---|
| 4-PILE BENT | 4.90 | 886 |
| 5-PILE BENT | 4.87 | 886 |
| 6-PILE BENT | 5.03 | 898 |
| 7-PILE BENT | 5.01 | 898 |

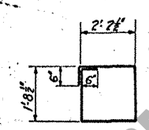


½"□ BARS S
8'-10" Long

DIMENSIONS & QUANTITIES FOR ONE END BENT

| SPAN FEET | Y FT. IN. | LOAD PER PILE TONS | CLASS A-A CONCRETE CU. YDS. | CLASS A CONCRETE CU. YDS. | REINF. STEEL LBS. | SPAN FEET |
|---|---|---|---|---|---|---|
| 25 | 3-6½ | 14 | 0.83 | 8.41 | 1565 | 25 |
| 26 | 3-5½ | 15 | 0.83 | 8.40 | 1565 | 26 |
| 27 | 3-8½ | 15 | 0.83 | 8.50 | 1569 | 27 |
| 28 | 3-8½ | 15 | 0.83 | 8.50 | 1569 | 28 |
| 29 | 3-8⅝ | 15 | 0.83 | 8.51 | 1570 | 29 |
| 30 | 3-8⅝ | 16 | 0.83 | 8.51 | 1570 | 30 |
| 31 | 3-8½ | 16 | 0.83 | 8.51 | 1570 | 31 |
| 32 | 3-8⅝ | 16 | 0.83 | 8.51 | 1570 | 32 |
| 33 | 3-8⅝ | 16 | 0.83 | 8.51 | 1570 | 33 |
| 34 | 3-11½ | 17 | 0.83 | 8.60 | 1574 | 34 |
| 35 | 3-11½ | 17 | 0.83 | 8.60 | 1574 | 35 |
| 36 | 3-11⅝ | 17 | 0.83 | 8.60 | 1574 | 36 |
| 37 | 3-11⅝ | 17 | 0.83 | 8.60 | 1574 | 37 |
| 38 | 3-11½ | 18 | 0.83 | 8.61 | 1574 | 38 |
| 39 | 3-11½ | 18 | 0.83 | 8.61 | 1574 | 39 |
| 40 | 3-11⅞ | 19 | 0.83 | 9.35 | 1659 | 40 |
| 41 | 3-11⅞ | 19 | 0.83 | 9.35 | 1659 | 41 |
| 42 | 4-2½ | 20 | 0.83 | 9.47 | 1664 | 42 |
| 43 | 4-2⅝ | 20 | 0.83 | 9.47 | 1664 | 43 |
| 44 | 4-2⅝ | 20 | 0.83 | 9.47 | 1664 | 44 |
| 45 | 4-2¾ | 20 | 0.83 | 9.48 | 1665 | 45 |
| 46 | 4-2¾ | 21 | 0.83 | 9.48 | 1665 | 46 |
| 47 | 4-2⅞ | 21 | 0.83 | 9.48 | 1665 | 47 |
| 48 | 4-2⅞ | 21 | 0.83 | 9.48 | 1665 | 48 |
| 49 | 4-2⅞ | 22 | 0.83 | 9.48 | 1665 | 49 |
| 50 | 4-5⅜ | 22 | 0.83 | 9.60 | 1670 | 50 |
| 51 | 4-5⅜ | 23 | 0.83 | 9.60 | 1670 | 51 |
| 52 | 4-5¾ | 23 | 0.83 | 9.61 | 1671 | 52 |
| 53 | 4-5¾ | 23 | 0.83 | 9.61 | 1671 | 53 |
| 54 | 4-5⅞ | 24 | 0.83 | 9.61 | 1671 | 54 |
| 55 | 4-5⅞ | 24 | 0.83 | 9.61 | 1671 | 55 |
| 56 | 4-8⅜ | 25 | 0.83 | 9.73 | 1676 | 56 |
| 57 | 4-8¾ | 25 | 0.83 | 9.74 | 1676 | 57 |
| 58 | 4-8¾ | 25 | 0.83 | 9.74 | 1676 | 58 |
| 59 | 4-8⅞ | 26 | 0.83 | 9.74 | 1677 | 59 |
| 60 | 4-8⅞ | 26 | 0.83 | 9.74 | 1677 | 60 |
| 20 | 3-3½ | 18 | 0.83 | 8.35 | 1663 | 20 |

GENERAL NOTES:

Specifications: Louisiana Highway Commission.
Dead Load: Actual weight of materials.
Live Load: H-15.
All concrete to be class A except as noted.
All exposed surfaces to have "Rubbed finish."
All chamfers to be ¾" except as noted.
All reinforcing steel to be deformed bars, square twisted bars not considered as deformed.
All dimensions relating to reinforcing steel are to bar centers.
No direct payment will be made for reinforcing steel in piles.
The price bid per foot of piling shall include the cost of furnishing and placing all material for same.
14" square piles assumed in computing quantities.

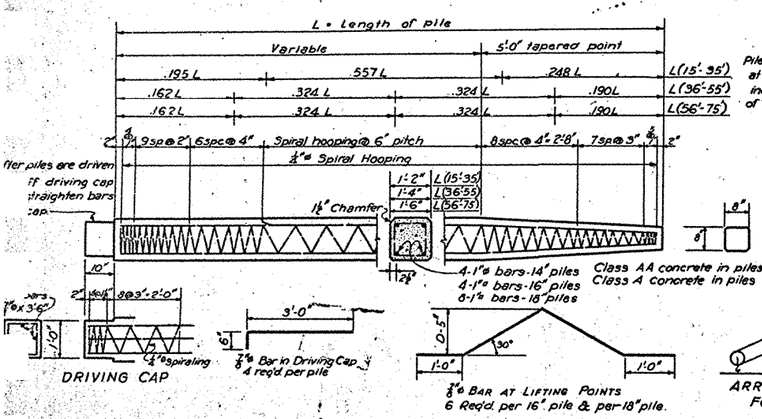


APPROXIMATE PILE QUANTITIES

| PILE LENGTHS | Driving Cap Total Concrete Cu. Yds. | Driving Cap Total Reinf. Steel Pounds | Variable Part per Lin. Ft. Concrete Cu. Yds. | Variable Part per Lin. Ft. Reinf. Steel Pounds | Tapered Point Total Concrete Cu. Yds. | Tapered Point Total Reinf. Steel Pounds |
|---|---|---|---|---|---|---|
| 15' to 35' | 0.031 | 36 | .051 | 12 | 0.170 | 65 |
| 36' to 55' | 0.031 | 38 | .070 | 15 | 0.204 | 166* |
| 56' to 75' | 0.031 | 39 | .083 | 29 | 0.250 | 236* |

* Includes ⅞"□ bars at lifting points.

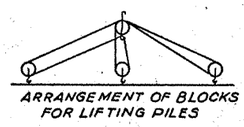

ARRANGEMENT OF BLOCKS FOR LIFTING PILES

Void 12-10-45

STANDARD PLAN
REINFORCED CONCRETE PILE BENTS
24'-0" ROADWAY 36'-0" ROADWAY CROWN
3:1 SIDE SLOPES
TO BE USED WITH STD. PLAN SC33-SC34-SC35

| DATE | DESCRIPTION | BY |
|---|---|---|
| 4-29-38 | 75' Pile added | L.C.C. |
| 3-22-38 | Handrail Panel End Bent | L.C.C. |
| 5-20-37 | Dimensions "Y" and Quantities Corrected | C.D.B. |
| 9-3-35 | Dimensions "Y" & Quantities | R.O. |

REVISIONS

LOUISIANA HIGHWAY COMMISSION
BATON ROUGE, LA. June 25 1935

DESIGNED Lloyd Lewis | DETAILED Lloyd Lewis | TRACED H.L.C.
CHECKED R. Olivier | CHECKED R. Olivier | CHECKED R. Olivier
IN CHARGE OF Charles D. Myers BRIDGE DESIGNING ENGINEER

C.S.-145

FOR INFORMATIONAL PURPOSES ONLY