

Louisiana Regulations for Trucks, Vehicles, and Loads

Updated 2025



LOUISIANA DEPARTMENT OF
TRANSPORTATION & DEVELOPMENT

TABLE OF CONTENTS

INTRODUCTION	5
GENERAL INFORMATION - DOTD TRUCK PERMIT OFFICE	6
LEGAL LIMITATIONS.....	7
Weight	7
Bridge Formula.....	8
Width.....	8
Height.....	8
Length	8
Projecting Loads.....	9
Twin Trailer Combinations.....	10
Trailers And Towed Vehicles.....	11
Farm Vehicles And Equipment.....	11
Timber Cutting And Logging Equipment.....	12
Care Of Loads.....	12
DOTD REGULATIONS	13
Posted Bridges.....	13
Axle Weight Distribution.....	13
Variable Load Suspension Axles.....	14
Treated Utility Poles	14
Tunnels.....	14
OVERSIZE AND OVERWEIGHT PERMIT LAWS AND REGULATIONS	15
General Regulations And Information.....	15
Reasonable Access	15
Liability For Damages.....	17
Certificates Of Insurance.....	17
Federal, State, And Local Government Agencies	17
MAXIMUM PERMIT WEIGHTS.....	18
Off-Road Equipment	18
All Other Vehicles.....	18
Maximum Permissible Weights-Designated and Non-Designated Highways.....	19
Permit Axle Weight Distribution.....	19

SPECIAL REQUIREMENTS - EXTRAORDINARY WIDTH/HEIGHT 20

- Loads Over 18' Wide 20
- Loads Over 16'5" High 20
- Loads Over 18' High 21

HOW TO OBTAIN PERMITS 23

- Walk-In 23
- Mail 23
- Wire/Permit Service 23
- Internet 23
- Control Number ("C") Forms 23
- Prepaid Oversize Permits ("A-Forms") 24
- Permit Payment Options 24
- Permit Types 25
- Canceling And Revising Permits 36

ESCORT REQUIREMENTS AND RELATED 37

- State Police Escorts 37
- City Police Escorts 37
- Private Escorts 37
- Pole Trucks 37
- Bucket Trucks 38

PERMIT LOAD TRAVEL RESTRICTIONS AND RELATED 39

- Curfews, Night Movement, Inclement Weather, And Holidays 39
- Warning Flags 40
- Warning Signs 41
- Warning Lights 41

LEGAL LENGTHS 43

- Specialized Equipment (Stinger Steered) 44

OVERWEIGHT PERMIT FEES 45

- Overweight Permit Fee Schedule #1 45
- Overweight Permit Fee Schedule #2 45
- Overweight Permit Fee Schedule #3 46

GUIDELINES FOR SUBMITTING OVERWEIGHT VEHICLE CONFIGURATIONS (SUPER LOADS) 47

GUIDELINES FOR SUBMITTING CRITICAL OFF-ROAD CONFIGURATIONS FOR APPROVAL 48

REQUIREMENTS FOR PERMITTING OFF-ROAD EQUIPMENT.....49

 Annual & Semi-Annual Off Road Equipment Permits (Guidelines For Use) 51

MAXIMUM ALLOWABLE LICENSE AND LEGAL WEIGHTS 54

MAXIMUM PERMIT WEIGHTS 61

 Truck Or Truck/Trailer Combinations.....61

 Off-Road Equipment62

 Federal Bridge Formula (Interstate Highways Only) 63

PERMIT LOAD ESCORT VEHICLES64

 Escorting Procedures.....64

 Louisiana Approved Escort Vehicle Requirements Checklist65

STATE POLICE TROOPS..... 68

OTHER POLICE ESCORTS 68

OTHER IMPORTANT NUMBERS.....69

DOTD WEIGHTS AND STANDARDS WEIGH STATIONS.....70

 PrePass70

CONCURRENTLY ENFORCED LAWS AND REGULATIONS..... 71

 Vehicle Registration And Licensing71

 Reciprocal Agreements.....74

 48-Hour Trip Permits - \$5074

 Interstate And Intrastate Operations74

 Commercial Driver’s Licenses And Corresponding Vehicles75

 DOTD And DPS Weight Enforcement76

 Fuel Taxes.....76

 Bulk Fuels Transport.....79

 Litter80

 Controlled Access Highways80

DEFINITIONS 81

INTRODUCTION

The rules and regulations contained in this publication and pertaining to the Louisiana Department of Transportation and Development, hereafter referred to as "DOTD," are established and enforced under the authority of Louisiana R.S. 32:2 and the Louisiana Administrative Code, Title 73. The document's purpose is to inform the public about current Department regulations for trucks, vehicles and loads.

First Edition Published 1977

Twenty-Fourth Edition - Summer 2013

Twenty-Fifth Edition - 2025

GENERAL INFORMATION - DOTD TRUCK PERMIT OFFICE

Physical Address:

Department of Transportation and Development
Truck Permit Office
1201 Capitol Access Road
Baton Rouge, Louisiana 70802

Mailing Address:

Department of Transportation and Development
Truck Permit Office
P. O. Box 94042
Baton Rouge, Louisiana 70804-9042

Office Hours:

Monday through Friday 7:00 AM - 3:30 PM
Saturday and Sunday CLOSED
Certain Holidays CLOSED

NOTE: Routine permits requiring manual review **must** be issued during regular office hours. For after hours EMERGENCY permits, call the numbers listed below.

Telephone and Fax Numbers:

(225) 343-2345 Local
800-654-1433 Nationwide
(225) 377-7108 Fax

Web Address: <http://www.dotd.la.gov/lageaux.aspx>

Business Office phone: 800-654-1433, Option 3

Business Office email address: dotdlageauxpermits@la.gov

LEGAL LIMITATIONS

WEIGHT

The maximum legal weight per inch width of tire is 650 pounds.

The maximum legal axle weights on Interstate highways are:

SINGLE AXLES	20,000 POUNDS
TANDEM AXLES	34,000 POUNDS
TRIDUM AXLES	42,000 POUNDS
QUADNUM AXLES	50,000 POUNDS
QUINT AXLES	58,000 POUNDS

Due to axle variances of 2,000 pounds for single axles and 3,000 pounds for tandem, tridum, quadrum and quint axles, maximum legal weights on non-Interstate highways are:

SINGLE AXLES	22,000 POUNDS
TANDEM AXLES	37,000 POUNDS
TRIDUM AXLES	45,000 POUNDS
QUADNUM AXLES	53,000 POUNDS
QUINT AXLES	61,000 POUNDS

In general, the sum of the legal axle weights on a vehicle or combination of vehicles is its legal gross weight. However, regardless of the number and type of axles, the maximum legal gross weight of any vehicle, or a combination of vehicles without a tridum or quadrum axle, is **80,000 pounds**.

Regardless of the number and type of axles, the maximum legal gross weight of any combination of vehicles that has a tridum or greater axle group is:

83,400 POUNDS	INTERSTATE HIGHWAYS
88,000 POUNDS	NON-INTERSTATE HIGHWAYS

Vehicles may not exceed their licensed gross weight. The maximum licensed gross weight shall not exceed the maximum legal gross weight.

BRIDGE FORMULA

Louisiana is currently enforcing the compliance with the Federal Bridge Formula.

In accordance with the applicable provisions of the Administrative Procedure Act, R.S. 49:950, et seq., DOTD adopted a rule regarding implementation of the "Bridge Formula" as it applies to vehicles which operate on the INTERSTATE HIGHWAYS of the state of Louisiana. The action was taken pursuant to Act 686 of the 1987 session of the Louisiana Legislature.

The Bridge Formula, set forth in 23 USCA 127 and in L.R.S. 32:386, applies to all vehicles except:

- Type Six (five axle configurations with one single axle and two sets of tandem axles) and Type Eight (six axle configuration with one single axle, one tandem axle and one tridem axle) vehicles carrying one of the following commodities in their bulk or natural state: forest products, sand, gravel, agricultural products or lumber.
- Vehicles/loads, including Containerized Cargo, with a valid oversize/overweight permits.

WIDTH

The maximum legal width for any vehicle is 102", exclusive of safety devices.

A vehicle's load shall not project more than 12" beyond the width of its body. The overall width of a vehicle and load shall not exceed the legal dimensions specified above.

Exception: Appurtenances extending no more than 6" beyond the body of recreational vehicles.

HEIGHT

The maximum legal vehicle height is 14' 0" on Interstate highways and 13' 6" on non-Interstate highways.

LENGTH

The maximum legal lengths for vehicles/vehicle combinations are:

- Single vehicle - 45'
- Vehicle combinations on highways other than the Designated Truck Route - 65'

- Semi-trailers on Designated Truck Routes - 59' 6" (measuring semi-trailer length and load)
- Any trailer, semi-trailer portion of twin trailer vehicle combinations -30'

Exceptions:

- The maximum legal combination length for specialized equipment (i.e. boat transporters, dromedary units) is 75'. The front overhang is not to exceed 3' and the rear overhang is not to exceed 4'.
- The vehicle length limitation of less than 80' on a stinger-steered automobile transporter, non-inclusive of a front overhang of less than 4' and a rear overhang of less than 6' or has the effect of imposing an overall length limitation of less than 90' on a tow-away trailer transporter combination.
- An automobile transporter shall not be prohibited from the transport of cargo or general freight on a backhaul, provided it complies with weight limitations for a truck tractor and semitrailer combination.
- The maximum legal length of the load carried by a combination of vehicles transporting forest products in their natural or treated state is 65', plus one foot additional tolerance in length. However, these vehicles must comply with flag and lighting requirement
- Sportsmen coaches or vehicles obviously used solely for recreational purposes and properly registered may tow a combination of no more than two vehicles, provided it does not exceed an overall length of 70'.

PROJECTING LOADS

Equipment that is permanently attached to and cannot be readily removed from a vehicle is not considered load if:

- The vehicle meets state safety standards
- Is licensed for use on state highways
- Any projection beyond the vehicle is at least 6' above the roadway surface.

A vehicle or combination of vehicles with a projection or projecting load cannot exceed the total length limitations for that vehicle or combination of vehicles. In addition:

- A load cannot project more than 4' beyond the front of a single vehicle or 4' in front of the foremost vehicle of a combination of vehicles.
- A load cannot project more than 8' beyond the rear of the bed or body of a single vehicle or the rear vehicle of a combination of vehicles.

Exceptions:

- The load on the rear vehicle of a combination of vehicles transporting forest products in their natural state may project not more than 20' beyond the rear of the bed or the back of the rear tire of the vehicle, whichever is further from the cab. The load must clear the pavement by at least two feet. When the rear projection length is more than 15', the vehicle may operate only during daylight hours.
- Vehicles transporting wooden poles or piling may project not more than 15' beyond the rear of the bed or the back of the rear tire of the vehicle, whichever is further from the cab. The load must clear the pavement by at least two feet. When the rear projection length is more than 8', the vehicle may operate only during daylight hours.
- Compactor Refuse vehicles equipped with front-end loading attachments and containers, and actively engaged in the collection of garbage, rubbish, refuse or recyclable materials, are exempt from legal limitation for projections beyond the front of the vehicle. This exemption applies to travel on non-Interstate highways only.

TWIN TRAILER COMBINATIONS

Vehicle combinations cannot consist of more than two vehicles.

Exception: Combinations of a truck-tractor and two trailers: truck-tractor and two semi-trailers; or truck-tractor, semi-trailer and trailer. These twin trailer combinations are subject to route limitations. They may operate only over the Interstate System and the Designated Truck Routes or within a reasonable access of 10 miles.

Note: Household goods carriers shall have unrestricted access for loading and unloading purposes only, unless otherwise prohibited.

Vehicle combinations operating on parish roads shall not consist of more than two vehicles.

Exceptions:

- A vehicle having no more than two axles may tow any combination of two vehicles, provided the combination of vehicles does not exceed 65'.
- A vehicle having no more than two axles and owned and/or operated by a manufacturer or dealer of boats may tow two boat trailers.

TRAILERS AND TOWED VEHICLES

Drawbars and other connections must be strong enough to pull all the towed weight and cannot exceed 15' between vehicles.

Exception: The connection between any two vehicles transporting poles, pipe, machinery or other objects of a structural nature which cannot be readily dismembered may exceed 15'. If the connection between a vehicle and a towed vehicle is a chain, rope, or cable, then a red flag, at least one foot square, must be displayed on the connection between sunrise and sunset, and a red light visible under ordinary atmospheric conditions for at least 500' must be displayed on the connection between sunset and sunrise.

Exception: Truck-tractors being transported by the triple saddle mount method must be equipped as follows:

- All necessary lights and signals in accordance with state and federal laws and regulations.
- The rear wheels of the second, third and fourth truck-tractors must be equipped with adequate splash guards or mud flaps.

Note: Truck-tractors may be transported by a drawbar, pintle connection, or by the triple saddle mount method of transportation.

FARM VEHICLES AND EQUIPMENT

With the exception of draglines and bulldozers, farm vehicles and equipment being operated and/or transported for legitimate agricultural purposes for distances not more than fifty miles from their points of origin shall be exempt from the requirements for width, height, length, and for trailers and towed vehicles.

Trailers and semi-trailers with GVWRs of not more than 12,000 pounds shall be exempt from the requirements of R.S. 32:380, provided they are:

- Designed and used exclusively for the purposes of pick-up or delivery of new, used, or repaired farm equipment
- Owned and used by a retail business registered and located in this state
- Traveling for distances not to exceed 50 miles from their point of origin

These farm vehicles may travel during daylight hours on any public highways, except those designated as part of the National System of Interstate and Defense Highways, without obtaining a special permit from the DOTD Secretary, or from any other Agency or Department of the state or political subdivisions. They are required to be equipped with front and rear reflector lights, and with a blinking hazard light that is clearly visible from the front and rear.

TIMBER CUTTING AND LOGGING EQUIPMENT

Vehicles used to transport timber cutting or logging equipment from one job site to another and the equipment being transported shall be exempt from legal width, height, and length requirements for trailers and towed vehicles, provided the trailer upon which the equipment is towed and the equipment are owned or leased by the same person. Such vehicles may travel during daylight hours on any public highways, except those designated as part of the National System of Interstate and Defense Highways without obtaining a special permit from the DOTD Secretary, or from any other Agency or Department of the State or political subdivisions. They must be equipped with front and rear reflector lights, and with a blinking hazard light that is clearly visible from the front and rear.

CARE OF LOADS

Vehicle loads cannot drop, leak or otherwise escape from the vehicle. They must be securely fastened in such a way that the load and/or any covering are prevented from becoming loose, detached, or in any manner a hazard to other users of the highway.

“Loose material” means dirt, sand, gravel or other materials that are capable of blowing or spilling from a vehicle as a result of movement or exposure to air, wind currents or weather. Any such load being transported by a commercial hauler must be covered in such a manner as to prevent it from blowing, spilling or dropping from the vehicle.

Exception: Agricultural products in their natural state and wood chips

DOTD REGULATIONS

POSTED BRIDGES

Advisory Weight Postings: Bridges posted with advisory weight signs (black lettering on a yellow background) require drivers to use their own discretion with regard to crossing them with heavy loads.

Regulatory Weight Postings: Bridges posted with regulatory weight limit signs (black lettering on a white background) shall not be crossed by vehicles and loads exceeding the posted limits. Violation tickets will be issued for vehicles crossing these bridges in excess of the posted limits, with a minimum fine of \$100. The fine amount will be based upon the difference between the actual gross weight of the vehicle and load when stopped and the posted regulatory weight limit for the specific bridge crossed. Fine information can be obtained by contacting the Louisiana State Police Weight Enforcement Unit at 225 377-7100.

Note: Neither the State of Louisiana nor DOTD shall incur any liability from any injury or property damage caused by the crossing of a posted bridge with a load in excess of posted advisory or regulatory weight limits.

AXLE WEIGHT DISTRIBUTION

The law requires reasonable weight distribution on tandem, tridum, and quadrum axle groups. Vehicles and loads with permits that exceed legal axle weights must comply with the axle weight distributions stipulated in this publication. All other vehicles and loads must comply with the following weight group distributions:

Tandem Axles:

- Interstate highways - Neither individual axle carries more than 20,000 pounds.
- Non-Interstate highways - Neither individual axle carries more than 21,500 pounds.

Tridum Axles:

- Interstate highways - No individual axle carries more than 16,000 pounds.
- Non-Interstate highways - No individual axle carries more than 17,000 pounds.

Quadrum Axles:

- Interstate highways - No individual axle carries more than 14,500 pounds.
- Non-Interstate highways - No individual axle carries more than 15,500 pounds.

VARIABLE LOAD SUSPENSION AXLES

Reasonable axle weight distribution (see previous section) must be maintained for vehicles equipped with operational "Variable Load Suspension" axles. In addition, the regulator that controls the pressure for these axles must be outside the cab. Only the control that is necessary to activate the mechanism may be in the cab. The suspension used by these axles may be either hydraulic, air, or a combination thereof.

TREATED UTILITY POLES

Treated utility poles being transported by a utility company, its representative, or its contractor, do not require a special permit provided:

- They use vehicles or combinations of vehicles utilizing a balance type utility trailer or a fifth-wheel type utility trailer
- They are being transported within the context of the normal operation of the utility's facilities to provide service to the area it serves.

Loads consisting of such poles shall not extend more than 35' past the rear of the vehicle, maintaining a minimum ground clearance of one and one-half feet. All standard escort requirements will apply for vehicle/load combinations exceeding 90' overall length.

TUNNELS

Hazardous, flammable, and combustible materials, and oversize and/or overweight permit loads, are prohibited from using any of Louisiana's two tunnels. Their locations are:

- Harvey (US 90 Business)
- Houma (LA 3040)

OVERSIZE AND OVERWEIGHT PERMIT LAWS AND REGULATIONS

GENERAL REGULATIONS AND INFORMATION

Some rules, regulations, policies, and procedures may not be included in this document. Contact the DOTD Truck Permit Office at 800-654-1433 or 225-343-2345 with any specific questions or concerns.

Permits must be obtained from the DOTD Truck Permit Office prior to operating/moving vehicles and loads exceeding Louisiana highway legal size and/or weight limitations, or before entering the state. DOTD Weigh Station personnel do not issue these permits. The vehicle's driver or escort vehicle driver (if applicable) shall have the permit in their possession in written or electronic form during the movement. They shall present the permit, on demand, to any police officer or authorized employee of DOTD. The police officer or DOTD employee will not be liable for any damage to any personal or company electronic device used to electronically present an Oversize/Overweight permit. The permit is valid only for the person or firm designated as the permittee and is not transferable. Permit cancellations and revisions are granted solely at the discretion of the Truck Permit Office.

DOTD reserves the right to impose conditions, requirements, and restrictions when issuing special permits. These include, but are not limited to: additional axles, routing, date, time of day, speed limit, escort(s), bucket trucks, etc. All costs associated with permits, including those related to DOTD imposed conditions, requirements and restrictions, are the responsibility of the applicant. Permittees must obey all other applicable traffic and safety laws and regulations. **Vehicles must be licensed for their maximum allowable license weight to obtain an overweight permit.**

Make, model and serial numbers must be provided for construction equipment, such as draglines, cranes, dozers, backhoes, and tractors requiring oversize/overweight permits to be transported.

REASONABLE ACCESS

Vehicles possessing permits that include an assigned route are allowed reasonable access off of the permitted route for the purpose of securing fuel or repairs, or for food or rest for the driver. However, overpasses shall not be traveled under, posted bridge weight limits shall not be exceeded, construction zones must be avoided, and all other provisions of the permit shall be followed.

In general, oversize and overweight permits are issued only for indivisible vehicles and loads. Indivisible vehicles or loads are those which cannot be easily divided, broken down or dismantled to conform to the legal limitations.

Exceptions:

- Parts that have been or can be readily divided or dismantled from a shipment weighing 500 pounds or less may be transported with the load.
- A blade or sideboom may be removed from oversize/overweight dozer and transported on the same vehicle.
- Vehicles transporting pipe loaded across it, rather than lengthwise, will be eligible for overwidth permits, as long as the width of the vehicle and load does not exceed 8' 8".
- Vehicles transporting up to three bundles of prepackaged oilfield pipe shall not exceed 10' wide.
- Vehicles transporting farm or forest products in their natural state will be eligible for Harvest Season or Natural Forest Product Permits.
- Vehicles transporting Agronomic or Horticultural products in their natural state will be eligible for Agronomic/Horticultural Permits.
- Vehicles transporting pulpwood or plywood bolts loaded across the vehicle, rather than lengthwise, will be eligible for Forest Product Permits as long as the width does not exceed 9'.
- Waste disposal trucks transporting certain types of divisible loads will be eligible for Overweight Permits.
- Vehicles transporting oversize loads will be allowed to create an overheight dimension as long as there is at least one permitted non-divisible dimension, and all over legal dimensions for the load are shown on the permit. Overweight, as well as overwidth and overlength dimensions, shall never be created on a single trip permit.
- Specialized trailer combinations used to transport specialized overweight loads are allowed to obtain overweight permits to carry no more than two items of that combination used in the transportation of the exceptional load (i.e., one jeep and one dolly or one jeep and one deck insert). These permits may be obtained for either a trip to pick up the load, or a return trip after making a delivery.
- Trucks hauling imported/exported commodities from a port located on the Mississippi River via a bridge over the Mississippi River to a facility located in the same parish as the bridge, provided the bridge is not part of the Interstate highway system.
- Mobile home eaves may be a maximum of six inches on each side of the mobile home without being considered part of the overall width.
- Vehicles transporting not more than two pieces of timber cutting or logging equipment between job sites will be eligible for Timber Cutting/Logging Equipment Permits, when the trailer upon which the equipment is towed and the equipment are owned or leased by the same person.

- Approved safety devices such as mirrors and tarp devices are not to be considered part of the overall width of a vehicle.
- Aerodynamic devices are not to be considered part of the length of a vehicle.

LIABILITY FOR DAMAGES

Every special permit is issued on the condition that the permittee accepts and uses it completely at their own risk. Neither the State of Louisiana, nor DOTD or its employees, shall incur any liability of any nature from the use of a permit.

CERTIFICATES OF INSURANCE

Customers are required to provide the Truck Permit Office with a certificate of insurance covering any damages that might be caused to state property. An automobile liability certificate in the amount of \$100,000 or greater for trucks and trailers must be submitted before any permits will be issued. Off-road units require general liability coverage only.

The Truck Permit Office no longer needs to be certificate holder with a customer's insurance company. Existing customers or their permit services should now upload PDF copies of certificates to their accounts in LaGeaux under the "Management" tab. New customers must first create an account and then may follow the same process for submitting their certificates. Note: The Truck Permit Office will not accept certificates of insurance by mail, fax or email. All customers are responsible to have the required insurance on file and be in compliance with all applicable Louisiana revised statutes and regulations for oversize/overweight loads.

Escort vehicles must have general liability and motor vehicle insurance, as well as workers' compensation. Each must provide for a minimum of \$500,000 in coverage (Revised Statue 387.1 [b]).

The Acord certificate must be attached in PDF and should show the effective date, expiration date, property damage coverage and the insurance contact (name and phone number). This must be entered by customers in the management tab under insurance.

FEDERAL, STATE, AND LOCAL GOVERNMENT AGENCIES

Federal, state and local government agencies are required to have permits for oversize and overweight vehicles and loads. These permits are issued free of charge to such entities, except government owned utility companies.

MAXIMUM PERMIT WEIGHTS

OFF-ROAD EQUIPMENT

- Each Single Axle - 30,000 pounds
- Each Tandem Axle - 60,000 pounds*
- Each Tridum Axle - 66,000 pounds*
- Maximum Vehicle Weight - 212,000*

***Note:** Any vehicle with a tandem axle exceeding 48,000 pounds and/or a tridum axle exceeding 60,000 pounds must have all counterweights and easily detached components removed. Vehicle weighing more than 212,000 pounds may be allowed to move along a pre-approved route. In these instances, an analysis fee will be assessed and added to the cost of the overweight permit.

ALL OTHER VEHICLES

- Each Single Axle
 - 24,000 pounds, if GVW is 120,000 pounds or less
 - 20,000 pounds, if GVW is more than 120,000 pounds
- Each Tandem Axle Group
 - 48,000 pounds, if the GVW is 120,000 pounds or less
 - 45,000 pounds, if the GVW exceeds 120,000 pounds, the axle group spreads are at least 12' and the spread between tires in a group is at least four feet.
 - 40,000 pounds, if the GVW exceeds 120,000 pounds and the axle group and tire spreads are less than those specified above.
- Each Tridum Axle Group
 - 60,000 pounds

- Each Tandem Trunion Axle Group (16 tires)
 - 54,000 pounds

MAXIMUM PERMITABLE WEIGHTS-DESIGNATED AND NON-DESIGNATED HIGHWAYS

Since railroads and navigable waterways are adequate for the movement of vehicle/load combinations in excess of 232,000 pounds on non-designated highways or 254,000 pounds on all highways, these facilities must be used instead of highways, except for the hauling required to move a load from its origin to the nearest railway or waterway and/or to move a load from the railway or waterway to its destination. Permit requests for gross vehicle combination weights over 232,000 pounds on non-designated highways or over 254,000 pounds on all highways require detailed information and should be submitted to the Truck Permit Office four to six weeks in advance of the anticipated movement date. Additional time should be allowed for loads exceeding 900,000 pounds, as they may require an analysis from an independent engineering firm.

PERMIT AXLE WEIGHT DISTRIBUTION

The law requires reasonable weight distribution within tandem, tridum and quadrum axle groups. If the permitted weight for an axle group is less than or equal to its legal axle weight, it must comply with the legal axle weight distribution. If the axle group is permitted for a weight that exceeds its legal weight, it must comply with the following:

- Tandem Axle Group - No individual axle carries more than 60% or less than 40% of the total permitted weight for the group.
- Tridum Axle Group - No individual axle carries more than 40% or less than 25% of the total permitted weight for the group.
- Quadrum Axle Group - No individual axle carries more than 30% or less than 20% of the total permitted weight for the group.

SPECIAL REQUIREMENTS - EXTRAORDINARY WIDTH/HEIGHT

LOADS OVER 18' WIDE

- Any and all authorizations required by parish and municipal authorities, utility companies, and private property owners should be secured before requesting a permit from the state.
- Proper protection at railroad crossings must be secured by giving advance notice to the nearest railroad station agent, allowing reasonable time for preparations prior to the planned movement date.
- A DOTD district representative may be required to approve and/or accompany the load when it exceeds 18' wide. See below for district office locations and contact information:

NEW ORLEANS AREA (DISTRICT 02)

P.O. Box 9180
Bridge City, LA 70094
(504) 437-3100

ALEXANDRIA AREA (DISTRICT 08)

P.O. Box 872
Alexandria, LA 71301-0872
(318) 561-5101

LAFAYETTE AREA (DISTRICT 03)

P.O. Box 3648
Lafayette, LA 70502-3648
(337) 262-6100

CHASE AREA (DISTRICT 58)

P.O. Box 110
Chase, LA 71324
(318) 412-3100

SHREVEPORT AREA (DISTRICT 04)

P.O. Box 38
Shreveport, LA 71161-0038
(318) 549-8300 Ext. 121

BATON ROUGE AREA (DISTRICT 61)

P.O. Box 831
Baton Rouge, LA 70821-0831
(225) 231-4100

MONROE AREA (DISTRICT 05)

P.O. Box 4068
Monroe, LA 71203-4938
(318) 342-0100 Ext. 132

HAMMOND AREA (DISTRICT 62)

P.O. Box 1709
Hammond, LA 70401
(985) 375-0100

LAKE CHARLES AREA (DISTRICT 07)

P.O. Box 1399
Lake Charles, LA 70602
(337) 437-9100 Switchboard
(337) 437-9191

LOADS OVER 16'5" HIGH

Permit applicants intending to transport a load over 16'5" high should obtain a pre-approved route from the Truck Permit Office at least 48 hours in advance of the scheduled move date. Failure to do so could delay the permit issuance.

LOADS OVER 18' HIGH

Before the Truck Permit Office will issue a permit for a load over 18' high, the applicant must contact each of the DOTD District Offices having jurisdiction over the state highways included in the travel route to obtain their specific procedural requirements.

The following procedures apply for all loads over 18' high:

- DOTD and the utility companies will not charge the carrier for any adjustments required to move lines that are below the height approved by DOTD at the time of their installation. Older utility lines may be lower than currently required and in these cases, the requirement at the time the line was installed will govern. In instances where the load being moved exceeds the required vertical clearance, the trucker will be required to pay in advance for any required adjustments or removals
- Should the applicant desire a cost estimate prior to the move, the affected DOTD District Offices and utility companies must be notified four working days in advance to ensure sufficient time for route surveys and estimate preparations. When proper notice is given, DOTD and the utility companies will not charge the carrier for route surveys and cost estimates. Only one free estimate will be given for each route approval requested. Each cost estimate and final billing will be itemized. Escort fees will be shown as a separate charge on the itemized bill.
- The ADAs of Operations will be the District Office points of contact for permit applicants and if the proposed route is deemed acceptable, will assign a District Authorization Number. The ADA of Operations or their designee will provide the applicant with a list of contacts for each utility company having lines crossing the proposed route. The applicant must contact each utility company, give them their assigned District Authorization Number, and request clearance to move. When the utility company has completed its investigation of the proposed route, they will contact both the applicant requesting the clearance and the ADA of Operations/designee, and give their approval. When all utilities involved have given their approval, a District Office representative will provide the Truck Permit Office with the company name and District Authorization Number, signifying that all required approvals have been received. The Truck Permit Office will then approve the issuance of the permit.
- Unless there are extenuating circumstances, such as the required physical relocation of utility lines or emergencies, load movements should not be delayed more than seven days from the initial contact by the applicant.
- Utility companies will provide the ADAs of Operations with the names of one authorized representative and one alternate who can approve routes for their companies.

- Lack of cooperation by any utility company will result in DOTD re-evaluating its position on that company's applications for right-of-way permits, and could ultimately result in their permits being denied.
- Any applicant caught failing to follow the adopted procedures by falsifying dimensions will be fined. Continual disregard of the policies will result in their being denied permits to move.

HOW TO OBTAIN PERMITS

Important: Accepted payment methods for permits are: company or personal check, money order, or credit card only - no cash. Once issued, all permits (paper copy or electronic version) must be carried in the vehicle specified for the move, or when applicable, its escort vehicle.

WALK-IN

Permits may be purchased at the Truck Permit Office. All information required on a permit form must be furnished at this time.

MAIL

Mailed applications for permits should be sent to the Truck Permit Office's mailing address and must include all the information required on a permit form. The application must be accompanied by payment for the exact amount required for the permit.

WIRE/PERMIT SERVICE

Upon issuance, permits may be received at local offices of wire or permit services. These companies charge permittees the Louisiana permit fee, plus a service fee.

INTERNET

You must have the following to apply for permits via the Internet:

- Google Chrome or Microsoft Edge web browser
- Charge account, Prepaid Oversize Permit form or credit card
- Web account, internet ID and password

CONTROL NUMBER ("C") FORMS

Customers with charge accounts may utilize control number forms ("C-forms") to obtain permits. They should be filled out in advance of applying for a permit by telephone or online. Once the permit is approved, the permit specific number provided by the permit agent or online system must then be entered onto the form to complete the validation process. C-forms may be purchased for \$5 per 50.

Note: Validated permit forms must be kept in the permitted vehicles during moves.

PREPAID OVERSIZE PERMITS ("A-FORMS")

Prepaid oversize permit forms ("A-Forms") are valid only for oversize permits, for a single trip, and one day only. They are for customers without charge accounts who wish to purchase permit forms in advance. They are \$10 each and may be purchased at the Truck Permit Office or online.

Note: If more than one day is required to complete a move, additional A-forms will need to be activated for each extra day.

Exception: Permits for moving mobile homes shall be issued for a period of three days. If movement of the mobile home is restricted due to holidays occurring within the three day period, additional days will be added to the permit to reflect the days movement was restricted.

A-forms should be filled out in advance of applying for a permit by telephone or online. Once the permit is approved, the permit specific number provided by the permit agent or online system must then be entered onto the form to complete the validation process.

Note: Validated permit forms must be kept in the permitted vehicles during moves.

Important: Blank Prepaid Oversize Permit forms must be activated within 12 months of their date of purchase, as stipulated on each form.

Note: Additional information related to internet permit application requirements and processes may be obtained by email at dotdlageauxpermits@la.gov or calling the Truck Permit Business Office (800-654-1433, Option 3).

PERMIT PAYMENT OPTIONS

Charge Account:

Surety bonds must be submitted to the Truck Permit Office to establish charge accounts. Bonds must be executed for no less than \$1,000 or in increments of \$1,000 equal to or exceeding the customer's monthly billing. Additional information related to internet permit application requirements and processes may be accessed via the DOTD website or by contacting the Truck Permit Business Office.

Cash Bond:

Cash bonds may be established by submitting a cashier's check or certified check to the Truck Permit Office. The check amount must be no less \$1,000 or in increments of \$1,000 equal to or greater than the customer's monthly billing. The customer's federal identification number must be furnished when opening the account.

Credit Card:

Credit cards may be used to purchase permits or pay on accounts.

PERMIT TYPES

Agronomic/Horticultural Permit: (\$100 per year)

This permit is valid for legal size truck combinations having a minimum of 18 tires, hauling agronomic or horticultural crops in their natural state, and traveling only on state-maintained non-Interstate highways. It can be issued to the pulling unit or trailer. Maximum allowable weights are:

- Gross Vehicle Weight - 100,000 pounds
 - Steering Axle - 12,000 pounds
 - Tandem Axles - 48,000 pounds
 - Tridum Axles - 60,000 pounds

Note: This permit does not supersede any lesser posted weight limits on bridges or highways.

Vehicles with valid Agronomic/Horticultural Permits are not prohibited from traveling at night, during moderate rain or on holidays. These permits expire each year on December 31st. If ordered for a start date of October 1st or later, they expire on December 31st of the following year.

Exception: Sugar cane may be transported on the Interstate with this permit. Sugar cane haulers will be granted a grace period extending the expiration date from December 31st through January 31st when the cane season extends into January. A new permit must be purchased if the cane season lasts past January 31st.

Annual Overweight Permit: (\$2,500 per year)

This permit is valid for vehicles transporting individual, non-divisible, heavy duty equipment. It allows for a maximum gross vehicle weight of 120,000 pounds and oversize dimensions of 14'4" high, 12'0" wide, 90'0" long, and 25'0" rear overhang. General examples of covered equipment are: construction and logging equipment and attachments, oilfield equipment and rig parts, etc. Typical commodities not covered include: off-road equipment, portable buildings (including tool sheds, crew houses, living quarters, etc.), tanks, mobile homes, steel plates, steel beams, etc. Questions regarding specific covered items should be directed to the Truck Permit Office in advance of transport.

Vehicles using this permit are prohibited from crossing bridges with a posted weight limit and from travel in restricted construction zones. The permittee is responsible for verifying travel route vertical clearances. These permits are issued for the pulling unit, expire one year from the beginning movement date, and are non-refundable. Loads with a gross vehicle weight exceeding 108,000 pounds are required to have a truck/trailer combination of at least six axles.

If the loaded width and length are legal, travel is not prohibited at night, during moderate rain or on holidays.

Bagged Rice: (\$500 per calendar year)

This permit is valid for vehicles or combinations of vehicles hauling bagged rice for export only, and conducting one-way hauls within a 60 mile radius of the Port of Lake Charles. Maximum allowable weights are:

- Gross Vehicle Weight - 95,000 pounds
 - Tandem Axles - 37,000 pounds
 - Tridum Axles - 45,000 pounds

Note: This permit does not supersede any lesser posted weight limits on bridges or highways.

Bagged Rice Permits allow for movement on non-interstate highways only, are valid for one year, expire each year on December 31st, and are assigned to the pulling unit. Travel is not prohibited at night, during moderate rain or on holidays.

Containerized Cargo Class I: (\$50 per year)

This permit authorizes the overweight transport of sealed Ocean Containers used to haul prepackaged products for international trade, originating from or destined to an intermodal facility. Maximum allowable weights are:

- Gross Vehicle Weight - 80,000 pounds
 - Tandem Axles - 40,000 pounds

Note: This permit does not supersede any lesser posted weight limits on bridges or highways.

Containerized Cargo Class I Permits allow for movement on Interstate and non- Interstate highways and are valid for one year, expiring each year on December 31. Travel is not prohibited at night, during moderate rain or on holidays.

Containerized Cargo Class II: (\$375 Bi-Annually)

This permit authorizes the overweight transport of sealed Ocean Containers used in hauling prepackaged products for international trade. Container axle groups may be either tandems or tridums. Maximum allowable weights are:

- Gross Vehicle Weight - 95,000 pounds
 - Tandem Axles - 44,000 pounds
 - Tridum Axles - 60,000 pounds

Note: This permit does not supersede any lesser posted weight limits on bridges or highways.

Containerized Cargo Class II Permits allow for movement on Interstate and non-Interstate highways. Travel is not prohibited at night, during moderate rain or on holidays.

Containerized Special Cargo Permit: (\$750 per year)

This special annual permit authorizes the overweight transport of sealed containerized cargo for export only and only for one-way hauls from Pineville, Louisiana and New Orleans, Louisiana. Only sealed containerized cargo consisting of containerboard, kraft liner, or roll pulp qualify. Maximum allowable weights are:

- Gross Vehicle Weight - 90,000 pounds
 - Tandem Axles - 40,000 pounds

Note: This permit does not supersede any lesser posted weight limits on bridges or highways.

Containerized Special Cargo Permits allow for movement on Interstate and non-Interstate highways and are valid for one year from the issue date. Travel is not prohibited at night, during moderate rain or on holidays.

Containerized Cargo Tandem Combination Permit: (\$3,000 biannually)

This permit authorizes the overweight transport of sealed Ocean Containers used to haul prepackaged products for international trade originating or terminating at a port facility recognized by the Ports Association of Louisiana. The maximum allowable vehicle combination length is 83'. Either the truck-tractor or one of the trailers shall contain a tridum axle. Maximum allowable weights are:

- Gross Vehicle Weight - 140,000 pounds
 - Tandem Axles - 40,000 pounds
 - Tridem Axles - 60,000 pounds

Note: This permit does not supersede any lesser posted weight limits on bridges or highways. This permit allows movement on state maintained roads only, excluding the Interstate, and is route specific.

Cotton Module Permit: (\$50 per year)

This permit authorizes the movement of three axle vehicles that haul cotton modules and exceed the legal limitations on axle, axle group, or gross vehicle weights. They are valid for one year and may travel on any state maintained highway, except the Interstate system. Travel is not prohibited at night, during moderate rain or on holidays. Maximum allowable weights are:

- Gross Vehicle Weight - 68,000 pounds
 - Single Axle - 20,000 pounds
 - Tandem Axles - 48,000 pounds

Note: This permit does not supersede any lesser posted weight limits on bridges or highways.

Escort Vehicle Permit: (\$10 per calendar year)

This permit authorizes vehicles to operate as escorts. Each company operating as an escort service in this state, including those domiciled in another state, shall register annually with the Secretary in accordance with the rules and regulations adopted by the Secretary. These permits are valid for one year, expiring each year on December 31st. Closed vans, buses, campers, motor homes and motor driven cycles are not eligible.

Forest Management Equipment Permit: (\$10 per year)

This permit authorizes the transport of forest management equipment in excess of the legal width. The maximum allowable permitted width is 10'. General construction equipment (bulldozers, draglines, graders, etc.) is excluded from this permit. Some examples of included equipment are: rubber-tired and track-type skidders, tree shears, feller bunchers, tree planting equipment, log loaders, shredders, yarders, tractors, chippers, portable chippers, drum choppers, prehaulers and fire plows. The permits are valid for one year and only non-Interstate highway movement is allowed. Oversize Permits must be obtained for travel on Interstate highways. Travel is not prohibited during moderate rain or on holidays; however, it is prohibited at night.

Forest Product Permit: (\$10 per year)

This permit authorizes the transport of plywood bolts or pulpwood exceeding the legal width limitations when transported across the vehicle, rather than lengthwise. The maximum allowable width is nine feet. It is valid for one year and only for travel on non-Interstate highways. Daily, monthly or yearly Oversize Permits must be obtained for travel on Interstate highways. Travel is not prohibited during moderate rain or on holidays; however, it is prohibited at night.

Harvest Season or Natural Forest Products Permit: (\$10 per year)

This permit authorizes the overweight transport of farm or forest products in their natural state, grass sod, seed cotton modules or cotton from the field to the gin or from the gin to the mill. Limitations on size shall not apply to trucks that possess this permit and transport cotton modules or cotton from the field to the gin, or cotton seed from the gin to the mill. Maximum allowable weights are:

Non-Interstate Highways:

- Gross Vehicle Weight - 86,600 pounds
 - Single Axle - 22,000 pounds
 - Tandem Axles - 37,000 pounds

Exception: The tandem axle weight limit for vehicles transporting forest products in their natural state is 40,000 pounds.

Interstate Highways:

- Gross Vehicle Weight - 83,400 pounds
 - Single Axle - 20,000 pounds
 - Tandem Axles - 35,200 pounds

Note: This permit does not supersede any lesser posted weight limits on bridges or highways.

These permits expire each year on December 31st. Permits ordered for a start date of October 1st or later will expire on December 31st the following year. Travel is not prohibited at night, during moderate rain or on holidays.

House Movers Equipment Permit: (\$15 monthly per company)

This permit authorizes companies engaged in the business of moving buildings to transport overdimensional equipment not carrying a load. It allows empty tractor/trailer combinations to travel on all state maintained highways; however, equipment exceeding 8' 6" wide may not move on Interstate highways without a separate oversize permit. Equipment exceeding 10' wide is restricted to movement during daylight hours only. A certified escort is required for each move for loads that exceed 12' wide and/or 90' long. Travel is not prohibited at night, provided the vehicle does not exceed 10' wide. Travel is also not prohibited during moderate rain; however, it is prohibited on certain holidays.

Monthly Oversize Permit: (\$10 for each day the permit is valid)

This permit authorizes the movement of vehicles and loads exceeding legal limitations for length, width, height, and/or projecting loads, but not legal weight limitations. Vehicles and loads may be a maximum of 90' long, 12' wide, 30' front or rear overhang, and/or 14' 4" high. It is valid for pre-selected days: Monday-Friday, Monday-Saturday, or Monday-Sunday. Holidays and certain other days may be excluded.

Off-Road Equipment Permit / Annual Non-Critical Permit: (\$1000 per year)

This permit applies to vehicles classified as Non-Critical Off-Road Equipment, which generally includes vehicles having single-single, single-tandem, tandem-single, tandem-tandem, single-tridum or tridum-single axle configurations not exceeding 30,000 pounds on a single axle, 54,000 pounds on a tandem axle, or 54,000 pounds on a tridum axle. Reasonable oversize dimensions will be covered as well; however, all appropriate escort regulations apply. Counterweights may be carried only if they are in a functional position. These vehicles may tow a two-axle motor vehicle, provided it does not exceed 10,000 pounds, and the resulting overall vehicle combination length is not over 65'. Travel is allowed only on highways designated on the "Off-Road Annual Non-Critical and Critical Bi-Annual" printable map, which is available on the Truck Permit Office website.

Off-Road Equipment Permit / Semi-Annual Critical Permit: (Cost varies)

This permits applies to vehicles classified as Critical Off-Road Equipment, which generally includes vehicles having quadrum axles, single axles over 30,000 pounds, tandem axles over 54,000 pounds, or tridum axles over 54,000 pounds and/or a booster axle. Reasonable oversize dimensions will be covered as well; however, all appropriate escort regulations apply. Travel is allowed only on highways designated on the "Off-Road Annual Non-Critical and Critical Bi-Annual" printable map, accessible on the Truck Permit Office website. Permittees must have a charge account and approval letter for the vehicle to obtain this permit. The permit is valid

for six calendar months and the cost is \$0.07 per ton-mile, based on the amount the vehicle is overweight and the total miles traveled during the life of the permit, plus a \$25 administrative fee.

Oilfield Equipment Permit: (\$15 per month)

This permit authorizes the transport of empty lowboy trailers designed to transport oilfield equipment and exceeding legal length and width limitations. Maximum allowable dimensions on non-Interstate highways are 70' long and 10' wide. Maximum allowable dimensions on Interstate highways are 70' long and 8'6" wide. Lowboy combinations with dimensions exceeding those referenced in this section must obtain a regular oversize permit. The permit does not apply to overheight or overweight vehicles and loads. Travel is not prohibited at night, during moderate rain or on holidays.

Oversize Permit: (\$10 day/trip)

This permit authorizes the movement of vehicles and loads exceeding legal limitations on length, width, height, and/or projecting loads.

Exceptions:

- Vehicle combinations, excluding mobile homes, that are only overlength and haul loads of the same product all day may make more than one trip per day. However, any changes to the destination or origin of the vehicle or load require the acquisition of an additional \$10 permit. If the vehicle or load is also overwidth or overheight, only one trip per day can be made per permit.
- Individual mobile homes that are oversize, but not overweight, will be issued an Oversize Permit for a single trip lasting up to 72 consecutive hours. No extensions will be granted.
- Oversize equipment being used to transport an oversize load may utilize a single Oversize Permit to travel to the point where the load is picked up, travel to its destination, and return empty to the point of origin, provided the entire trip is completed on the same day and all highways being used are shown on the permit.

Overweight Permit:

This permit is valid for a single trip and authorizes the movement of indivisible vehicles and loads exceeding legal axle and/or gross vehicle weight limitations. Oversize dimensions are also covered at no additional charge, provided they are specified on the permit. Note: Movement of oversize hauling trailers to the loading site and/or from the destination will be allowed on the same overweight permit, provided that all moves are completed in one day.

Note: Containerized cargo used for international trade is eligible for Overweight Permits, provided the maximum gross weight does not exceed 100,000 pounds. Permits may be issued to a specific container number or vehicle.

Pleasure Craft Permit: (\$10 fee for 30 days)

This permit authorizes the movement of privately owned pleasure crafts, together with their accompanying trailers, when the overall width does not exceed 10'. It is valid for 30 days from the issue date and allows travel on all state highways, except the Interstate system. Travel is not prohibited at night, during moderate rain or on holidays. These permits are electronically generated documents obtained from the Truck Permit Office.

Ready-Mix Concrete Truck (Rear Tandem) Permit: (\$800 annually)

This permit authorizes the operation of rear tandem-axle mixer trucks with gross vehicle weights not exceeding 69,000 pounds. It is valid for one year, expiring each year on June 30th. Travel is allowed on any state maintained highway, excluding the Interstate system. Stickers are issued for each permit and they must be applied to the front windshield of the vehicle above the inspection sticker. This permit requires that all axles be maintained in working order.

Ready-Mix Concrete Truck (Rear Tridum/Quadrum) Permit: (\$400 annually)

This permit authorizes the operation of rear tridum-axle mixer trucks with gross vehicle weights not exceeding 83,000 pounds and rear quadrum-axle mixer trucks not exceeding 84,000 pounds. It is valid for one year, expiring each year on June 30th. Travel is allowed on any state maintained highway, excluding the Interstate system. Stickers are issued for each permit and must be applied to the front windshield of the vehicle above the inspection sticker. This permit requires that all axles be maintained in working order.

Refuse Permit: (\$1,000 per year)

This permit authorizes the overweight movement of legal sized vehicles or combinations of vehicles being used to transfer commercial and household trash, garbage, refuse waste or recyclable waste material loaded exclusively from Louisiana Department of Environmental Quality (DEQ) authorized pickup stations, transfer stations or both. Transport vehicles/vehicle combinations must have a minimum of eighteen wheels. Permits are valid for one year and are good for travel only on non-Interstate highways.

Exception: Vehicles with valid Refuse Permits and transferring bundled or bailed recyclable waste paper products are not required to pick up these commodities at a DEQ site. They can

also be overwidth, but not more than 10' wide. Travel is not prohibited at night, during moderate rain or on holidays. Maximum allowable weights are:

- Gross Vehicle Weight (Five-axle Combinations) - 108,000 pounds
- Gross Vehicle Weight (Six-axle Combinations) - 120,000 pounds
 - Steering Axle - 12,000 pounds
 - Tandem Axles - 48,000 pounds
 - Tridem Axles - 60,000 pounds

Note: This permit does not supersede any lesser posted weight limits on bridges or highways.

Refuse/Waste Permit: (\$10 per year)

This permit authorizes the overweight movement of legal sized vehicles and combinations of vehicles being used to transfer commercial and household trash, garbage, refuse waste or recyclable waste material loaded exclusively from a DEQ authorized pickup station, transfer station or both. Transport vehicles/vehicle combinations must have a minimum of 18 wheels. Permits are valid for one year and good for travel only on non-Interstate highways. Travel is not prohibited at night, during moderate rain or on holidays. Maximum allowable weights are:

- Gross Vehicle Weight - 86,600 pounds
 - Tandem Axles - 37,000 pounds
 - Tridem Axles - 45,000 pounds

Note: This permit does not supersede any lesser posted weight limits on bridges or highways.

Solid Waste Permit: (\$50 per year)

This permit authorizes the overweight movement of trucks fitted with a compactor and being used for collecting and hauling solid waste. Qualifying commodities include: residential waste, agricultural waste, commercial solid waste, construction or demolition debris, garbage, industrial solid waste, trash, white goods, wood waste and yard trash, as defined by DEQ rules and regulations. Permits are valid for one year and are good for travel on any state maintained

highway, except the Interstate system. Travel is not prohibited at night, during moderate rain or on holidays. Maximum allowable weights by axle configurations are:

- Gross Vehicle Weight - 68,000 pounds
 - Steering Axle - 20,000 pounds
 - Tandem Axles - 48,000 pounds
- Gross Vehicle Weight - 80,000 pounds
 - Steering Axle - 20,000 pounds
 - Tridem Axles - 60,000 pounds

Note: This permit does not supersede any lesser posted weight limits on bridges or highways.

Steering Axle Permit: (\$15 per year)

This permit authorizes equipment used primarily for off-road purposes to occasionally use the state maintained highway system with steering axle weights that exceed legal weights due to their design. Rig-up trucks qualify if:

- Single steering axles are not over 24,000 pounds
- Tandem steering axles are not over 34,000 pounds
- Length is not over 45'
- Width is not over 10'
- They are not carrying loads or towing another vehicle

Vehicles must have steering axles equipped with tires at least 10" wide. The permit is valid for one year and is good for travel on all state highways, including the Interstate system. Travel is not prohibited at night, during moderate rain, or on holidays.

Timber Cutting/Logging Equipment Permit: (\$100 per year)

This permit is issued to either a truck or a trailer and authorizes overweight vehicle combinations of at least 18 wheels to transport up to two pieces of timber cutting or logging equipment per trip from one job site to another. The trailer and the equipment being hauled must both be owned and/or leased to the same person or company. These permits are valid for one year and allow

travel on any state maintained highway, except the Interstate System. The maximum allowable width is 14'. Travel is allowed during daylight hours only and not during heavy rain or when visibility is less than 500'. Maximum allowable weights are:

- Gross Vehicle Weight - 105,000 pounds
 - Steering Axle - 12,000 pounds
 - Tandem Axles - 48,000 pounds

Note: This permit does not supersede any lesser posted weight limits on bridges or highways.

Timber Harvest Permit: (\$100 per year)

This permit authorizes vehicles and vehicle combinations to transport pulp wood, wood chips, unrefined timber, and woody biomass products in their natural state. Maximum allowable weights are:

Non-Interstate Highways:

- Gross Vehicle Weight - 92,000 pounds
 - Tandem Axles - 40,000 pounds

Interstate Highways:

- Gross Vehicle Weight - 83,400 pounds
 - Tandem Axles - 35,200 pounds

Travel is not prohibited at night, during inclement weather, or on holidays.

Waste Vehicle Permit: (\$10 per year)

This permit authorizes waste disposal trucks equipped with a single rear axle to operate with a maximum of 23,000 pounds on that axle. The overweight axle must be equipped with dual-mounted tires and each must be at least 10" wide. Trucks must have been in actual use in Louisiana by January 1, 1977 to qualify; otherwise, they are limited to legal weights. This permit is valid for one year and allows for travel on all state maintained highways, except the Interstate. Travel is not prohibited at night, during moderate rain, or on holidays.

Yearly Oversize Permit: (\$500 per year)

This permit authorizes the movement of vehicles and loads that exceed legal limitations on length, width, height and/or projecting loads, but do not exceed legal weight limitations. These vehicles and loads may not exceed 90' long, 12' wide, 25' front and/or rear overhang, and/or 14' 4" high. Permits may exclude holidays and certain other days. If the load being transported does not project beyond the boundaries of the vehicle, and the width and length of the vehicle and load do not exceed legal limitations, travel will be allowed during moderate rain, at night and on holidays.

Note: Specialized hauling equipment (i.e. boat hauler and dromedary unit) does not qualify for this permit. The maximum legal length for such equipment is 75', exclusive of maximum overhangs of three feet in the front and four feet in the rear.

CANCELING AND REVISING PERMITS

Any and all permit cancellations and revisions are granted at the discretion of the Truck Permit Office.

ESCORT REQUIREMENTS AND RELATED

STATE POLICE ESCORTS

- State Police escorts are required for all vehicles and loads:
 - Over 16' wide
 - Over 125' in length. Note that hauling trailers for these loads must be equipped with steerable/trackable dollies.
- Escorts should be arranged via the Troop nearest the movement.
- State Police escorts must be used for escorted loads that exceed the above dimensions on all state highways.
- Loads over 18' in height may require front and rear state police escorts. Loads over 18' wide shall require front and rear state police escorts.

CITY POLICE ESCORTS

Travel through metropolitan areas may require city or parish escorts and/or local permits. The hauler is responsible for contacting city and parish authorities to inquire regarding any special requirements and/or restrictions.

PRIVATE ESCORTS

- Private escorts are required for all vehicles and loads:
 - Over 12' wide and up to 16' wide
 - Over 90' long and up to 125' long
- Escort vehicles may escort two overlength vehicles or loads, but only one overwidth vehicle or load.
- All private escort vehicles are required to have a Louisiana "ESCORT VEHICLE PERMIT." This permit costs \$10 annually and may be obtained from the Truck Permit Office.

POLE TRUCKS

- **Pole trucks**, when defined as vehicles equipped with height indicators:
 - Are required for loads over 15' 10" high and must travel in front of loads on the state-maintained highway system so they can detect low vertical clearances. This requirement

does not preclude an additional stipulation for bucket trucks at greater heights or when deemed necessary by the Truck Permit Office.

- Loads traveling only on Interstate highways are exempt from this requirement, as are those traveling off of the state maintained highway system.
- Loads requiring an escort vehicle and traveling on multi-lane highways require both an escort and a pole truck (or car), since the escort vehicle is required to travel behind the loads on these highways.
- **Pole trucks**, when defined as vehicles legally equipped with instruments approved to safely lift utility lines:
 - Are required for loads over 16' 8" high and must travel in front of loads on the state maintained highway system to safely lift utility lines. It is possible this requirement may be waived if the load has been stripped with PVC pipe or boards designed to safely facilitate moving loads under utility lines. However, prior approval must be obtained from the Truck Permit Office. Also, the pole truck requirement does not preclude the additional or substitutional requirement for bucket trucks at greater heights or when deemed necessary by the Truck Permit Office.
 - Loads requiring an escort and traveling on multi-lane highways require both an escort and a pole truck (or car), since the escort vehicle is required to travel behind the loads on these highways.

BUCKET TRUCKS

Bucket trucks are required for all loads over 18' high. They may be required by the Truck Permit Office at lower heights if the movement of the load involves travel through a metropolitan area, or a rural area where the number of utility lines would hinder the safe movement of the load.

PERMIT LOAD TRAVEL RESTRICTIONS AND RELATED

Loads over 12' wide are prohibited from weekday (Monday-Friday) travel on the Interstate System in certain areas of Shreveport, Monroe, Lake Charles, Baton Rouge and New Orleans between the hours of 7:00 A.M. - 9:00 A.M. and 3:30 P.M. - 5:30 P.M. The restricted areas are:

- 1. Shreveport:** I-20, from its junction with I-220 in east Bossier City to its junction with I-220 in west Shreveport.
- 2. Monroe:** I-20, from Monroe's eastern city limits to West Monroe's western city limits.
- 3. Lake Charles:** All of I-210, plus I-10 from LA 397 on the east to LA-108 in Westlake on the west.
- 4. Baton Rouge:** All of I-110, plus I-10 from Bluebonnet on the east to the Mississippi River on the west. I-12, from O'Neal Lane on the east to its junction with I-10 on the west.
- 5. New Orleans:** All of I-610, plus I-10 from Paris Road on the east to Williams Boulevard on the west. This is not to include US 90 Business from its intersection with I-10 in New Orleans westbound.

As noted previously, some permitted loads are specifically prohibited from travel on Interstate highways.

CURFEWS, NIGHT MOVEMENT, INCLEMENT WEATHER, AND HOLIDAYS

- Due to concerns for the safety of the motoring public, vehicles and loads requiring permits are generally prohibited from traveling at night, in inclement weather and on certain designated holidays. Normal hours of operation are from sunrise to sunset, as determined by the National Weather Service.
- Vehicles requiring permits may not cross or be within two miles of any bridge spanning the Mississippi River in New Orleans during the hours of 6:30 A.M. - 9:00 A.M. and 3:30 P.M. - 6:00 P.M., Monday through Friday.
- Vehicles with loads over 12' wide may not travel in the city of New Orleans during the hours of 7:00 A.M. - 9:00 A.M. and 3:30 P.M. - 6:00 P.M., Monday through Friday. This restriction does not apply to movement on the Interstate System or that section of US 90 Business between the Crescent City Connection Bridge and I-10.
- Vehicles with loads projecting beyond their boundaries, and/or any dimensions over 8'6" wide, 14' 4" high, or 70' long, and/or gross weights over 120,000 pounds, are prohibited from crossing the US-190 Mississippi River Bridge in Baton Rouge between the hours of 6:30AM - 9:00AM and 3:30 PM - 6:00PM, Monday through Friday.

- Vehicles and loads traveling during inclement weather or at night must be equipped with all necessary safety lights.
- Vehicles and loads requiring a permit are prohibited from traveling during physically severe weather, such as: extremely heavy rain, heavy fog, icy road conditions, heavy snow, or any continuous condition which creates low visibility for drivers or hazardous driving conditions. Wet pavement, light drizzle and wind are not considered inclement weather for the purposes of permit movement. Permit movements are not prohibited in these milder weather conditions, unless they would create a traffic hazard. For example, moving a 14' wide load in rainy conditions or mobile homes in wind. If a vehicle prohibited from moving in inclement weather is underway when inclement weather occurs, it must proceed to a safe place off the roadway and park until the weather clears.

Note: Vehicles with valid Oversize/Overweight permits are typically not prohibited from traveling during moderate weather, at night, or on holidays, provided their loads do not project beyond the boundaries of the vehicle, their maximum width and length are legal, their height is 14'4" or less and their gross vehicle weight is not over 120,000 pounds.

WARNING FLAGS

Over Width Loads:

Warning flags are required on vehicles and loads exceeding the legal width. There must be flags at the following points:

- Four flags, two on the front edges and two on the rear edges, at the widest points of the part of the vehicle or load that exceed the legal width.
- If a load projects to only one side of a legal width vehicle, one flag on the rear edge of the load will be sufficient.
- If a projecting load is not more than three feet from front to back, one flag will be sufficient.
- Flags must be attached to any other portion of the vehicle that is wider than the flagged front or rear edges.

Over Length Loads:

Warning flags are required on vehicles and loads exceeding the legal length, or which have a rear end overhang of more than four feet, unless the overhang clears the pavement by six feet or more. There must be flags at the following points:

- If the overlength or projecting portion is two feet wide or less, one flag at the extreme rear end of the load.
- If the overlength or projecting portion is wider than two feet, two flags must be located at the extreme rear of the load to indicate maximum width

All warning flags must be red/fluorescent orange and at least 18" square. Flags must be securely fastened by at least one corner or securely mounted on a staff that keeps them upright.

WARNING SIGNS

Vehicles and loads over 10' wide must display two signs with the wording "OVERSIZE LOAD." The signs must be mounted on the front of the vehicle and the rear of the load. If the rear sign is subsequently not easily readable, it must instead be mounted on the rear of the vehicle.

Vehicles and loads over the legal length or with rear end overhangs over the legal limit must display two signs with the wording "OVERSIZE LOAD." The signs must be mounted on the sides of the overhanging portion of the load or, if this is not possible, the sides of the vehicle. No sign is required on the rear end overhang if it clears the pavement by six feet or more.

Vehicles and loads with front end overhangs over the legal limit must display one sign with the wording "OVERSIZE LOAD." The sign must be displayed on the front of the vehicle. If the overhang clears the pavement by six feet or more, no sign is required.

All warning signs must be at least seven feet long and 18 inches high. The background must be yellow and the lettering black. Letters must be at least 10 inches high, with a 1½ inch brush stroke.

WARNING LIGHTS

Permitted vehicles and loads not prohibited from traveling at night or during inclement weather must be equipped with all statutorily required lights.

In addition, vehicles and loads exceeding the legal width and traveling at night and during inclement weather require lights as designated below:

- Two amber lights attached at the widest points of the front edges of the overwidth part of the vehicle or load. They must be visible from the front and side.

- Two red lights attached at the widest points on the rear edges of the overwidth part of the vehicle or load. They must be visible from the rear and side.
- An amber light must be attached on any part of the vehicle or load that is wider than the front or rear edges. It must be visible from the front, side and rear.
- A single amber light on each side (visible from the front, side and rear) may be used if the overwidth part of a vehicle or load does not exceed three feet from front to back. If the overwidth portion is at or near the rear of the vehicle, the light may be red and must be visible from front, side and rear.

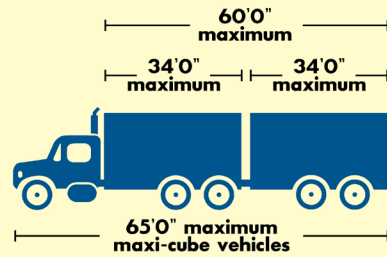
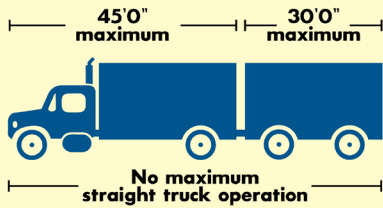
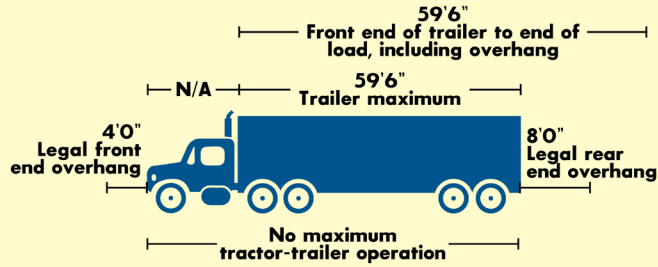
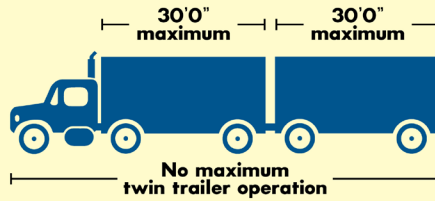
Overlength vehicles and loads and those with rear overhangs over four feet must have special lighting to travel at night and during inclement weather. See below for the specific requirements:

- Two red lights, one on each side. They must be visible from the side and indicate the extreme rear of the vehicle or load.
- Two red lights (one on each side) and two red reflectors (one on each side). They must be visible from the rear, be located on the rear of the vehicle or load, and indicate the maximum width of the overlength or projecting portion. However, if the overlength or projecting portion is two feet wide or less, one red light and one red reflector are sufficient.

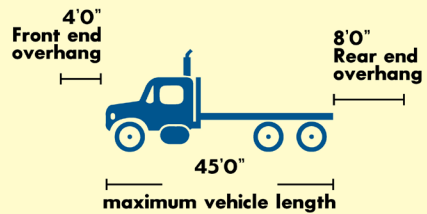
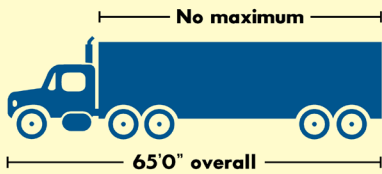
Two or more lights may be combined if the resulting light conforms to requirements and their effectiveness is not hindered by using them in combination. All lights must be visible from a distance of 500' and must be approved for use by the Department of Public Safety (DPS). Approval may be obtained at any State Police troop headquarters.

LEGAL LENGTHS

Legal Lengths on the Designated System



Legal Lengths on All Highways



SPECIALIZED EQUIPMENT (STINGER STEERED)

- **Boat Transporters - Dromedary Units**

- 75' overall, not inclusive of up to 3' front and 4' rear overhangs

- **Auto Transporters**

- 80' overall, not inclusive of up to 4' front and 6' rear overhangs

Note: Combinations exceeding legal lengths must display "Oversize Load" signs.

OVERWEIGHT PERMIT FEES

OVERWEIGHT PERMIT FEE SCHEDULE #1

This schedule is for three types of vehicles:

- Vehicles and vehicle combinations not exceeding their legal gross weight, but over the legal axle weight on one to three axles/axle groups (tandem, tridum, or quadrum), including steering axles
- Vehicles/vehicle combinations having two or three total axles and exceeding both their legal gross and axle weight.
- All two to four axle (each individual axle counted separately) off-road equipment

EXCESS WEIGHT (in pounds)	DISTANCE (in miles)				
	0-50	51-100	101-150	151-200	over 200
0-10,000	\$30.00	\$45.00	\$52.50	\$67.50	\$82.50
10,001-20,000	\$52.50	\$97.50	\$135.00	\$172.50	\$210.00
20,001-30,000	\$82.50	\$150.00	\$210.00	\$277.50	\$345.00
30,001-40,000	\$105.00	\$202.50	\$292.50	\$382.50	\$472.50
40,001-50,000	\$135.00	\$255.00	\$367.50	\$487.50	\$607.50
50,001-60,000	\$157.50	\$307.50	\$450.00	\$592.50	\$735.00
OVER 60,000	\$15.00 permit fee plus \$0.10 per ton-mile will be charged				

OVERWEIGHT PERMIT FEE SCHEDULE #2

This schedule is for combinations of vehicles with four axles, including the steering axle, where each individual axle is counted separately.

GROSS WEIGHT (in pounds)	DISTANCE (in miles)				
	0-50	51-100	101-150	151-200	over 200
66,001-80,000	\$30.00	\$52.50	\$67.50	\$90.00	\$105.00
80,001-90,000	\$67.50	\$112.50	\$165.00	\$217.50	\$262.50

OVERWEIGHT PERMIT FEE SCHEDULE #3

This schedule is for combinations of vehicles with five or more axles, including the steering axle, when the gross weight exceeds 80,000 pounds.

GROSS WEIGHT (in pounds)	DISTANCE (in miles)				
	0-50	51-100	101-150	151-200	over 200
80,001-100,000	\$45.00	\$67.50	\$97.50	\$120.00	\$150.00
100,001-108,000	\$75.00	\$142.50	\$202.50	\$270.00	\$330.00
108,001-120,000	\$105.00	\$195.00	\$285.00	\$375.00	\$465.00
120,001-132,000	\$135.00	\$255.00	\$375.00	\$495.00	\$622.50
132,001-152,000	\$180.00	\$337.50	\$502.50	\$667.50	\$832.50
152,001-172,000	\$232.50	\$442.50	\$660.00	\$877.50	\$1095.00
172,001-192,000	\$285.00	\$547.50	\$817.50	\$1087.50	\$1357.50
192,001-212,000	\$337.50	\$652.50	\$975.00	\$1297.50	\$1620.00
212,001-232,000	\$390.00	\$757.50	\$1132.50	\$1507.50	\$1875.00
232,001-254,000	\$442.50	\$862.50	\$1290.00	\$1717.50	\$2130.00
Over 254,000	<p>\$15 - \$0.75 per ton-mile in excess of 80,000 pounds, plus a fee for structural evaluation based on the following schedule:</p> <ul style="list-style-type: none"> • \$187.50 - for evaluation of treated timber, concrete slab, and precast concrete slab bridges • \$1275.00 - for evaluation of truss, continuous span and movable bridges, and for all Mississippi River structures • \$750.00 - for all other structures 				

Note: Unless there are any other provisions of law to the contrary, vehicle combinations with a gross weight over 120,000 pounds and not more than 254,000 pounds may have tandem axle weights up to 45,000 pounds and a steering axle weight up to 13,000 pounds, provided the axle group spreads are at least 12' and the spreads between tires in a group is at least 4'. Loads over 232,000 and not more than 254,000 pounds may travel statewide via permit on DOTD selected and approved routes, most of which are Interstate. However, any proposed travel off of the National Highway System ("NHS") will be subject to structural evaluation as provided for in this schedule.

GUIDELINES FOR SUBMITTING OVERWEIGHT VEHICLE CONFIGURATIONS (SUPER LOADS)

- Submit a drawing of the assembled vehicle showing:
 - Each axle's centerline location
 - Each axle's wheel spacing/tire size
 - Each axle's tare (unloaded tractor/trailer combination) weight, in pounds
 - The trailer's king pin location
 - Each jeep combination's king pin location
 - The flat bed's width and length (if applicable)
 - The load's location on the hauling combination - including the tractor(s)
 - The load's height on the hauling combination
- Submit a drawing showing:
 - The outside dimensions of the load to be hauled, including side and end elevations, and plan views
 - The load's weight and the total weight of each axle, in pounds
 - The load's center of gravity
- Submit a map showing the proposed route and any alternate proposed routes, in order of preference.
- If there are any alternate parallel modes of transportation (navigable waterway, railway, etc.) that would substantially reduce the distance traveled on state highways, but cannot accommodate the load, written proof of the physical and/or regulatory impediment(s) must be submitted with the permit request. This document shall state the exact nature of the impediment(s) and must have been provided by the facility's authorities or offices.
- Submit a statement from the load's owner certifying its gross weight and axle load distribution.
- Requests for permission to move loads exceeding 232,000 pounds should be made at least four to six weeks in advance of the movement date to allow sufficient time for structural evaluations to be completed. Unusually high numbers of loads requiring analysis and longer travel routes could cause the process to exceed the six week window. Evaluations will be performed in the order the request is received. Loads exceeding 900,000 pounds may require an analysis by an independent engineering firm. In these cases, additional time should be allowed for the analysis.

GUIDELINES FOR SUBMITTING CRITICAL OFF-ROAD CONFIGURATIONS FOR APPROVAL

- Submit a completed chart for the piece of critical off-road equipment requiring approval for movement on Louisiana highways. Sample charts are available upon request from the Truck Permit Office (800-654-1433). Include the company name, account number, address and the contact person's name and phone number. In addition:
 - Include the make, model and last 10 digits of the serial number for the piece of equipment.
 - The transverse spacings are required for each axle.
 - Overall dimensions, including any overhang, should be shown for the equipment.
- The drawings and weights submitted should be for the traveling configuration for the equipment. The equipment should be maximally fueled when weighed. Counterweights shall be removed from cranes with tandem axles exceeding 48,000 pounds or tridum or larger axle groups exceeding 60,000 pounds.
- Incomplete applications will not be accepted.

REQUIREMENTS FOR PERMITTING OFF-ROAD EQUIPMENT

It will be the policy of DOTD to follow the ensuing requirements governing the permitting of off-road equipment on the State maintained highway system.

DOTD will generally authorize a permit for the use of off-road equipment on the State maintained highway system, provided it conforms to the provisions herein. Application for an off-road equipment permit and its authorization will be through the DOTD Truck Permit Office.

Off-road equipment shall be considered as any self-propelled or combination of vehicles adaptable to the highway environment which is not intended for normal operation on the highway due to its weight, size and/or configuration. This equipment will also be classified as either non-critical or critical.

Non-Critical Off-Road Equipment is defined as:

1. Vehicles and combinations of vehicles without booster units.
2. Vehicles with a single-single, single-tandem, tandem-single, tandem-tandem, single-tridum or tridum-single configuration in which no single axle is in excess of 30,000 pounds and no tandem or tridum axle exceeds 54,000 pounds.
3. Vehicles or combinations of vehicles without booster units which are determined to be acceptable in this classification by DOTD's evaluation.

Note: Non-critical off-road equipment possessing a valid annual non-critical off-road equipment permit is allowed to tow a two-axle motor vehicle, provided the towed vehicle's gross vehicle weight is ten thousand pounds or less and the overall length of the off-road equipment and towed vehicle does not exceed 65'. Counterweights may be carried on non-critical off-road equipment when carried in a functional position.

Critical Off-Road Equipment is defined as:

1. Vehicles not classified as non-critical off-road equipment as defined in Number 2 in the section above.
2. Vehicles or combinations of vehicles with booster units.
3. Vehicles or combinations of vehicles without booster units which are determined to be acceptable in this classification by DOTD's evaluation.

General Permit Requirements:

- The traveling configuration of each piece of equipment will be subject to the initial approval of DOTD and the approved configuration will be required on all subsequent permits.
- The proposed route for each permit will be subject to the approval of DOTD relative to operation on the state maintained highway system.
- Off-road equipment will not be generally subject to the conditions of the critical off-road equipment permits unless it is so classified.
- Restrictions will be specified on the permit issued by the Truck Permit Office as required. Failure to comply will result in a penalty being assessed.

Critical Off-Road Equipment Permit Requirements:

1. An oversize/overweight permit with an approved route is to be obtained for each move.
2. The owner shall provide escort service during the move in accordance with DOTD's escort procedures and regulations to control traffic, with the following exceptions:
 - A. Equipment classified as critical off-road equipment in which no single axle is in excess of 30,000 pounds, no tandem axles are in excess of 60,000 pounds and no tridem axles are in excess of 66,000 pounds shall be exempt from the escort requirements.
 - B. Critical off-road equipment with configurations which exceed 54,000 pounds on tandem axles and/or 60,000 pounds on tridem axles shall be required to be equipped with one or more warning lights having 360° visibility. The number of required warning lights is dependent on the visibility from all sides. One light is sufficient if it provides 360° visibility. If not, the load must be equipped with a sufficient number of lights to achieve 360° visibility.
 - i. Warning lamps shall be amber in color and have 360° visibility for not less than 500' in normal daylight conditions. A dome type lamp must have a lens (amber portion) sufficient in diameter and height to achieve the required visibility. A modern electronic strobe light is recommended, but not required.
3. Bridge crossing requirements for non-Interstate highways:
 - A. The bridge roadway shall be cleared of traffic on two-lane bridges with two-way travel and the vehicle shall straddle the centerline of the roadway. This requirement is waived for bridges of this type over 300' long.
 - B. The vehicle shall straddle the outside and adjacent lane of roadway with two or more travel lanes in the same direction. Truck traffic shall be kept out of the adjacent lane within 100' of the equipment.

- C. A speed of 5 mph shall be maintained without braking, accelerating or changing gears - no exceptions.
4. Bridge crossing requirements for Interstate highways:
 - A. Commercial vehicles shall be prevented from traveling adjacent to and within 100' of the vehicle. This requirement is waived for bridges over 1,000' long.
 - B. The vehicle shall occupy the outside traffic lanes.
 - C. A speed not to exceed 45 mph shall be maintained on bridge structures without accelerating or changing gears - no exceptions.
 5. Booster axles, when permitted, shall be activated during the entire move on the state maintained highway system.
 6. A copy of the DOTD-issued approval letter for the equipment must be kept in it at all times to ensure that all specified movement conditions are adhered to.
 7. The approval letter does not grant any authority for this equipment to cross any posted weight bridge(s) or for use of any highway or road not on the state maintained highway system.
 8. Counterweights must be removed from cranes with tandem axles exceeding 48,000 pounds, or tridum or larger axle groups exceeding 60,000 pounds.

ANNUAL & SEMI-ANNUAL OFF ROAD EQUIPMENT PERMITS (GUIDELINES FOR USE)

Annual Non-Critical and Semi-Annual Critical Off-Road Permits allow for the movement of off road equipment on certain approved travel routes, without having to purchase a permit for each individual move. Listed below are the rules governing the issuance and use of these permits.

Application

In general, applications should be emailed or delivered to the Truck Permit Office. Customers applying for Annual Non-Critical Permits may issue their permits online. Requests for Semi-Annual Critical Off-Road Permits should include an application form and a "Critical Off-Road Mileage Report" (with recorded information such as odometer/hubometer readings for the designated six month period). The application and issuance of the Semi-Annual Critical Off-Road permit requires a charge account be established with the Truck Permit Office.

Fees

The Annual Non-Critical Off-Road Permit fee is \$1,000.00. The Semi-Annual Critical Off-Road Permit fee is calculated using the following formula:

$$\frac{\text{\# of lbs. overweight}}{2000} \times \$0.07/\text{ton} \times \text{\# of miles in 6 mos.} + \$25 \text{ (admin fee)}$$

Companies utilizing the semi-annual permit must estimate the total mileage they will travel in the first six months and note it on the "Critical Off-Road Mileage Report" form. The fee, to be paid when the permit is issued, will then be calculated using the formula and be based on the estimated mileage. After six months, another mileage report shall be submitted to the Truck Permit Office. This mileage report should show the current hubometer or odometer reading. The original permit fee will be changed to reflect the actual number of miles traveled and the customer's account adjusted accordingly. The permit for the next six months will then be issued using the actual mileage figure listed on the mileage report form. This procedure will be followed semi-annually for all subsequent permits. This reading will be the basis for the new permit. There will be no allowances for miles traveled in other states or on non-state maintained highways or roads. If the hubometer or odometer is changed during the effective dates of the permit, the customer is responsible for keeping records that will accurately reflect the miles traveled. Failure to do so may result in the next application being denied and the expiring permit being charged the highest fee to date for that particular piece of equipment.

Issuance

Both permits will be issued in accordance with normal procedures. The permit, along with a DOTD "Off-Road Annual Non-Critical and Semi-Annual Critical Routes" map, will be available online.

Special Requests

In situations where the vehicle must leave the approved route system, the company shall fax the Truck Permit Office a "Request to Travel Off of Approved Off-Road Routes" form, on which will be listed the off-system routes to be traveled and the origin and/or destination of the move, whichever is applicable. The Permit Office will then review the information and determine whether or not the proposal is acceptable. If approved, the request form will be initialed by a permit supervisor and faxed back to the company. If it cannot be approved as submitted, the supervisor will make whatever adjustments are necessary, initial the changes on the form and return it to the company. Unless a bridge analysis is required for the vehicle to leave its point of origin or access its destination, there will be no additional charge for this travel. If a bridge analysis is required, a separate overweight permit will be issued for the extended travel and a structural evaluation fee will be added to the cost of the permit.

In general, applications for Annual Non-Critical Permits should be submitted on-line or by calling the Truck Permit Office. Requests for Semi-Annual Critical Permits should be emailed to dotdlageauxpermits@la.gov or mailed to the Truck Permit Office.

MAXIMUM ALLOWABLE LICENSE AND LEGAL WEIGHTS

Vehicles with single-mounted tires on any axle except the steering axle should use Table 1:

Vehicle Type 1



With single-mounted tires on rear axle

Table 1 applies to all axles of the vehicle with single-mounted tires. Type 1 vehicles with single-mounted tires on the rear axle should add the allowable axle load on the steering axle to the allowable axle load on the rear axle to find the maximum gross weight to be licensed.

If the exact tire size is not in the table, the next larger size shall be used to determine the maximum allowable weight.

**TABLE 1
Maximum Allowable Weights for Various Tire Sizes**

TIRE SIZE (width)	MAXIMUM ALLOWABLE LICENSE WEIGHT & LEGAL WEIGHT ON NON-INTERSTATE HIGHWAYS
8.00	11,000
9.00	12,000
10.00	13,000
11.00	15,000
12.00	16,000
13.00	17,000
14.00	19,000
15.00 or larger	20,000 (interstate)
15.00 or larger	22,000 (non-interstate)

Vehicles with dual-mounted tires on all axles except the steering axle should use the following:

Vehicle Type 1



With dual-mounted tires on rear axle

TIRE WIDTH ON STEERING AXLE	MAXIMUM ALLOWABLE LICENSE WEIGHT & LEGAL WEIGHT ON NON-INTERSTATE HIGHWAYS	LEGAL WEIGHT ON INTERSTATE HIGHWAYS
8.00	33,000 lbs	31,000 lbs
9.00	34,000 lbs	32,000 lbs
10.00	35,000 lbs	33,000 lbs
11.00	37,000 lbs	35,000 lbs
12.00	38,000 lbs	36,000 lbs
13.00	39,000 lbs	37,000 lbs
14.00	41,000 lbs	39,000 lbs
15.00 or larger	44,000 lbs	40,000 lbs

Vehicle Type 2



TIRE WIDTH ON STEERING AXLE	MAXIMUM ALLOWABLE LICENSE WEIGHT & LEGAL WEIGHT ON NON-INTERSTATE HIGHWAYS	LEGAL WEIGHT ON INTERSTATE HIGHWAYS
8.00	48,000 lbs	45,000 lbs
9.00	49,000 lbs	46,000 lbs
10.00	50,000 lbs	47,000 lbs
11.00	52,000 lbs	49,000 lbs
12.00	53,000 lbs	50,000 lbs
13.00	54,000 lbs	51,000 lbs
14.00	56,000 lbs	53,000 lbs
15.00 or larger	59,000 lbs	54,000 lbs

Vehicle Type 3



TIRE WIDTH ON STEERING AXLE	MAXIMUM ALLOWABLE LICENSE WEIGHT & LEGAL WEIGHT ON NON-INTERSTATE HIGHWAYS	LEGAL WEIGHT ON INTERSTATE HIGHWAYS
8.00	55,000 lbs	51,000 lbs
9.00	56,000 lbs	52,000 lbs
10.00	57,000 lbs	53,000 lbs
11.00	59,000 lbs	55,000 lbs
12.00	60,000 lbs	56,000 lbs
13.00	61,000 lbs	57,000 lbs
14.00	63,000 lbs	59,000 lbs
15.00 or larger	66,000 lbs	60,000 lbs

Vehicle Type 4



TIRE WIDTH ON STEERING AXLE	MAXIMUM ALLOWABLE LICENSE WEIGHT & LEGAL WEIGHT ON NON-INTERSTATE HIGHWAYS	LEGAL WEIGHT ON INTERSTATE HIGHWAYS
8.00	70,000 lbs	65,000 lbs
9.00	71,000 lbs	66,000 lbs
10.00	72,000 lbs	67,000 lbs
11.00	74,000 lbs	69,000 lbs
12.00	75,000 lbs	70,000 lbs
13.00	76,000 lbs	71,000 lbs
14.00	78,000 lbs	73,000 lbs
15.00 or larger	80,000 lbs	74,000 lbs

Vehicle Type 5



<u>TIRE WIDTH ON STEERING AXLE</u>	<u>MAXIMUM ALLOWABLE LICENSE WEIGHT & LEGAL WEIGHT ON NON-INTERSTATE HIGHWAYS</u>	<u>LEGAL WEIGHT ON INTERSTATE HIGHWAYS</u>
8.00	70,000 lbs	65,000 lbs
9.00	71,000 lbs	66,000 lbs
10.00	72,000 lbs	67,000 lbs
11.00	74,000 lbs	69,000 lbs
12.00	75,000 lbs	70,000 lbs
13.00	76,000 lbs	71,000 lbs
14.00	78,000 lbs	73,000 lbs
15.00 or larger	80,000 lbs	74,000 lbs

Vehicle Type 6



<u>TIRE WIDTH ON STEERING AXLE</u>	<u>MAXIMUM ALLOWABLE LICENSE WEIGHT & LEGAL WEIGHT ON NON-INTERSTATE HIGHWAYS</u>	<u>LEGAL WEIGHT ON INTERSTATE HIGHWAYS</u>
8.00	80,000 lbs	79,000 lbs
9.00 or larger	80,000 lbs	80,000 lbs

Vehicle Type 7



<u>TIRE WIDTH ON STEERING AXLE</u>	<u>MAXIMUM ALLOWABLE LICENSE WEIGHT & LEGAL WEIGHT ON NON-INTERSTATE HIGHWAYS</u>	<u>LEGAL WEIGHT ON INTERSTATE HIGHWAYS</u>
8.00	78,000 lbs	73,000 lbs
9.00	79,000 lbs	74,000 lbs
10.00	80,000 lbs	75,000 lbs
11.00	82,000 lbs	77,000 lbs
12.00	83,000 lbs	78,000 lbs
13.00	84,000 lbs	79,000 lbs
14.00	86,000 lbs	81,000 lbs
15.00 or larger	88,000 lbs	82,000 lbs

Vehicle Type 8



<u>TIRE WIDTH ON STEERING AXLE</u>	<u>MAXIMUM ALLOWABLE LICENSE WEIGHT & LEGAL WEIGHT ON NON-INTERSTATE HIGHWAYS</u>	<u>LEGAL WEIGHT ON INTERSTATE HIGHWAYS</u>
Regardless of tire size on steering axle	88,000 lbs	83,400 lbs

Vehicle Type 9



<u>TIRE WIDTH ON STEERING AXLE</u>	<u>MAXIMUM ALLOWABLE LICENSE WEIGHT & LEGAL WEIGHT ON NON-INTERSTATE HIGHWAYS</u>	<u>LEGAL WEIGHT ON INTERSTATE HIGHWAYS</u>
8.00	77,000 lbs	71,000 lbs
9.00	78,000 lbs	72,000 lbs
10.00	79,000 lbs	73,000 lbs
11.00	80,000 lbs	75,000 lbs
12.00	80,000 lbs	76,000 lbs
13.00	80,000 lbs	77,000 lbs
14.00	80,000 lbs	79,000 lbs
15.00 or larger	80,000 lbs	80,000 lbs

Vehicle Type 10



<u>TIRE WIDTH ON STEERING AXLE</u>	<u>MAXIMUM ALLOWABLE LICENSE WEIGHT & LEGAL WEIGHT ON NON-INTERSTATE HIGHWAYS</u>	<u>LEGAL WEIGHT ON INTERSTATE HIGHWAYS</u>
Regardless of tire size on steering axle	80,000 lbs	80,000 lbs

Vehicle Type 11



<u>TIRE WIDTH ON STEERING AXLE</u>	<u>MAXIMUM ALLOWABLE LICENSE WEIGHT & LEGAL WEIGHT ON NON-INTERSTATE HIGHWAYS</u>	<u>LEGAL WEIGHT ON INTERSTATE HIGHWAYS</u>
Regardless of tire size on steering axle	80,000 lbs	80,000 lbs

Vehicle Type 12



<u>TIRE WIDTH ON STEERING AXLE</u>	<u>MAXIMUM ALLOWABLE LICENSE WEIGHT & LEGAL WEIGHT ON NON-INTERSTATE HIGHWAYS</u>	<u>LEGAL WEIGHT ON INTERSTATE HIGHWAYS</u>
Regardless of tire size on steering axle	80,000 lbs	80,000 lbs

Vehicle Type 13



<u>TIRE WIDTH ON STEERING AXLE</u>	<u>MAXIMUM ALLOWABLE LICENSE WEIGHT & LEGAL WEIGHT ON NON-INTERSTATE HIGHWAYS</u>	<u>LEGAL WEIGHT ON INTERSTATE HIGHWAYS</u>
Regardless of tire size on steering axle	80,000 lbs	80,000 lbs

Vehicle Type 14



TIRE WIDTH ON STEERING AXLE

Regardless of tire size on steering axle

MAXIMUM ALLOWABLE LICENSE WEIGHT & LEGAL WEIGHT ON NON-INTERSTATE HIGHWAYS

80,000 lbs

LEGAL WEIGHT ON INTERSTATE HIGHWAYS

80,000 lbs

Vehicle Type 15



TIRE WIDTH ON STEERING AXLE

8.00
9.00
10.00
11.00
12.00
13.00
14.00 or larger

MAXIMUM ALLOWABLE LICENSE WEIGHT & LEGAL WEIGHT ON NON-INTERSTATE HIGHWAYS

59,000 lbs
61,000 lbs
63,000 lbs
67,000 lbs
69,000 lbs
71,000 lbs
74,000 lbs

LEGAL WEIGHT ON INTERSTATE HIGHWAYS

56,000 lbs
58,000 lbs
60,000 lbs
64,000 lbs
66,000 lbs
68,000 lbs
68,000 lbs

Vehicle Type 16



TIRE WIDTH ON STEERING AXLE

Regardless of tire size on steering axle

MAXIMUM ALLOWABLE LICENSE WEIGHT & LEGAL WEIGHT ON NON-INTERSTATE HIGHWAYS

80,000 lbs

LEGAL WEIGHT ON INTERSTATE HIGHWAYS

80,000 lbs

Vehicle Type 17



TIRE WIDTH ON STEERING AXLE

Regardless of tire size on steering axle

MAXIMUM ALLOWABLE LICENSE WEIGHT & LEGAL WEIGHT ON NON-INTERSTATE HIGHWAYS

80,000 lbs

LEGAL WEIGHT ON INTERSTATE HIGHWAYS

80,000 lbs

Vehicle Type 18



TIRE WIDTH ON STEERING AXLE

8.00
9.00
10.00
11.00
12.00
13.00
14.00
15.00 or larger

MAXIMUM ALLOWABLE LICENSE WEIGHT & LEGAL WEIGHT ON NON-INTERSTATE HIGHWAYS

56,000 lbs
57,000 lbs
58,000 lbs
60,000 lbs
61,000 lbs
62,000 lbs
64,000 lbs
67,000 lbs

LEGAL WEIGHT ON INTERSTATE HIGHWAYS

53,000 lbs
54,000 lbs
55,000 lbs
57,000 lbs
58,000 lbs
59,000 lbs
61,000 lbs
62,000 lbs

Vehicle Type 19



<u>TIRE WIDTH ON STEERING AXLE</u>	<u>MAXIMUM ALLOWABLE LICENSE WEIGHT & LEGAL WEIGHT ON NON-INTERSTATE HIGHWAYS</u>	<u>LEGAL WEIGHT ON INTERSTATE HIGHWAYS</u>
Regardless of tire size on steering axle	88,000 lbs	83,400 lbs

Vehicle Type 20



<u>TIRE WIDTH ON STEERING AXLE</u>	<u>MAXIMUM ALLOWABLE LICENSE WEIGHT & LEGAL WEIGHT ON NON-INTERSTATE HIGHWAYS</u>	<u>LEGAL WEIGHT ON INTERSTATE HIGHWAYS</u>
8.00	64,000 lbs	61,000 lbs
9.00	65,000 lbs	62,000 lbs
10.00	66,000 lbs	63,000 lbs
11.00	68,000 lbs	65,000 lbs
12.00	69,000 lbs	66,000 lbs
13.00	70,000 lbs	67,000 lbs
14.00	72,000 lbs	69,000 lbs
15.00 or larger	75,000 lbs	70,000 lbs

Vehicle Type 21



<u>TIRE WIDTH ON STEERING AXLE</u>	<u>MAXIMUM ALLOWABLE LICENSE WEIGHT & LEGAL WEIGHT ON NON-INTERSTATE HIGHWAYS</u>	<u>LEGAL WEIGHT ON INTERSTATE HIGHWAYS</u>
Regardless of tire size on steering axle	80,000 lbs	80,000 lbs

Vehicle Type 22



<u>TIRE WIDTH ON STEERING AXLE</u>	<u>MAXIMUM ALLOWABLE LICENSE WEIGHT & LEGAL WEIGHT ON NON-INTERSTATE HIGHWAYS</u>	<u>LEGAL WEIGHT ON INTERSTATE HIGHWAYS</u>
Regardless of tire size on steering axle	80,000 lbs	80,000 lbs

Vehicle Type 23



<u>TIRE WIDTH ON STEERING AXLE</u>	<u>MAXIMUM ALLOWABLE LICENSE WEIGHT & LEGAL WEIGHT ON NON-INTERSTATE HIGHWAYS</u>	<u>LEGAL WEIGHT ON INTERSTATE HIGHWAYS</u>
Regardless of tire size on steering axle	80,000 lbs	80,000 lbs

Vehicle Type 9999

TO BE USED FOR ANY TYPE NOT LISTED
(Normally used for permit loads.)

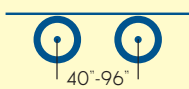
Maximum Axle Weights

Single



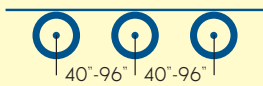
On the interstate
20,000 lbs.

Tandem



34,000 lbs.

Tridum



42,000 lbs.*

Quadrum



50,000 lbs.*

* Must meet Federal Bridge Formula length limits

Critical Axles In Order of Importance



Outer: 1st thru last
Inner: 2nd thru last
Intermediate: 1st to last drive

METRIC CONVERSION CHART FOR MAXIMUM LEGAL TIRE WEIGHT

Metric Tire Size	Nominal Width (inches)	Weight (pounds per axle)
215/75R17.5	8.5	12,000
225/70R19.5	9.0	12,000
235/80R22.5	9.0	12,000
245/70R19.5	10.0	13,000
255/70R22.5	10.0	13,000
255/80R22.5	10.0	13,000
275/80R22.5	11.0	15,000
295/80R22.5	12.0	16,000
315/80R22.5	13.0	17,000
385/65R22.5	15.0	20,000 (Interstate) 22,000 (Non-Interstate)
425/65R22.5	16.5	20,000 (Interstate) 22,000 (Non-Interstate)
445/65R22.5	18.0	20,000 (Interstate) 22,000 (Non-Interstate)

MAXIMUM ALLOWABLE WEIGHTS FOR SINGLE MOUNTED TIRES - VARIOUS SIZES

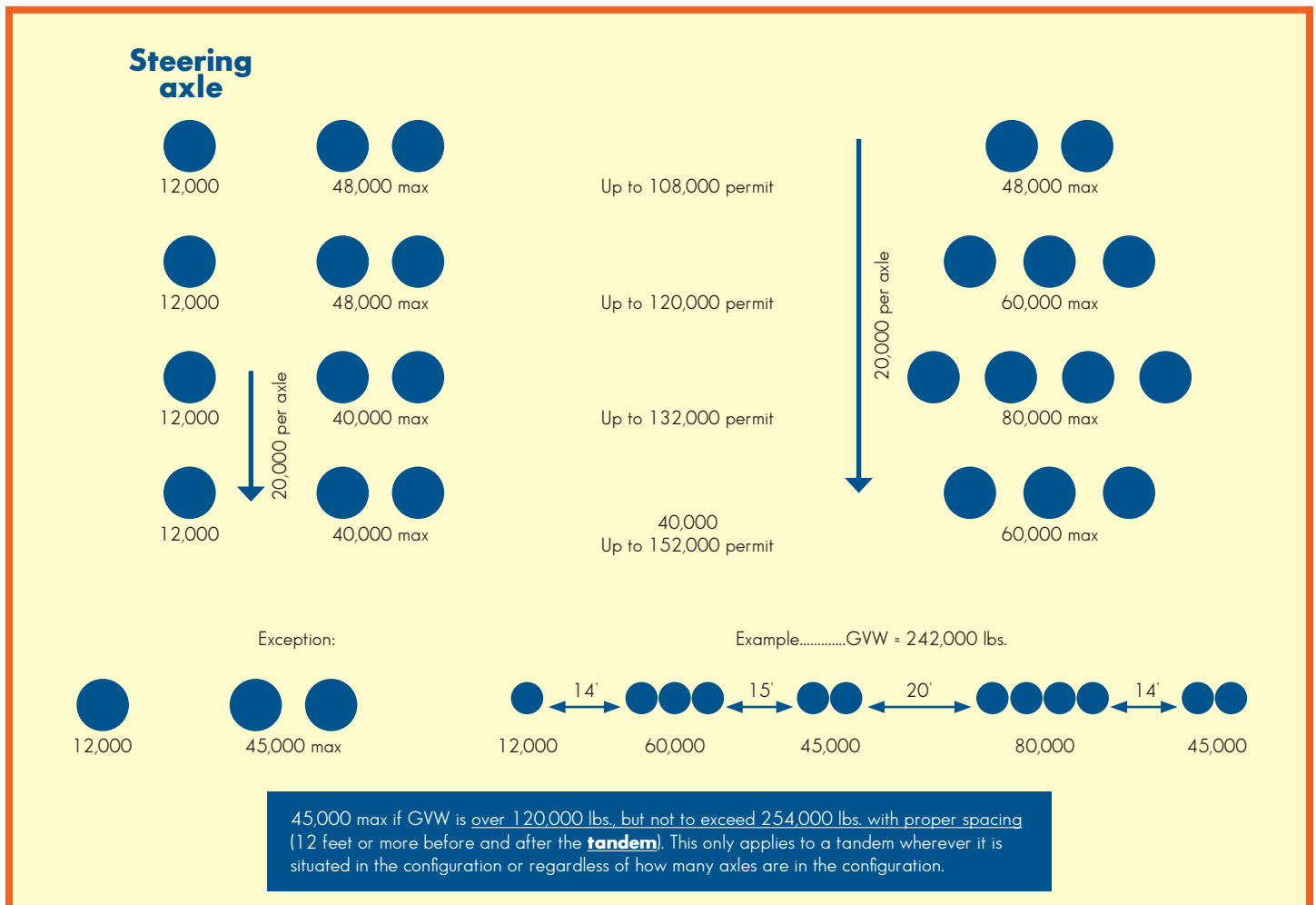
Metric Minimum/Maximum	= Inches	Weight Allowed
191-215	8	11,000
216-241	9	12,000
242-266	10	13,000
267-291	11	14,000
292-317	12	15,000
318-342	13	16,000
343-368	14	17,000
369+	15+	20,000 (Interstate) 22,000 (Non-Interstate)

MAXIMUM PERMIT WEIGHTS

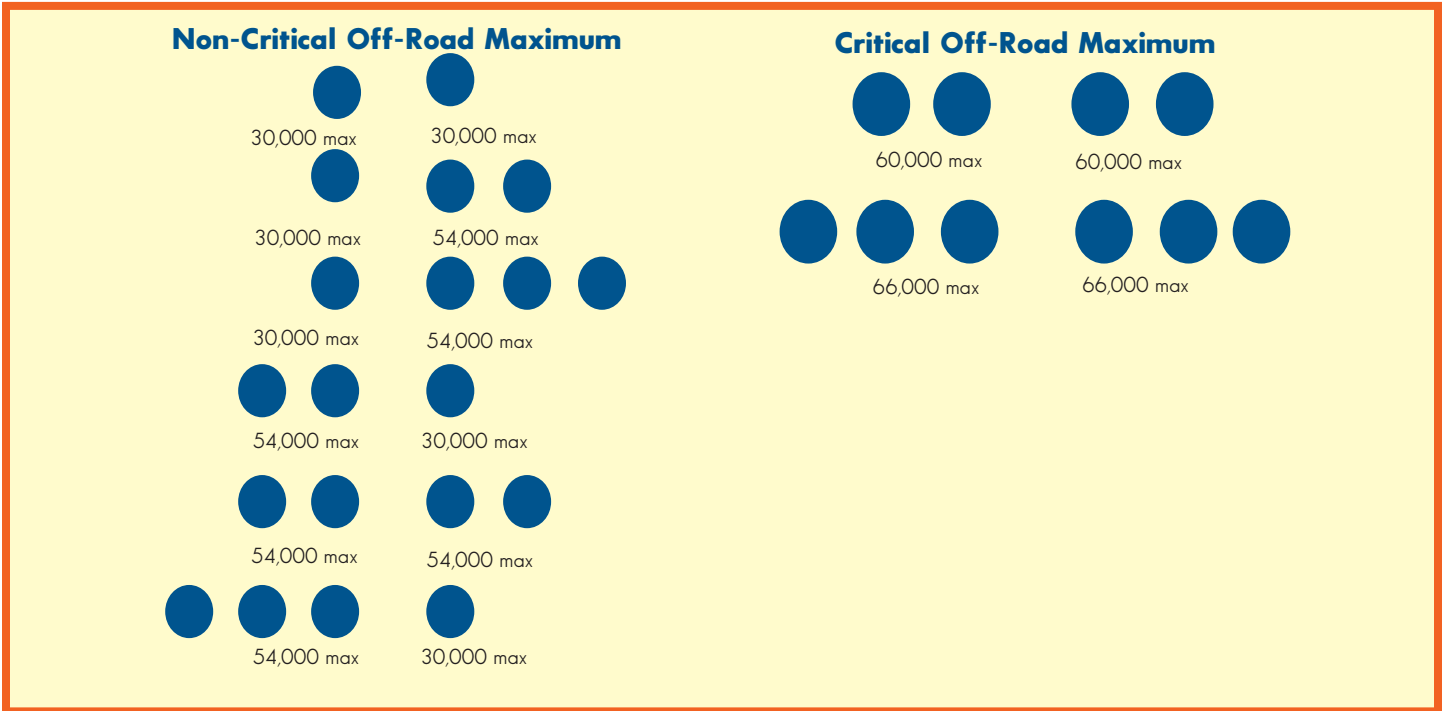
The charts that follow show the established maximum allowable axle weights for permit loads. Enforcement personnel should contact the Truck Permit Office prior to issuing violation tickets to vehicles/loads exceeding these weights.

Note: Special authorization must be obtained from the Truck Permit Office to exceed established maximum permissible weights.

TRUCK OR TRUCK/TRAILER COMBINATIONS



OFF-ROAD EQUIPMENT



FEDERAL BRIDGE FORMULA (INTERSTATE HIGHWAYS ONLY)

$$W = 500 \left[\frac{LN}{N-1} + 12N + 36 \right]$$

Distance in feet between the extremes of any group of 2 or more consecutive axles	Maximum load in pounds carried on any group of 2 or more consecutive axles							
	2 axles	3 axles	4 axles	5 axles	6 axles	7 axles	8 axles	9 axles
4.....	34,000
5.....	34,000
6.....	34,000
7.....	34,000
8.....	34,000	34,000
More than 8/less than 9.....	38,000	42,000
9.....	39,000	42,500
10.....	40,000	43,500
11.....	44,000
12.....	45,000	50,000
13.....	45,500	50,500
14.....	46,500	51,500
15.....	47,000	52,000
16.....	48,000	52,500	58,000
17.....	48,500	53,500	58,500
18.....	49,500	54,000	59,000
19.....	50,000	54,500	60,000
20.....	51,000	55,500	60,500	66,000
21.....	51,500	56,000	61,000	66,500
22.....	52,500	56,500	61,500	67,000
23.....	53,000	57,500	62,500	68,000
24.....	54,000	58,000	63,000	68,500	74,000
25.....	54,500	58,500	63,500	69,000	74,500
26.....	55,500	59,500	64,000	69,500	75,000
27.....	56,000	60,000	65,000	70,000	75,500
28.....	57,000	60,500	65,500	71,000	76,500	82,000
29.....	57,500	61,500	66,000	71,500	77,000	82,500
30.....	58,500	62,000	66,500	72,000	77,500	83,000
31.....	59,000	62,500	67,500	72,500	78,000	83,500
32.....	60,000	63,500	68,000	73,000	78,500	84,500	90,000
33.....	64,000	68,500	74,000	79,000	85,000	90,500
34.....	64,500	69,000	74,500	80,000	85,500	91,000
35.....	65,500	70,000	75,000	80,500	86,000	91,500
36.....	66,000	70,500	75,500	81,000	86,500	92,000
37.....	Exception	66,500	71,000	76,000	81,500	87,000	93,000
38.....	67,500	71,500	77,000	82,000	87,500	93,500
39.....	68,000	72,000	77,500	82,500	88,500	94,000
40.....	68,500	73,000	78,000	83,500	89,000	94,500
41.....	69,500	73,500	78,500	84,000	89,500	95,000
42.....	70,000	74,000	79,000	84,500	90,000	95,500
43.....	70,500	75,000	80,000	85,000	90,500	96,000
44.....	71,500	75,500	80,500	85,500	91,000	96,500
45.....	72,000	76,000	81,000	86,000	91,500	97,500
46.....	72,500	76,500	81,500	87,000	92,500	98,000
47.....	73,500	77,500	82,000	87,500	93,000	98,500
48.....	74,000	78,000	83,000	88,000	93,500	99,000
49.....	74,500	78,500	83,500	88,500	94,000	99,500
50.....	75,500	79,000	84,000	89,000	94,500	100,000
51.....	76,000	80,000	84,500	89,500	95,000	100,500
52.....	76,500	80,500	85,000	90,500	95,500	101,000
53.....	77,500	81,000	86,000	91,000	96,500	101,500
54.....	78,000	81,500	86,500	91,500	97,000	102,000
55.....	78,500	82,500	87,000	92,000	97,500	102,500
56.....	79,500	83,000	87,500	92,500	98,000	103,000
57.....	Interstate gross weight limit	80,000	83,500	88,000	93,000	98,500	104,000
58.....	84,000	89,000	94,000	99,000	104,500
59.....	85,000	89,500	94,500	99,500	105,000
60.....	85,500	90,000	95,000	100,500	105,500

PERMIT LOAD ESCORT VEHICLES

DOTD has statutory authority to administer policy and enforce provisions related to permits for properly equipped escort vehicles. Contact the Truck Permit Office for information regarding general provisions, required equipment, escorting procedures, etc.

Important: Escort vehicle owners and/or operators agree to hold harmless DOTD and its duly appointed agents and employees against any action for personal injury or property damage sustained by reason of the authority to escort an oversize load.

Note: The DPS Weights and Standards Police and the State Police enforce compliance with proper escort procedures and have full authority to enforce all provisions of permit and escort regulations. The authority to revoke Escort Vehicle Permits resides with DOTD.

ESCORTING PROCEDURES

- Escort load speed limits are determined by the Truck Permit Office and shall under no circumstances exceed 55 mph. Maximum speed limits set below 55 mph must be adhered to.
- Movement is allowed only on the highways designated on the permit. Alternate routes shall not be used unless approved in advance by the Truck Permit Office.
- Restricted permit movement hours must be adhered to on specifically designated sections of the Interstate system and the Greater New Orleans area bridges.
- Movements shall be made only on the dates and/or times shown on the permit. No movement shall be made during hours of darkness unless prior approval is obtained from the Truck Permit Office and the State Police.
- Escorted loads approaching bridge structures, hills, and inclines that cannot be traversed safely due to an inability to visually distinguish potential hazards must first stop and park, off the roadway where possible. The escort vehicle must then go across the bridge, hill, or incline to stop oncoming traffic. After adequate time has passed to allow the escort vehicle to detain traffic, the oversize load may move over the bridge, hill or incline.
- Escorted loads may not impede the normal flow of traffic unless absolutely necessary. Whenever vehicular traffic behind a load becomes congested, the escort driver must direct it to move to the shoulder or nearest safe location. Movement may not resume until traffic has cleared. This process should be repeated as often as required to prevent traffic congestion.
- Movement during severe inclement weather (heavy rain, fog, etc.) is not allowed. If a move is in progress and severe weather occurs, the escort driver is responsible for ensuring the load is moved from the highway to a safe location.

- Unless it is absolutely necessary or there is an extreme emergency, the escort driver must ensure the oversize load does not park in travel lanes of highways. Any loads parked within the highway right-of-way shall be adequately delineated by flares, flags, flaggers, etc.
- Escort vehicles must travel behind overwidth loads on multi-lane highways and in front of them on two-lane highways. Escort vehicles must travel behind overlength vehicles and loads on all highways. All escort vehicles must pass through LA DOTD's stationary weigh stations, along with the loads they are escorting.
- Oversize loads shall travel as close to the right side of the roadway as safely possible to ensure traffic can pass them without risk. Escorts and their escorted loads shall not infringe upon the oncoming travel lanes unless absolutely necessary.
- The Truck Permit Office will stipulate, in their movement authorizations, the number of escort vehicles and any restrictions related to the movement of overweight loads, including critical off-road equipment.
- Escort vehicles shall maintain a sufficient distance from loads to warn oncoming traffic of potential danger, but not so far as hinder control over the move.
- Violators of these provisions or requirements shall be subject to all penalties provided by law and may have any and all escort permits revoked.
- Escort vehicles equipped with a height pole must travel in front of its oversize load. If the load requires an escort due to permitted dimensions and is traveling on multi-lane highways, it must have a second escort vehicle (not equipped with a height pole) to travel behind it.

LOUISIANA APPROVED ESCORT VEHICLE REQUIREMENTS CHECKLIST

All of the following requirements must be met for an escort vehicle be issued a permit:

- Vehicle License** - Proper truck or automobile tag
- Insurance Related** - Per Revised Statute 387.1[b], escort vehicles must have coverages providing a minimum of \$500,000 for each of the following:
 - General Liability Insurance
 - Motor Vehicle Insurance
 - Worker's Compensation
- Driver's License** - Class D or E operators license (Louisiana residents only - LA DPS requirement)

Lights

- Color - Amber
- Dome - 360 degree visibility
- Lens - 9" in diameter, 4" vertical clearance (8" X 5" acceptable)
- Base (lens) of all lights must be at least 60" from the roadway
- Bar Lights and Strobe Lights are acceptable (360 degree)
- All front and rear lights must operable (on when escorting)

Flags - Top of vehicle on mast

- Must have two-18 inch square red/fluorescent orange flags
- Mounted at a 40 to 70 degree angle
- No more than 6" overhang of vehicle
- No more than 8' in width
- Must be in line with light(s)

Door Signs - Content Options

- Name and complete address, or
- Name, city, state and telephone number, or
- Well known company logo is acceptable (permanent or semi-permanent)

Two Rear View Side Mirrors (One per side)

Radio Communications With Escorted Load

Safety Related

- One 10 pound dry chemical fire extinguisher or equivalent
- Three or more 15 minute burning flares (hazard markers may be substituted)
- Two red/fluorescent orange hand held flags

Load Related (available for load-not required to be mounted on escort vehicle)

- Four red/fluorescent orange 18 inch square flags
- Two "OVERSIZE LOAD" signs, 18" X 7', with black lettering on a yellow background. Lettering must be 10" X 1 1/2" and read "OVERSIZE LOAD".

Information Sign (acceptable, in addition to the above requirements)

NOTE:

1. Closed vans (stepside), buses, campers, motor homes, and motor driven cycles shall not be used as escort vehicles.
2. Escort vehicles must possess a valid Escort Vehicle Permit and have all required equipment in proper working order to escort permitted loads.
3. An escort vehicle actively engaged in escorting a permit load may not pull a trailer or tow another vehicle.



Properly flagged escort vehicles



Oversize load sign placement

Important: Louisiana law requires that **only** the “OVERSIZE LOAD” sign be placed on oversize loads traveling through, in and throughout the state. “WIDE LOAD” signs will **not** be allowed or accepted.

STATE POLICE TROOPS

TROOP	LOCATION	PHONE NUMBER
TROOP A	BATON ROUGE	(225) 754-8500
TROOP B	NEW ORLEANS	(504) 471-2775
TROOP C	GRAY	(985) 857-3680
TROOP D	LAKE CHARLES	(337) 491-2511
TROOP E	ALEXANDRIA	(318) 487-5911
TROOP F	MONROE	(318) 345-0000
TROOP G	SHREVEPORT	(318) 741-7411
TROOP I	LAFAYETTE	(337) 262-5880
TROOP L	COVINGTON	(985) 893-6250

OTHER POLICE ESCORTS

AGENCY	CONTACT NUMBER
BATON ROUGE CITY POLICE	(225) 389-3874
EBR SHERIFF'S OFFICE	(225) 389-4851
DENHAM SPRINGS CITY POLICE	(225) 413-9275
JEFFERSON PARISH SHERIFF'S OFFICE	(504) 228-3548
MORGAN CITY POLICE	(985) 380-4605
NEW ORLEANS CITY POLICE	(504) 658-6205
PLAQUEMINE CITY POLICE	(225) 687-9273
SHREVEPORT CITY POLICE	(318) 673-7255
ST. BERNARD PARISH SHERIFF'S OFFICE	(504) 228-3548

OTHER IMPORTANT NUMBERS

AGENCY	CONTACT NUMBER
BOSSIER PARISH	(318) 549-1546
CADDO PARISH	(318) 226-6930
CDL (Commercial Drivers License)	(225) 922-1175 or 888 421-8757 Option 1
DEPT. OF AGRICULTURE	(225) 925-3780 or 800 247-1086
DPS (Mobile Weight Enforcement)	(225) 925-6113 Ask for extension 1
FEDERAL DOT/DOT Number	(225) 757-7640
HAZMAT (Louisiana State Police)	(225) 925-6113 Ask for extension 1
IRP PROCESSING CENTER Apportion Plates & CAB Cards	(225) 925-7022
MAP (Motorist Assistance Program)	(225) 389-3800
M.C.S.A.P. (Motor Carrier Safety) Safety & Log Book Violations	(225) 295-8550 or 888 421-8757 Option 5 or 6
OMV (Office of Motor Vehicles)	(225) 925-7198 or 877 368-5463
REVENUE & TAXATION IFTA - Fuel Tax Assessment	(225) 219-7656 or 888 421-8757 Option 3

DOTD WEIGHTS AND STANDARDS WEIGH STATIONS

LOCATION	HIGHWAY	PHONE NUMBER
Baptist	I-12	EB (985) 543-4116 WB (985) 543-4111
Breaux Bridge	I-10	EB (337) 332-2860 WB (337) 332-0928
*Delta	I-20	EB (318) 574-1460 WB (318) 574-1461
*Greenwood	I-20	EB (318) 938-7760 WB (318) 938-1436
*Kentwood	I-55	(985) 229-2131
LaPlace	I-10	EB (985) 652-3618 WB (985) 652-3620
*Starks	LA 12	EB/WB (337) 743-6160
*Toomey	I-10	WB (337) 589-7908

* **Port of entry**

Important: Commercial vehicles one ton or greater and all permit loads are required to stop at DOTD stationary enforcement units.

PREPASS

Trucks not equipped with PrePass must follow the WIM message board when approaching Louisiana weigh stations. Trucks equipped with PrePass must follow their in-cab PrePass monitor signals:

- **Red** - Must pull into weigh station
- **Green** - Okay to bypass weigh station
- **No signal** - Must pull into weigh station

Trucks equipped with PrePass should not follow the WIM message board when approaching Louisiana weigh stations. For any other information/questions related to PrePass operations, call PrePass at 800-773-7277 or email them at support@prepass.com.

CONCURRENTLY ENFORCED LAWS AND REGULATIONS

VEHICLE REGISTRATION AND LICENSING

Commercial vehicle owners requiring full plates for Louisiana, as well as non-commercial vehicle owners, may obtain license plates at any Vehicle Registration Bureau-OMV district office. Additional detailed information may be obtained from:

**Title Registration Unit
(225) 925-6278**

Commercial vehicle owners requiring license plates apportioned for other states may obtain them and additional information from the Louisiana International Registration Plan (IRP) Office. Their contact information is:

**Louisiana International Registration Plan
IRP Office
877-905-3854
225-925-5606
www.la-trucks-online.org**

Common and contract carriers must purchase appropriate plates and carry all required credentials.

The following vehicles are exempt from registration and licensing requirements:

- Farm tractors, self-propelled farm equipment, two and four wheeled rubber-tired farm wagons and trailers up to a two ton capacity, provided the vehicles are used only in farming.
- Trackless trolley coaches, buses or passenger coaches, or passenger carrying trailers or semi-trailers operating only within the corporate limits of a municipality, two adjoining municipalities, or up to 1/2 mile from the corporate limits.
- Oversize or overweight self-propelled motor cranes being used only for heavy construction by building or utility industries.
- Oversize or overweight self-propelled oil well or gas well pulling units used only for servicing oil or gas wells on off-road property.
- Road rollers and road machinery only temporarily moved on highways.
- Log loaders used only for loading logs.

Vehicles must have Louisiana plates or Louisiana apportioned plates if the residence or employment, or the owner or lessee, is located in Louisiana. Non-residents regularly employed or operating a business in Louisiana for 30 days or more must obtain Louisiana plates or plates apportioned for Louisiana on all vehicles used or based in Louisiana, unless the vehicles are being operated under reciprocal agreements between Louisiana and the non-resident's home state.

Louisiana license plates must be attached to the front or rear of vehicles. The plate may not swing, must be clearly readable, and the bottom of the plate must be at least 12" from the ground.

Paper or electronic copies of vehicle registration certificates must be kept with the vehicle at all times and available for inspection by State Police officers and DOTD Police officers.

Mobile Homes:

- Mobile homes being moved from a Louisiana point of origin or any other point, whether in Louisiana or out-of-state, must have valid Louisiana registration certificates.
- Mobile homes traveling to or through Louisiana do not require Louisiana registrations if they are properly registered in their home state.
- Mobile homes being delivered by manufacturers to dealers are not required to be licensed, but "IN-TRANSIT" signs must be displayed on them.

Escort Vehicles:

- Escort vehicles must be registered in accordance with Louisiana Revised Statutes or Reciprocal Agreements.
- Registrations for escort vehicles properly registered in other states are acceptable by reciprocal agreement.
- Companies must pay a \$10 annual fee for each escort permit.

License Plate Classes:

There are six classes of license plates for trucks, tandem trucks, truck-tractors, semi-trailer and trailers:

- 1. Class 1:** Includes vehicles carrying or transporting freight, merchandise or other property exclusively for their owners or used to transport actual employees of the owner of such vehicles. It excludes those for which a Class 5 plate is applicable (see below).

- 2. Class 2:** Includes vehicles carrying or transporting passengers, freight, merchandise, or other property as common or contract carriers, including trackless street or trolley cars and excepting only those vehicles owned or operated by any person engaged in the business of operating upon rails or upon stationary tracks and being operated thereon. It also excludes those for which a Class 5 plate is applicable (see below).
- 3. Class 3:** Includes vehicles carrying and transporting forest products in their natural state, including, but not limited to logs, debarked logs, untreated ties, stave bolts, plywood bolts, pulpwood billets, wood chips, stumps, sawdust, moss, bark and wood shavings. It also includes property used in the production of such products, including bulldozers not exceeding eight feet wide and vehicles used to transport the owner's actual employees to and from their place of employment. Vehicles carrying and transporting sugar cane, and for which Class 6 plates are not applicable, are also included.
- 4. Class 4:** Includes vehicles used exclusively to carry and transport gravel.
- 5. Class 5:** Conditionally includes vehicles operated exclusively within the corporate limits of the incorporated city, town, or village in which the vehicle was domiciled at the time of its registration. Specific information regarding conditions qualifying vehicles for a Class 5 license may be obtained from any Vehicle Registration Bureau-OMV district office. Motor vehicles bearing a Class 5 license may travel state highways outside of its domicile city, town, village or such unincorporated urban area, provided they carry no cargo or goods.
- 6. Class 6:** Includes vehicles owned by persons engaged in the business of actual farming and used by them primarily for, but not necessarily exclusively, to transport farm produce raised on their farms from their farms to market, and for returning from markets transporting goods and merchandise back to their farms. For hire transport is excluded. Farm produce typically includes items such as: fruits, vegetables, livestock, fish and shellfish. Vehicles owned by persons engaged exclusively in the business of hauling milk and milk products for dairy cooperatives or any other milk plant also qualify.

Apportioned License Plates

Vehicles with license plates apportioned for Louisiana may operate both Interstate and Intrastate in Louisiana. Louisiana vehicles with Louisiana apportioned license plates may travel to other states that are members of the IRP. They may operate both Interstate and Intrastate in those states for which the vehicle is apportioned. Owners of any motor vehicles equipped with three or more axles, or any vehicle which alone or in combination weighs more than 26,000 pounds when loaded, may purchase apportioned plates if the owner's home state is a member of the IRP. Two axle motor vehicles, or vehicles which alone or in combination weigh 26,000 pounds or less when loaded, may be proportionally registered at the option of the owner.

Current IRP members are:

- All states in the continental U.S. (excludes Hawaii and Alaska)
- The District of Columbia
- The Canadian Provinces of Alberta, British Columbia, Labrador, Manitoba, New Brunswick, Newfoundland, Nova Scotia, Ontario, Prince Edward Island, Quebec, and Saskatchewan.

The original cab card or a copy must accompany the vehicle for which it was issued at all times. Any card that is defaced or used in any vehicle except the one for which it was issued is considered void. Vehicles with Louisiana apportion plates cannot exceed the Louisiana licensed weight shown on their cab cards.

RECIPROCAL AGREEMENTS

Louisiana has a reciprocal agreement with the state of Hawaii. Vehicles from this jurisdiction may operate interstate, but not intrastate, in Louisiana. Vehicles registered in Alaska, Mexico, the Northwest Territories, and Yukon must have a 48-Hour Trip Permit (see section below) to operate in Louisiana.

48-HOUR TRIP PERMITS - \$50

These permits cover interstate and intrastate movement and allow vehicles not registered in or apportioned for Louisiana to operate in the state for 48 continuous hours. Vehicles must be eligible for apportioned registration to purchase 48-Hour Trip Permits, which must be acquired prior to entering the state. They may be obtained from various wire services. More information related to 48-Hour Trip Permits may be found at www.la-trucks-online.org/trip-permits.

INTERSTATE AND INTRASTATE OPERATIONS

Vehicles or vehicle combinations from IRP member jurisdictions and possessing any of the weights/configurations listed below must have Louisiana license plates, plates apportioned for Louisiana, or a 48-Hour Trip Permit to conduct interstate or intrastate operations in Louisiana:

- Three or more axles
- GVW more than 26,000 pounds
- Power unit is licensed for more than 26,000 pounds
- Power unit having two axles and a gross or registered weight over 26,000 pounds

All states' semi-trailer and trailer license plates are honored by Louisiana, provided the pulling units are properly registered and licensed. Farm, forest product, public and any other restricted plates are also honored by Louisiana, provided the vehicles are properly registered and licensed in their home state and are traveling interstate.

COMMERCIAL DRIVER'S LICENSES AND CORRESPONDING VEHICLES

- Class A**
1. Vehicles described under Class B, C, D or E
 2. Vehicle combinations with GVWRs of 26,001 pounds or more, provided the GVWR of the towed vehicle(s) is greater than 10,000 pounds.

- Class B**
1. Vehicles under Classes C, D and E
 2. Single vehicles with GVWRs of 26,001 pounds or greater
 3. Single vehicles with GVWRs of 26,001 pounds or greater towing a vehicle not greater than 10,000 pounds GVWR

- Class C**
1. Vehicles under Classes D or E
 2. Vehicles less than 26,001 pounds GVWR that are:
 - a. Designed to transport 16 or more passengers, including the driver, or
 - b. Placarded for hazardous materials

- Class D**
1. Vehicles meeting Class E criteria
 2. Single vehicles or combinations of vehicles with GVWRs of greater than 10,001 pounds and less than 26,001 pounds, being used for commerce:
 - a. Designed to transport less than 16 passengers, including the driver
 - b. Not placarded for hazardous materials

- Class E**
1. Single motor vehicles under 10,001 pounds GVWR
 2. Personal use recreational vehicles or combinations of vehicles
 3. Farm vehicles controlled and operated by a farmer to transport agricultural products, farm machinery, or farm supplies (supplies may include placarded hazardous material) to and from a farm within 150 miles of the owner's or operator's farm and which is not used in the operation of a common contract carrier.
 4. Any vehicle not meeting criteria of Classes A, B, C, or D

DOTD AND DPS WEIGHT ENFORCEMENT

DOTD Weight Enforcement Citation Information:

Phone: (225) 377-7100

Mailing address:

Louisiana DOTD Weight Enforcement
P.O. Box 94042
Baton Rouge, LA 70804-9042

DPS Mobile Weight Enforcement Citation Information:

Phone: (225) 925-6113

Mailing address:

Louisiana Department of Public Safety
P.O. Box 66614
Mail Slip A-26
Baton Rouge, LA 70896

FUEL TAXES

International Fuel Tax Agreement ("IFTA")

On January 1, 1994, Louisiana became a member of the International Fuel Tax Agreement (IFTA). IFTA is a base-state agreement signed to simplify the administration of state fuel tax for Interstate motor carriers. Although there are exceptions, carriers based in Louisiana and operating one or more qualified motor vehicles in at least one other IFTA state must be licensed with LDR. For information regarding exceptions and other IFTA-related matters, contact the LDR Excise Tax Section at (225) 219-7656

Qualified Motor Vehicles (IFTA)

A qualified motor vehicle means a motor vehicle used, designed or maintained for the transportation of persons or property and:

- Has two axles and a gross vehicle weight or registered gross vehicle weight exceeding 26,000 pounds or 12,000 kilograms;

- Has three or more axles regardless of weight;
- Is used in combination when the weight of such combination exceeds 26,000 pounds or 12,000 kilograms gross vehicle weight or registered gross vehicle weight.

The Louisiana Department of Revenue (LDR) is responsible for fuel tax collection:

Mailing Address and Phone:

Department of Revenue
Excise Tax Section
P. O. Box 201
Baton Rouge, Louisiana 70821
(225) 219-7656

Gasoline:

Gasoline is taxed at \$0.20 per gallon. Vehicles operating interstate and domiciled outside Louisiana may pay the fuel tax by either of two methods:

1. Purchase enough gasoline in Louisiana to cover the total miles traveled in the state. The vehicle driver must obtain legitimate service station fuel invoices, showing the number of gallons of gasoline purchased, when buying fuel in Louisiana. Invoices must be retained to be presented to enforcement officers. If additional taxes are due, officers will collect them before vehicles exit the state.
2. Surety bonds may be posted with LDR so that any additional gasoline taxes owed may be paid monthly. Drivers must present valid invoices for any fuel purchased in the state when exiting Louisiana.

Special Fuels:

Special fuels are taxed at \$0.20 per gallon and include all fuels used for motor vehicles, except gasoline. Examples are distillate fuels like diesel and kerosene, and liquefied petroleum gases like butane and propane.

Vehicles licensed and domiciled in Louisiana and using taxable special fuels must:

- Be licensed for special fuels with LDR.
- Have current special fuels invoices in their possession at all times, if they are non-IFTA.
- Have a working odometer, speedometer, or hub meter.

- Display the company's name and address or adequate information (company name and U.S. DOT number) on both outside cab doors. Letters must be at least two inches high and be legible at a distance of 25' during daylight hours.
- Display company or trade name only, if they are carriers regulated by the Interstate Commerce Commission (ICC).

Exemption: Motor vehicles owned and operated by businesses domiciled within Louisiana, and used exclusively for commercial purposes within the state, are exempt from the requirement that they possess invoices for special fuels. This exemption also applies to vehicles requiring operators with CDLs.

Interstate special fuels users may determine their average miles per gallon of fuel by dividing the total miles traveled by all of their vehicles by the total number of gallons consumed. Verifiable proof must be provided if the average miles per gallon exceeds five miles per gallon. If the user is unable to provide such proof, the LDR Secretary will determine the rate to be applied.

Interstate users of taxable special fuels whose vehicles are not domiciled in Louisiana must:

1. Post surety bonds with LDR and subsequently file quarterly reports/payments covering special fuels taxes based on miles traveled in Louisiana.

Exception: Interstate users only occasionally traveling through Louisiana may not be required to post a surety bond. These users must purchase enough fuel in Louisiana to cover the miles traveled in the state. Drivers are required to have a current special fuels invoice listing all appropriate information in their possession to exit the state.

2. Have vehicles with a working odometer, speedometer or hub meter.
3. Display the company's name and address or adequate identification (company name and U.S. DOT number) on both cab doors of their vehicles. Letters must be at least two inches high and readable at a distance of 25'.
4. Display their trade name only if they are carriers regulated by the ICC.

Note: Louisiana Special Fuels invoices must include:

- A mechanically imprinted serial number
- Printed or rubber-stamped seller names and addresses
- Purchaser (user) name and address
- Fuel delivery date

- Gallons purchased
- Type of special fuel purchased
- Vehicle license plate
- Odometer or hub meter mileage

BULK FUELS TRANSPORT

Gasoline:

Gasoline being imported or exported on Louisiana highways must be accompanied with a current invoice, bill of lading, or manifest, providing the following information:

- Seller's and purchaser's names and addresses
- Origin and destination for the gasoline.
- Authorized routes to be followed when exporting or importing (border crossing only)
- Quantity of each type of gasoline.
- Identity of entity assuming tax liability

Anyone transporting gasoline from or to Louisiana from or to a state having a lower tax rate than Louisiana may only use routes authorized by the LDR Secretary. Authorization cards will be issued by LDR for each vehicle. These cards must be kept in the vehicles and are not transferable.

Exception: Common or contract carriers licensed by the ICC or LDR.

Special Fuels:

Vehicles transporting bulk special fuels into Louisiana must belong to a supplier who is bonded with LDR.

Exception: Common and contract carriers who are licensed to transport bulk special fuels by LDR.

Vehicles transporting bulk special fuels cannot have their cargo tanks connected to their carburetors or to the fuel supply tank feeding the vehicle's carburetor.

LITTER

It is illegal to intentionally dump, leave or deposit glass or metallic objects, trash, refuse, mud, or garbage on private property without permission of the owner. This prohibition also applies to all highways, roadside parks, and adjacent lands. Any violators will be punished in accordance with the applicable Louisiana Revised Statutes.

CONTROLLED ACCESS HIGHWAYS

Controlled access highway violations will be enforced only on the Interstate system. Examples of common violations are:

- Illegal median crossings
- Illegal parking (except for emergencies)
- Cutting through fences
- Accessing billboards from within the right-of-way
- Illegal pedestrian crossings

DEFINITIONS

Axle - Beam with a spindle or spindles about which wheels rotate.

Axle Group - Combination of two or more consecutive axles considered together in determining their combined load effect on a highway (e.g. tandem, tridum, and quadrum axles).

Axle With Single-Mounted Tires - Single or individual axle composed of one tire on each side of the vehicle.

Booster - Mechanism that attaches additional axles to the rear of a trailer. The trailer to booster connection may rely on mechanical, air (or other gas), or hydraulic power to provide load transfer. They are generally designed to provide axle spacing between axle groups with a bridge of 10' or more. They may also be referred to as axle extensions or stingers.

Converter Dolly - Auxiliary undercarriage assembly used to convert semitrailers to full trailers and consisting of a chassis, fifth wheel and towbar. No load distribution occurs between the converter dolly and the power unit.

Deck - Load carrying area of a platform, lowbed or chassis-type trailer. Can be flat level, dropside, recessed well (transformer), or beam design.

Department - Louisiana Department of Transportation and Development (LA DOTD).

Dolly, Jeep - Short frame-type trailer complete with upper coupler, fifth wheel and undercarriage assembly. It is designed in such a way that when it is coupled to a semi-trailer and tractor, it carries a portion of the trailer kingpin load while transferring the remainder to the tractor fifth wheel. Also called joe dog or a load divider dolly, it usually has a sliding fifth wheel or a fixed fifth wheel for the trailer to couple with.

Designated Truck Routes, aka National Network (NN) - Highways designated by the DOTD Secretary in accordance with the Surface Transportation Assistance Act of 1982. This act includes provisions for truck-semi trailer-trailer combinations and allows for a maximum vehicle width of 8'6".

Domicile - Legally designated fixed, permanent and principal residence.

Dromedary Unit - Load carrying compartment on a truck-tractor, located between the cab and fifth wheel.

Dummy Axle - Single axle attached independently to a vehicle's frame, and designed and placed such that it appears to and actually carries the uniformly distributed load of a normal axle group.

Envelope Vehicle - Truck tractor/semi-trailer combination or truck tractor/manufactured housing combination that does not exceed the size and weight limits specified by the Multi-State Permit Agreement.

Gross Weight - Weight of a vehicle and/or combination of vehicles, plus the weight of any load being carried.

Individual Axle - Any of the two, three or four axles that comprise tandem, tridum, or quadrum axle groups.

Interstate Hauling - Vehicle movement between or through two or more jurisdictions.

Intrastate Hauling - Vehicle movement from one point within a jurisdiction to another point within the same jurisdiction, regardless of routes traversed.

Jeep - Short frame-type trailer complete with an upper coupler, fifth wheel and undercarriage assembly. It is designed in such a way that when it is coupled to a semi-trailer and tractor, it carries a portion of the trailer kingpin load, while transferring the remainder to the tractor fifth wheel. Also called joe dog or a load divider dolly, it usually has a sliding fifth wheel or a fixed fifth wheel for the trailer to couple with.

Length - Total longitudinal dimension of a single vehicle, trailer, or semi-trailer. The length of a trailer or semi-trailer is measured from the front of the cargo-carrying unit to its rear, and includes load-holding devices.

Mobile Home - (1) Trailer or semi-trailer designed, constructed and equipped as a permanent or temporary dwelling place, living abode, or sleeping place, and equipped for use as a conveyance on highways. (2) Trailer or semi-trailer whose chassis and exterior shell is designed and constructed for use as a mobile home, as defined in (1), but which is used permanently or temporarily for commercial purposes, such as advertising, sales, display, or promotion of merchandise or services. However, it cannot be used for the transportation of property for hire, or the transportation of property for distribution by a private carrier.

Modular Home - Building designed, constructed and equipped as a dwelling place, living abode or sleeping place. Modular homes are not equipped for use as a conveyance on highways.

Quadrum Axle - Any four consecutive axles whose centers are at least 40", but not more than 96" apart. Quadrum axles must be designed to equalize the load between its individual axles.

Quint Axle - Any five consecutive axles whose centers are at least 40", but not more than 96" apart. Quint axles must be designed to equalize the load between its individual axles.

Single Axle - Any individual axle or assembly of two or more axles whose centers are less than 40" apart.

Semi-Trailer - Single non-motorized vehicle with one or more load-carrying axles, configured to carry property and passengers, and designed to be used with a motor vehicle in such a way that some part of its own weight and load rests on or is carried by the motor vehicle.

Stinger-Steered Combination - A truck tractor semi-trailer wherein the fifth wheel is located on a drop frame behind and below the rear-most axles of the power unit.

Tandem Axles - Any two consecutive axles whose centers are at least 40", but not more than 96" apart. Their design must distribute loads equally between the axles.

Tridem Axle - Any three consecutive axles whose centers are at least 40", but not more than 96" apart. Their design must distribute loads equally between the axles.

Trailer - Single non-motorized vehicle designed to carry property or passengers wholly on its own structure. When pulled by a motor vehicle, no part of its weight and load is supported by the motor vehicle.

Trailer Dolly - An auxiliary undercarriage assembly used to convert a semi-trailer to a full trailer, and consisting of a chassis, fifth wheel and towbar.

Trailer, Drop Center ("Double Drop") - Trailer designed to lower the cargo deck and/or to provide the greatest height possible for cargo in the dropped area. It employs an offset or drop in the cargo deck immediately behind the supports and another immediately in front of the suspension.

Trailer, Drop Frame ("Single Drop") - Trailer employing one offset or drop in the cargo deck immediately behind the supports.

Trunion Axle - Axle configuration consisting of two individual axles mounted in the same transverse plane and having four tires on each axle. The axles are connected at a pivot point, which allows each individual axle to oscillate in a vertical plane, providing constant and equal weight distribution on each individual axle.

Trunion Axle Group - Two or more consecutive trunion axles individually attached to, and/or articulated from, a vehicle by a weight equalizing suspension system.

Variable Load Suspension Axles - Axles that can be regulated by the driver of a vehicle using either an in-cab valve or switch, or by turning a valve on the outside of the truck. These axles are controlled by hydraulic and air suspension systems, mechanically, or by a combination of these methods.

Vehicle - Any device by which persons or things may be transported on a public highway or bridge. Trailer and semi-trailers are considered separate vehicles from towing units.

Width - The total outside transverse dimension of a vehicle, including any load or load holding devices thereon, but excluding approved safety devices and tire bulge due to load.