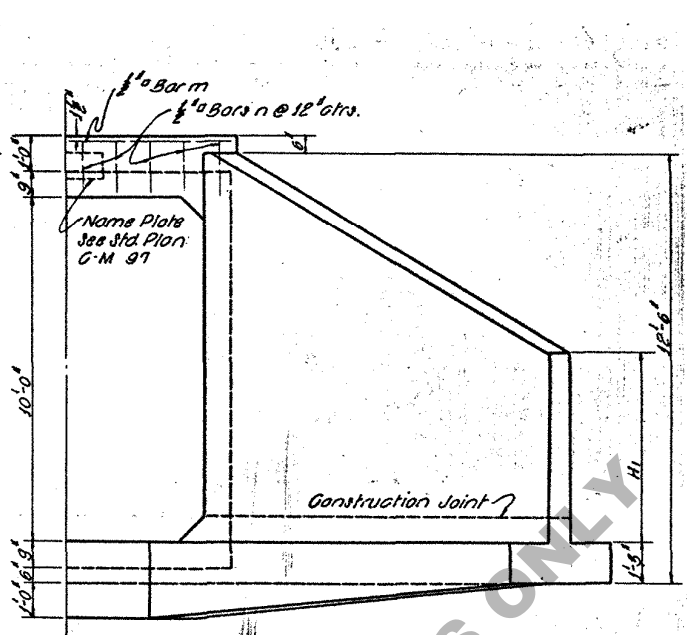
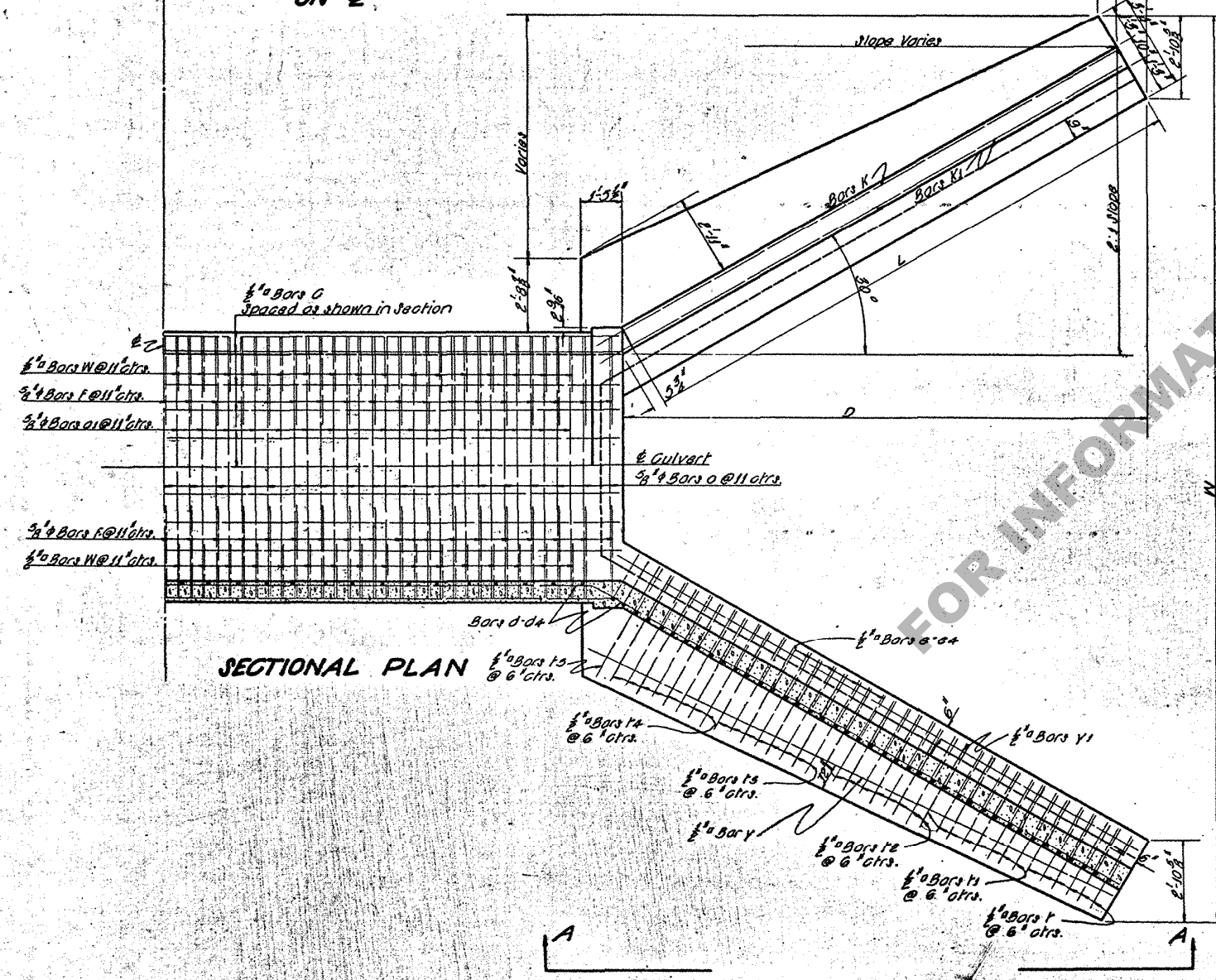


HALF LONGITUDINAL SECTION ON E

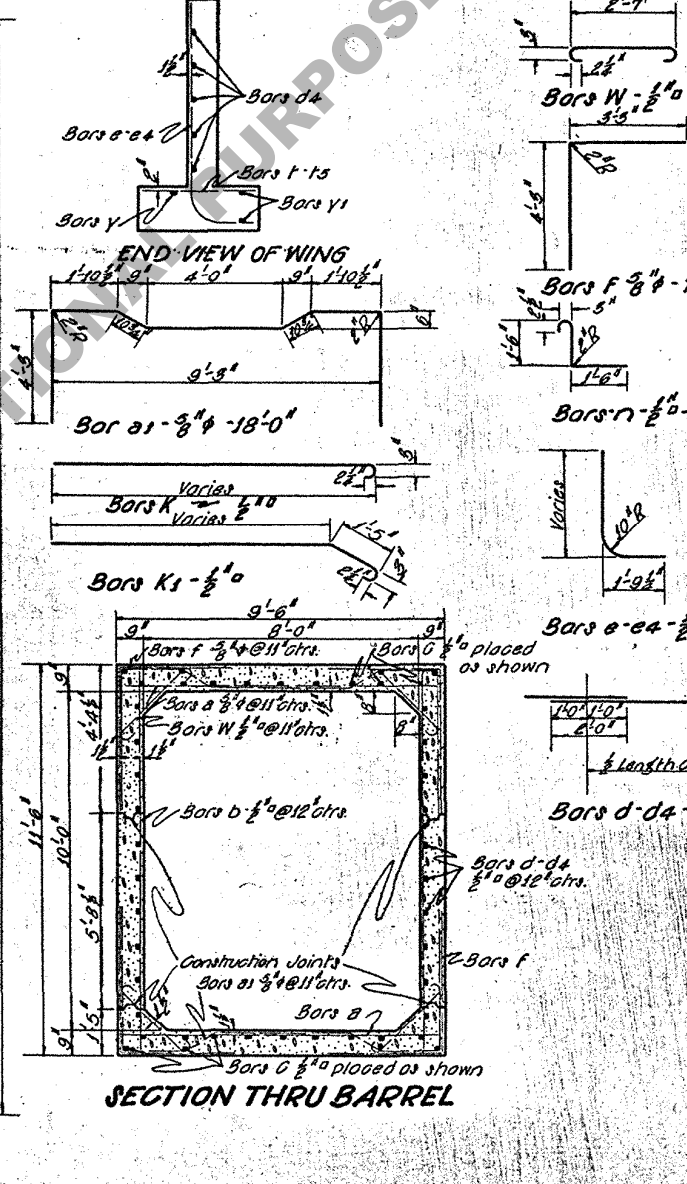
ELEVATION A-A OF WING



HALF END ELEVATION



SECTIONAL PLAN



SECTION THRU BARREL

DIMENSIONS					
Slopes	1 1/2:1	2:1	3:1	4:1	5:1
D			18'-4 3/4"		
H			5'-6"		
L			20'-0"		
W			32'-1"		

BILL OF MATERIAL FOR A 30' STRUCTURE						
Slopes	1 1/2:1	2:1	3:1	4:1	5:1	
Bar	No.	U.Lgt.	Total	No.	U.Lgt.	Total
7/8" a	70	9'-2"	644'-8"			
1/2" a1	64	18'-0"	1152'-0"			
1/2" f	140	7'-6"	1050'-0"			
Total			2846'-8"			
1/2" b	60	11'-2"	670'-0"			
1/2" c	26	31'-6"	821'-6"			
1/2" d	4	22'-8"	90'-8"			
1/2" di	4	26'-2"	104'-8"			
1/2" de	4	29'-6"	118'-0"			
1/2" ds	4	33'-0"	132'-0"			
1/2" dt	24	37'-1"	890'-0"			
1/2" e	16	8'-0"	128'-0"			
1/2" e1	40	8'-6"	340'-0"			
1/2" e2	40	9'-11"	364'-0"			
1/2" e3	40	11'-5"	456'-0"			
1/2" ea	28	12'-0"	336'-0"			
1/2" k	4	22'-0"	88'-0"			
1/2" k1	4	22'-7"	90'-8"			
1/2" m	2	9'-1"	18'-2"			
1/2" n	20	3'-4"	68'-0"			
1/2" f	24	3'-2"	76'-0"			
1/2" h	52	3'-5"	109'-4"			
1/2" h1	52	3'-8"	117'-4"			
1/2" h2	52	4'-0"	128'-0"			
1/2" h3	52	4'-4"	138'-8"			
1/2" ps	4	4'-8"	18'-8"			
1/2" y	4	20'-4"	81'-4"			
1/2" y1	8	20'-8"	165'-8"			
1/2" w	112	3'-3"	369'-6"			
Total			6024'-2"			

QUANTITIES					
Slopes	1 1/2:1	2:1	3:1	4:1	5:1
Class A Concrete - Total cu yds.				13.81	
Per Lin. Ft. Barrel				1.116	
3/4" Reinf. Steel - Total Pounds				2966	
3/4" a				5121	
Total Reinf. Steel - Pounds				8087	
Reinf. Steel Per Lin. Ft. of Barrel - Lbs.				1661	

**GENERAL NOTES:**  
 Construction Specs. Latest Approved to Hwy. Dept. Std. Spec. Design Specs. La. Hwy. Commission, Feb. 1925.  
 Louisiana Highway Commission Specifications to Govern.  
 All concrete to be Class A.  
 All reinforcing steel to be deformed bars.  
 All exposed corners to be chamfered.  
 All dimensions of reinforcing steel are to bar centers.  
 Place 1" - one cu ft. of large gravel or loose rock around and behind each weep hole.

DISCARDED 11-27-57 CEA

STANDARD PLAN  
 SINGLE 8'x10' CONCRETE  
 BOX CULVERT  
 1 1/2-2-3-4-5:1 SLOPE

LOUISIANA HIGHWAY COMMISSION  
 BATON ROUGE, LA. June 1, 1938

DESIGNED	H. W. (S. J.)	TRACED	J. H. Jackson
CHECKED	M. H. (S. J.)	CHECKED	M. H. (S. J.)
DATE		BY	
REVISIONS			